
State of Wisconsin
Additional/Voluntary Filing # 2023-24
Dated July 31, 2023

This Additional/Voluntary Filing does not concern an event described in Securities and Exchange Act Rule 15c2-12, as amended. The State of Wisconsin provides this information as it may be material to the financial evaluation of one or more obligations of the State of Wisconsin.

Issuer: State of Wisconsin

CUSIP Numbers: 977055 Prefix (All) 977087 Prefix (All)
977056 Prefix (All) 97709T Prefix (All)
97705L Prefix (All) 977100 Prefix (All)
97705M Prefix (All) 977123 Prefix (All)

Type of Information: Financial/Operating Data Disclosures;
Additional/Voluntary Disclosure; Budget

On July 31, 2023, the Legislative Fiscal Bureau released the final cumulative summary of the executive and legislative action on the State of Wisconsin 2023-25 biennial budget (2023 Wisconsin Act 19). **A copy of this comparative summary of provisions is attached** and is also located on the internet at the following URL:

https://docs.legis.wisconsin.gov/misc/lfb/budget/2023_25_biennial_budget/102_summary_of_provisions_2023_act_19_july_2023_entire_document.pdf

The complete Wisconsin Legislature is expected to consider the Joint Committee on Finance substitute amendment to the

Table 4 of this comparative summary of provisions includes the estimated 2023-25 General Fund Condition Statement and Table 5 includes estimated 2023-25 General Fund tax collections.

The State of Wisconsin is providing this Additional/Voluntary Filing with the Municipal Securities Rulemaking Board through its Electronic Municipal Market Access system. This Additional/Voluntary Filing is also available on the State of Wisconsin Capital Finance Office website and State of Wisconsin investor relations website at:

doa.wi.gov/capitalfinance
wisconsinbonds.com

The undersigned represents that he is the Capital Finance Director, State of Wisconsin Capital Finance Office, which is the office of the State of Wisconsin responsible for providing additional/voluntary filings, annual reports, and Event Filings pursuant to the State's Master Agreement on Continuing Disclosure (Amended and Restated March 1, 2019) and is authorized to distribute this information publicly.

/s/ AARON M. HEINTZ

Aaron M. Heintz, Capital Finance Director
State of Wisconsin Capital Finance Office
Wisconsin Department of Administration
101 East Wilson Street, FLR 10
Madison, WI 53703

Phone: 608.267.1836

Email: DOACapitalFinanceOffice@wisconsin.gov

Websites: doa.wi.gov/capitalfinance
wisconsinbonds.com



**LEGISLATIVE
FISCAL BUREAU**

STATE OF WISCONSIN

July 2023

Summary of Provisions

2023 Wisconsin Act 19

2023-25 Wisconsin State Budget

2023-25 WISCONSIN STATE BUDGET

Summary of Provisions

2023 Wisconsin Act 19

Legislative Fiscal Bureau

**One East Main, Suite 301
Madison, Wisconsin**

LEGISLATIVE FISCAL BUREAU

Administrative Staff

Bob Lang, Director
Dave Loppnow, Assistant Director
Becky Hannah, Administrative Assistant
Liz Barton
Mai Lor

Building Program and Workforce Development

Dave Loppnow, Assistant Director
Sydney Emmerich
Ryan Horton
Sarah Wynn

Education

Christa Pugh, Program Supervisor
Russ Kava
Erin Probst
Maria Toniolo

General Government and Justice

Jere Bauer, Program Supervisor
Rachel Janke, Supervising Analyst
Shannon Huberty
Brianna Murphy
Sarah Wynn

Health and Family Services

Charles Morgan, Program Supervisor
Jon Dyck, Supervising Analyst
Alex Bentzen
John Gentry
Carl Plant

Natural Resources

Paul Ferguson, Program Supervisor
Eric Hepler
Margo Poelstra
Erin Probst
Moriah Rapp

Tax Policy

Sean Moran, Program Supervisor
Sydney Emmerich
John Gentry
Dan Spika

Transportation and Property Tax Relief

Al Runde, Program Supervisor
Noga Ardon
Ryan Horton
Peter Mosher

INTRODUCTION

This document provides a summary of the 2023-25 state budget. The budget was enacted into law as 2023 Wisconsin Act 19 on July 5, 2023. This document describes each of the provisions of Act 19.

The document is organized into five basic sections, the first of which contains a Table of Contents, History of the 2023-25 Budget, and a Brief Chronology of the 2023-25 Budget.

This is followed by an "overview" section which provides a series of summary tables and charts which display 2023-25 revenues, appropriations, and authorized position levels. Information is presented for all fund sources, the general fund, transportation fund, and the state's lottery program.

The next section contains budget and policy summaries for each state agency and program. The agencies appear in alphabetical order. For each agency, tables are presented which depict funding and authorized position levels. This is followed by a narrative description and fiscal effect, if any, of each budget change item.

The fourth section of the document lists the reports and studies required in 2023 Act 19.

The final section lists the 2023-25 biennial budget issue papers prepared by the Legislative Fiscal Bureau.

TABLE OF CONTENTS

History of the 2023-25 Biennial Budget.....	1
Brief Chronology of the 2023-25 Budget.....	7

OVERVIEW

All Funds Budget and Position Summaries

• Table 1 -- Appropriations, Compensation Reserves, and Authorizations	9
• Table 2 -- Total All Funds Appropriations by Agency	10
• Figure 1 -- All Funds Appropriations by Functional Area.....	12
• Figure 2 -- All Funds Appropriations by Purpose	13
• Table 3 -- All Funds FTE Positions by Agency	14

General Fund Budget and Position Summaries

• Table 4 -- General Fund Condition Statement.....	17
• Table 5 -- Estimated General Fund Taxes	18
• Table 6 -- Estimated Departmental Revenues	19
• Figure 3 -- Estimated General Fund Revenues.....	20
• Figure 4 -- Use of General Fund Revenues	21
• Table 7 -- General Fund Appropriations by Agency.....	22
• Figure 5 -- General Fund Appropriations by Functional Area.....	24
• Figure 6 -- General Fund Appropriations by Purpose	25
• Figure 7 -- General Fund Appropriations -- Local Assistance.....	26
• Figure 8 -- General Fund Appropriations -- Aids to Individuals and Organizations	27
• Figure 9 -- General Fund Appropriations -- State Operations.....	28
• Table 8 -- Distribution of 2023-25 General Fund Appropriations.....	29
• Table 9 -- Ten Largest General Fund Programs	30
• Table 10 -- General Fund FTE Positions by Agency	31

Transportation Fund Budget

• Table 11 -- Transportation Fund Condition Statement.....	33
• Figure 10 -- Estimated Transportation Fund Revenues.....	34
• Figure 11 -- Transportation Fund Appropriations by Category	35

Lottery Fund Budget

• Table 12 -- Lottery Fund Condition Statement.....	37
• Figure 12 -- Lottery Fund Expenditures	38

STATE AGENCY 2023-25 BUDGET SUMMARIES

Administration.....	39
General Agency Provisions	39
Information Technology	41
Facilities	43
Procurement and Risk Management.....	44
Division of Gaming.....	44
Agriculture, Trade and Consumer Protection.....	50
Departmentwide	50
Agricultural Assistance	53
Environment	55
Regulatory Programs	57
Appropriation Obligation Bonds	60
Board for People with Developmental Disabilities.....	62
Board of Commissioners of Public Lands.....	63
Board on Aging and Long-Term Care.....	65
Bonding Authorization.....	66
Budget Management and Compensation Reserves	68
Building Commission	72
Building Program	74
Child Abuse and Neglect Prevention Board.....	91
Children and Families	93
TANF and Economic Support	93
Child Welfare	103
Juvenile Justice.....	107
Child Support and Departmentwide	108
Circuit Courts	112
Corrections	114
Departmentwide	114
Adult Institutions.....	116
Community Corrections.....	120
Juvenile Corrections.....	121
Court of Appeals	123
District Attorneys	124
Educational Communications Board	127
Elections Commission.....	128
Employee Trust Funds	129
Employment Relations Commission	131
Environmental Improvement Fund.....	132
Ethics Commission.....	134
Financial Institutions	135
Fox River Navigational System Authority	137
General Fund Taxes	138
Income and Franchise Taxes	138
General Sales and Use Taxes.....	140
Excise Taxes.....	142
Refundable Tax Credits and Other Payments	142
Governor.....	147

Health Services.....	148
Medical Assistance -- Eligibility and Benefits.....	148
Medical Assistance -- Long-Term Care.....	158
Services for the Elderly and People with Disabilities.....	161
Public Health.....	163
Behavioral Health.....	165
Care and Treatment Facilities.....	166
Quality Assurance.....	173
FoodShare and Public Assistance Administration.....	173
Departmentwide.....	176
Higher Educational Aids Board.....	179
Historical Society.....	180
Insurance.....	183
Investment Board.....	186
Judicial Commission.....	187
Justice.....	188
Departmentwide.....	188
Law Enforcement Services.....	192
Treatment Alternatives and Diversions.....	194
Forensic Science.....	195
Victim and Witness Services.....	195
Kickapoo Reserve Management Board.....	196
Labor and Industry Review Commission.....	197
Legislature.....	198
Lieutenant Governor.....	201
Lower Wisconsin State Riverway Board.....	202
Medical College of Wisconsin.....	203
Military Affairs.....	204
Miscellaneous Appropriations.....	211
Natural Resources.....	214
Departmentwide.....	214
Parks.....	219
Forestry and Stewardship.....	222
Fish, Wildlife, and Natural Heritage Conservation.....	224
Law Enforcement.....	226
Waste, Remediation, and Air.....	227
Water Quality.....	229
Program Supplements.....	234
Public Defender.....	236
Public Instruction.....	239
General School Aids and Revenue Limits.....	239
Categorical Aids.....	243
Choice, Charter, and Open Enrollment.....	246
Administrative and Other Funding.....	249
Public Service Commission.....	253

Revenue	255
Departmentwide	255
Tax Administration	256
Lottery Administration.....	258
Safety and Professional Services	261
Departmentwide	261
Regulation of Professions	263
Safety and Buildings Programs	264
Secretary of State.....	266
Shared Revenue and Tax Relief.....	267
Direct Aid Payments	268
Property Tax Credits	275
Property Taxation.....	277
Forestry Mill Rate	277
Local Revenue Options.....	278
State Fair Park	279
State Treasurer.....	281
Supreme Court.....	282
Tourism.....	284
Transportation	287
Transportation Finance	287
Local Transportation Aid.....	294
Local Transportation Assistance.....	296
State Highway Program	302
Division of Motor Vehicles	309
State Patrol	310
Departmentwide	312
University of Wisconsin System	315
Veterans Affairs	318
Wisconsin Economic Development Corporation.....	322
Wisconsin Housing and Economic Development Authority.....	325
Wisconsin Technical College System	328
Workforce Development.....	330
Departmentwide and Vocational Rehabilitation	330
Employment and Training	331
Equal Rights and Employment Regulation	332
REPORTS AND STUDIES.....	333
LEGISLATIVE FISCAL BUREAU BUDGET PAPERS	335

HISTORY OF THE 2023-25 BIENNIAL BUDGET

This section provides a narrative history of the 2023-25 biennial budget. Although the formal legislative history of the biennial state budget commenced with the introduction of a bill comprising the Governor's budget recommendations, the actual process of assembling the budget began several months prior to its introduction. This history starts at that point.

On June 7, 2022, the Department of Administration (DOA) released Governor Tony Evers' major budget policies. Included in these directives were instructions that state agencies prepare their 2023-25 biennial budget requests based on 100 percent of their fiscal year 2022-23 adjusted base. In addition, agencies were to assume zero growth in overall state general purpose revenue (GPR) appropriations, except for K-12 school aids, required basic cost-to-continue needs for the state's institutions, entitlements and related assistance programs in the Department of Health Services (such as Medical Assistance), the Department of Children and Families' Division of Safety and Permanence, the Department of Workforce Development's Division of Vocational Rehabilitation, and housekeeping adjustments such as standard budget adjustments, fuel and utilities, and debt service.

Pursuant to s.16.423 of the statutes, all state agencies were required to submit a base budget review report no later than May 16, 2022. The reports were summarized in the Governor's biennial state budget report to the Legislature. The reports were required to include: (1) a description of each agency appropriation; (2) an accounting of all expenditures by quarter for the three previous fiscal years; (3) an analysis of whether the appropriation contributes to agency's mission and whether the objectives of the appropriation justify the expenditures; (4) the minimum funding needed to achieve the objectives (not to exceed the prior fiscal year 's adjusted base) and an accounting of the current funding; and (5) a description of the agency mission or guiding principles.

Under 2015 Wisconsin Act 201, all executive branch agencies were required to include proposals for a state operations budget that met the following requirements: (1) a zero growth target in each fiscal year of the 2023-25 biennium; and (2) a reduction in the agency's state operations budget by 5% from the 2022-23 adjusted base in each year of the 2023-25 biennium. (These requirements excluded federal appropriations and debt service appropriations.)

Agencies were also required to report on performance measures identified in previous biennial budgets. For the 2023-25 biennial budget, agencies were asked to report actual outcome measures through fiscal years 2020-21 and 2021-22. Planned outcome measures were to be included for fiscal years 2022-23, 2023-24, and 2024-25.

Executive branch agencies were required to submit their formal budget requests to the Department of Administration (DOA) and the Legislative Fiscal Bureau by September 15, 2022. The Division of Executive Budget and Finance (within DOA) began reviewing agency funding requests

as they were submitted. On November 21, 2022, DOA distributed a compilation of state agencies' 2023-25 biennial budget requests to Governor Evers and members of the Legislature. This report indicated that agencies were seeking total 2023-25 funding of \$96.53 billion (all funds), of which \$42.96 billion was requested from general purpose revenue. Also included in the summary was the statutorily-required estimate of tax revenues for fiscal year 2022-23 and the 2023-25 biennium, as developed by the Department of Revenue. For fiscal year 2022-23, state general fund tax revenues were estimated at \$21.93 billion. Total general fund tax collections for the 2023-25 biennium were projected at \$44.09 billion.

Every January, the Legislative Fiscal Bureau prepares general fund revenue projections for the Legislature as it begins to consider the state's budget and other legislation. Based on updated tax collection data and economic forecasts, on January 25, 2023, the Bureau estimated that the state's general fund would realize a total of \$94.2 million less in tax collections for the period from 2022-23 through 2024-25 than was reflected in the administration's November 20 report. The Fiscal Bureau annual projections compared to the administration's estimates were \$60.7 million higher in 2022-23, \$74.7 million lower in 2023-24, and \$80.2 million lower in 2024-25. For the 2022-23 fiscal year, there was a \$524.0 million difference between the administration's general fund condition statement, which had a gross ending balance of \$6,576.4 million, and the Bureau's ending balance of \$7,100.4 million. The factors that caused the \$524.0 million difference were \$60.7 million more in tax collections from the November 20 projection, a decrease in estimated departmental revenues of \$4.3 million, and a reduction of net appropriations of \$467.6 million.

By statute, the Governor is required to submit the budget message and the executive budget bill (or bills) to the Legislature on or before the last Tuesday in January of each odd-numbered year (January 31 for 2023). However, under 2023 Senate Joint Resolution 1, adopted by the Senate on January 3, 2023, and concurred in by the Assembly on January 4, 2023, the deadline for the submission of Governor Evers' budget was extended to February 15, 2023.

On February 15, 2023, the Governor delivered his budget message to a joint session of the Legislature. Immediately following the Governor's message, the Joint Committee on Finance (JFC) introduced the 2023-25 executive budget in identical form as 2023 Assembly Bill 43 and 2023 Senate Bill 70. As required by statute, the bills were referred to the JFC. In addition, the bills were also referred to the Joint Survey Committee on Tax Exemptions.

The Joint Committee on Finance held agency informational briefings on the biennial budget on March 28 and 30. During these briefings, agency representatives testified before the Committee on the executive budget recommendations affecting their respective agencies. The agencies that appeared before the Committee were the Departments of Corrections, Transportation, Administration, and Safety and Professional Services.

The Joint Committee on Finance held four public hearings on the biennial budget. Public hearings were held in Waukesha on April 5, Eau Claire on April 11, Wisconsin Dells on April 12, and Minocqua on April 26.

On April 27, 2023, the Legislative Fiscal Bureau sent a memorandum to Senator Marklein and Representative Born, the Co-Chairs of the Joint Committee on Finance, identifying 144 non-fiscal policy items contained in the Governor's budget.

On April 28, the Finance Committee's Co-Chairs distributed a memorandum to the Committee's members, which outlined the procedures that the Committee would follow during its deliberations on the 2023-25 budget. In that memorandum, the Co-Chairs indicated that the first executive session on the budget would be held on May 2. In addition, the Co-Chairs indicated that the first item before the Committee on May 2 would be a motion to delete 545 provisions of the Governor's recommendations from further budget consideration. The 545 items included 143 provisions of the Fiscal Bureau's April 28 memorandum and 402 other items contained in the Governor's bill. Those 545 items were incorporated into budget Motion #10. [The one item on the Fiscal Bureau's non-fiscal policy list not included in Motion #10 was "Quarry Hours of Operation" under "Miscellaneous Provisions." This item was included in 2023 Wisconsin Act 12.]

The Co-Chairs April 28th memorandum also indicated that the Committee would use, as its beginning point, the adjusted base budget, less the items of Motion #10. Those provisions were incorporated into Assembly Substitute Amendment (LRBs0027/1) and Senate Substitute Amendment (LRBs0037/1) to the Governor's budget bill and adopted by the Committee.

Finally, the April 28th memorandum indicated that following the introduction of the substitute amendments, the Committee would vote on motions that: (1) included the standard budget adjustments and the 27th biweekly payroll for 2023-25, with a modification to increase the turnover rate from 3% to 5% for all appropriations subject to the 3% turnover rate under the bill; and (2) provided estimated amounts for current law sum sufficient appropriations and debt service on appropriation obligation bonds.

On May 15, 2023, the Legislative Fiscal Bureau sent a letter to the Co-Chairs of the Joint Committee on Finance regarding recent tax collection data. Based on its review of collection data and economic forecasts, the Bureau indicated that general fund tax revenue estimates of January 25 would be lower by \$365.2 million in 2022-23, \$148.0 million in 2023-24, and \$241.9 million in 2024-25. The Bureau also estimated expenditure reductions of \$141.7 million above those of the January 25 report, including a reduction in debt service payments (\$8.5 million), a lapse from the appropriation of the State Public Defender (\$9.7 million), and an increased lapse of \$123.5 million in the GPR appropriation for Medical Assistance (MA) program. The net result was that the projected gross balance in the general fund for 2022-23 would be \$6,877.0 million.

The Joint Committee on Finance held a total of 11 executive sessions on the biennial budget bill. The first executive session was held on May 2, and the last was held on June 22. At the Committee's final executive session, the Committee adopted a substitute amendment incorporating all of its previous actions modifying the biennial budget. The vote to recommend Assembly Bill 43/Senate Bill 70 for passage, as amended, was 12-4. The Committee's recommended 2023-25 budget was incorporated into Assembly Substitute Amendment 2 to AB 43 and Senate Substitute Amendment 2 to SB 70.

Under section 13.95(1r) of the statutes, as created by 2011 Act 220, the Legislative Fiscal Bureau is required to prepare an earmark transparency report on each biennial budget bill and on each amendment to that bill. The report is required to include the following elements: (1) a list of all earmarks; (2) the cost of each earmark; (3) the beneficiary of each earmark, if the Bureau can make this determination, and the Assembly and Senate district in which the beneficiary resides (for individuals) or is located (for entities); and (4) for a report on a budget amendment, the name of the legislator who proposed the earmark.

Under section 13.102 of the statutes, the Joint Committee on Finance cannot vote to recommend passage of the biennial budget bill or an amendment to the bill until the required report, on either the bill or amendment, has been distributed by the Bureau to each member of the Legislature and is made available on the Legislature's website. Section 13.39 of the statutes specifies that neither house of the Legislature may pass the biennial budget bill until the Bureau has distributed a copy of an earmark transparency report on the bill, as amended, to each member of the Legislature and has made the report available on the Legislature's website.

Under these provisions, the Legislative Fiscal Bureau released earmark reports as follows:

- April 24, 2023 -- Earmark Transparency Report on 2023 Assembly Bill 43/Senate Bill 70.
- June 22, 2023 -- Earmark Transparency Report on the JFC Substitute Amendments (ASA 2 to AB 43 and SSA 2 to SB 70): Total of 45 earmarks--13 that were included in AB 43/SB 70 (Governor) and an additional 32 added by JFC.
- June 28, 2023 -- Earmark Transparency Report on SA 13 to SSA 2 to SB 70, as amended by the Senate: Total of 45 earmarks -- no additional earmarks were added by the Senate.
- June 29, 2023 -- Earmark Transparency Report on Engrossed SB 70: Total of 45 earmarks -- no additional earmarks were added by the Assembly.

On June 27, 2023, the Joint Survey Committee on Tax Exemptions submitted its report on provisions included in Senate Bill 70/Assembly Bill 43. The Committee's report addressed provisions in the bills, as introduced, that would affect existing statutes or create new statutes relating to the exemption of property or persons from state or local taxes. The provisions included: (a) Cranberry research station property tax exemption and personal property tax repeal; (b) marijuana legalization; (c) WHEDA headquarters; (d) Gender-neutral statutory references; (e) Energy systems; (f) Prairie & wetland counseling services; (g) Diapers and feminine hygiene products; (h) Farm-raised deer; (i) Retirement income exclusion; (j) Disability income exclusion; (k) Internal Revenue Code update; (l) Net operating loss carryback repeal; (m) Capital gains exclusion limitation; (n) First-time homebuyer account tax deduction; (o) Dividends received deduction limitation; (p) Exemption for gun safety items; (q) Exemption for breastfeeding equipment; and (r) Baseball park district. The tax exemption provisions in the bills were determined by the Committee to be appropriate public policy.

The Senate took action on the 2023-25 state budget on June 28, 2023. During the Senate deliberations, 13 amendments to SSA 2 to Senate Bill 70 were offered. One amendment was

adopted—Senate Amendment 13. On June 28, 2023, Senate Substitute Amendment 2 to SB 70, as amended, was adopted and the bill, as amended, was passed on a vote of 20-13. The bill was immediately messaged to the Assembly.

The Assembly debated the 2023-25 state budget on June 29, 2023. A total of 13 amendments to Senate Bill 70, as passed by the Senate, were offered. No amendments were adopted. The Assembly concurred with the Senate by a vote of 63-34 (one seat was vacant and one member did not vote), on June 29, 2023.

The bill was enrolled on June 30, 2023, and presented to the Governor on that day. Governor Evers approved Enrolled Senate Bill 70, in part, on July 5, 2023, and had it deposited to the Office of the Secretary of State on July 5, as 2023 Wisconsin Act 19. The Governor indicated in his message to the Legislature that he had exercised his authority to make 51 partial vetoes to the bill, as passed by the Legislature. 2023 Wisconsin Act 19 was published on July 6, 2023, and except as otherwise specifically provided, became effective the following day.

BRIEF CHRONOLOGY OF THE 2023-25 BUDGET

Governor/Administration

- June 7, 2022 Department of Administration issued major budget policies.
- September 15 Agency deadline for submission of budget requests.
- November 21 Executive Budget Office submitted a compilation of agency budget requests and Department of Revenue estimate of tax revenues.
- February 15, 2023 Governor Evers delivered budget message and recommendations to the Legislature.

Joint Committee on Finance

- January 25 Legislative Fiscal Bureau released general fund expenditure and revenue projections.
- February 15 Introduced the executive budget as 2023 Assembly Bill 43/Senate Bill 70.
- March 28 and 30 Budget bill briefings by agency officials.
- April 5-26 Public hearings (Waukesha, Eau Claire, Wisconsin Dells, Minocqua).
- May 2-June 22 Executive sessions.
- May 15 Legislative Fiscal Bureau released revised general fund tax collection estimates.
- June 22 Adopted Assembly Substitute Amendment 2 (ASA 2) to AB 43 and Senate Substitute Amendment 2 (SSA 2) to SB 70 and recommended the bills for passage, as amended, on a 12-4 vote.

Legislature

- June 28 Senate adopted Senate Substitute Amendment 2 to SB 70, as amended by Senate Amendment 13, and passed the bill, as amended, on a vote of 20-13.
- June 29 Assembly concurred with the Senate's action on the budget bill on a vote of 63-34.

Enactment

- June 30 Enrolled SB 70 presented to Governor.
- July 5 Governor approved bill, with 51 partial vetoes, as 2023 Wisconsin Act 19.
- July 6 Act 19 published.
- July 7 Act 19 became generally effective.

OVERVIEW

ALL FUNDS BUDGET AND POSITION SUMMARIES

TABLE 1**Summary of 2023-25 Appropriations,
Compensation Reserves, and Authorizations**

<u>Fund Source</u>	<u>2023-24</u>	<u>2024-25</u>	<u>Total</u>	<u>Percent of Total</u>
General Purpose Revenue	\$22,962,333,600	\$21,438,811,400	\$44,401,145,000	44.7%
Appropriations	22,651,152,700	21,040,881,400	43,692,034,100	
Compensation Reserves	311,180,900	397,930,000	709,110,900	
Federal Revenue	14,041,014,100	13,998,589,500	28,039,603,600	28.2%
Appropriations	13,974,638,000	13,919,472,400	27,894,110,400	
Compensation Reserves	66,376,100	79,117,100	145,493,200	
Program Revenue	7,583,878,900	7,537,992,400	15,121,871,300	15.2%
Appropriations	7,467,385,100	7,399,137,400	14,866,522,500	
Compensation Reserves	116,493,800	138,855,000	255,348,800	
Segregated Revenue	5,141,541,700	5,954,124,100	11,095,665,800	11.2%
Appropriations	5,076,060,500	5,876,073,700	10,952,134,200	
Compensation Reserves	<u>65,481,200</u>	<u>78,050,400</u>	<u>143,531,600</u>	
Subtotal	\$49,728,768,300	\$48,929,517,400	\$98,658,285,700	99.3%
Appropriations	49,169,236,300	48,235,564,900	97,404,801,200	
Compensation Reserves	559,532,000	693,952,500	1,253,484,500	
Bond Revenue			\$681,099,900	0.7%
General Obligation Bonding			635,099,900*	
Revenue Bonding			46,000,000	
TOTAL			\$99,339,385,600	100.0%

*Excludes \$1,725,000,000 of economic refunding bonds.

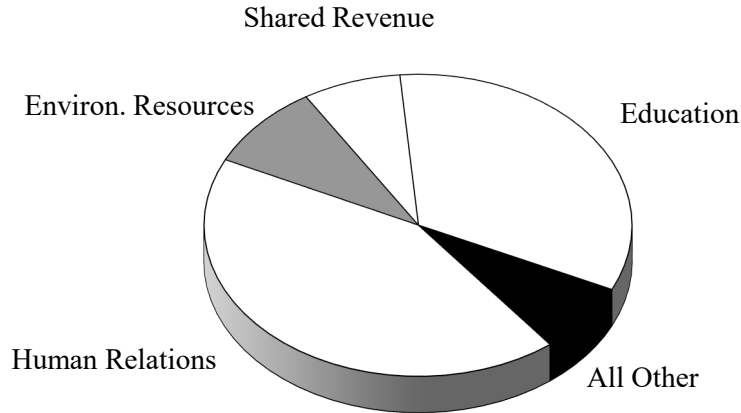
TABLE 2**Summary of Total All Funds Appropriations by Agency**

<u>Agency</u>	2022-23 Adjusted <u>Base Doubled</u>	<u>Act 19</u>			2023-25 Act 19 <u>Change Over Base</u>	
		<u>2023-24</u>	<u>2024-25</u>	<u>2023-25</u>	<u>Amount</u>	<u>%</u>
Administration	\$1,225,974,400	\$648,091,800	\$622,414,700	\$1,270,506,500	\$44,532,100	3.6%
Agriculture, Trade and Consumer Protection	220,845,600	129,659,900	120,112,500	249,772,400	28,926,800	13.1
Appropriation Obligation Bonds	622,359,600	709,266,800	336,940,900	1,046,207,700	423,848,100	68.1
Board for People with Developmental Disabilities	3,442,800	1,665,600	1,665,600	3,331,200	-111,600	-3.2
Board of Commissioners of Public Lands	3,399,600	1,663,000	1,685,300	3,348,300	-51,300	-1.5
Board on Aging and Long-Term Care	7,636,600	4,044,000	4,077,500	8,121,500	484,900	6.3
Building Commission	83,467,600	28,044,300	45,531,100	73,575,400	-9,892,200	-11.9
Child Abuse and Neglect Prevention Board	6,486,400	4,398,800	4,398,800	8,797,600	2,311,200	35.6
Children and Families	2,914,604,000	1,463,549,000	1,577,714,100	3,041,263,100	126,659,100	4.3
Circuit Courts	231,942,600	116,291,100	116,417,300	232,708,400	765,800	0.3
Compensation Reserves	---	559,532,000	693,952,500	1,253,484,500	1,253,484,500	N.A.
Corrections	2,944,268,800	1,504,512,900	1,540,596,600	3,045,109,500	100,840,700	3.4
Court of Appeals	24,769,000	11,983,200	12,005,500	23,988,700	-780,300	-3.2
District Attorneys	122,631,400	68,433,800	69,534,700	137,968,500	15,337,100	12.5
Educational Communications Board	41,810,800	21,887,500	22,151,400	44,038,900	2,228,100	5.3
Elections Commission	12,157,400	6,401,600	6,403,100	12,804,700	647,300	5.3
Employee Trust Funds	105,489,600	56,944,500	61,660,700	118,605,200	13,115,600	12.4
Employment Relations Commission	2,058,800	1,063,600	1,065,400	2,129,000	70,200	3.4
Environmental Improvement Fund	26,974,000	11,479,700	11,324,900	22,804,600	-4,169,400	-15.5
Ethics Commission	3,082,800	1,964,900	1,814,900	3,779,800	697,000	22.6
Financial Institutions	38,658,600	20,382,500	22,145,900	42,528,400	3,869,800	10.0
Fox River Navigational System Authority	250,800	125,400	125,400	250,800	0	0.0
Governor	8,716,400	4,530,400	4,530,400	9,060,800	344,400	4.0
Health Services	30,305,887,800	16,846,086,900	16,618,757,400	33,464,844,300	3,158,956,500	10.4
Higher Educational Aids Board	300,877,800	151,131,000	151,146,100	302,277,100	1,399,300	0.5
Historical Society	62,632,400	40,561,500	40,956,400	81,517,900	18,885,500	30.2
Insurance	567,022,600	314,440,000	314,566,600	629,006,600	61,984,000	10.9
Investment Board	205,462,200	102,731,100	102,731,100	205,462,200	0	0.0
Judicial Commission	705,600	351,700	352,400	704,100	-1,500	-0.2
Justice	317,439,000	167,484,600	167,361,200	334,845,800	17,406,800	5.5

Agency	2022-23 Adjusted Base Doubled	Act 19			2023-25 Act 19 Change Over Base	
		2023-24	2024-25	2023-25	Amount	%
Kickapoo Reserve Management Board	\$2,089,600	\$1,144,000	\$1,144,000	\$2,288,000	\$198,400	9.5%
Labor and Industry Review Commission	5,751,200	3,049,000	3,049,000	6,098,000	346,800	6.0
Legislature	184,596,600	92,156,300	92,379,400	184,535,700	-60,900	0.0
Lieutenant Governor	970,200	498,200	498,200	996,400	26,200	2.7
Lower Wisconsin State Riverway Board	526,000	266,000	266,000	532,000	6,000	1.1
Medical College of Wisconsin	22,231,800	14,463,000	13,928,600	28,391,600	6,159,800	27.7
Military Affairs	290,711,600	223,092,800	194,424,400	417,517,200	126,805,600	43.6
Miscellaneous Appropriations	390,468,400	210,016,700	216,865,800	426,882,500	36,414,100	9.3
Natural Resources	1,134,851,800	639,434,900	580,922,900	1,220,357,800	85,506,000	7.5
Program Supplements	664,200	375,997,700	27,833,000	403,830,700	403,166,500	N.A.
Public Defender	229,312,200	132,025,000	134,117,100	266,142,100	36,829,900	16.1
Public Instruction	16,468,423,000	8,590,988,900	8,901,830,600	17,492,819,500	1,024,396,500	6.2
Public Service Commission	66,261,600	33,806,000	33,830,600	67,636,600	1,375,000	2.1
Revenue	487,397,600	251,755,000	250,378,700	502,133,700	14,736,100	3.0
Safety and Professional Services	122,110,600	72,104,600	72,664,700	144,769,300	22,658,700	18.6
Secretary of State	576,200	281,600	281,600	563,200	-13,000	-2.3
Shared Revenue and Tax Relief	5,859,709,800	3,243,890,700	4,052,115,200	7,296,005,900	1,436,296,100	24.5
State Fair Park Board	45,512,600	22,029,800	22,617,100	44,646,900	-865,700	-1.9
State Treasurer	260,600	127,800	127,800	255,600	-5,000	-1.9
Supreme Court	69,234,000	36,221,800	36,403,600	72,625,400	3,391,400	4.9
Tourism	36,575,400	52,219,400	20,124,500	72,343,900	35,768,500	97.8
Transportation	6,606,302,600	4,133,588,500	3,499,680,500	7,633,269,000	1,026,966,400	15.5
University of Wisconsin System	13,548,814,600	6,851,538,300	6,887,144,600	13,738,682,900	189,868,300	1.4
Veterans Affairs	285,779,800	150,825,700	151,934,600	302,760,300	16,980,500	5.9
Wisconsin Economic Development Corporation	83,101,400	47,000,000	45,870,000	92,870,000	9,768,600	11.8
Wisconsin Housing and Economic Development Authority	0	525,000,000	0	525,000,000	525,000,000	N.A.
Wisconsin Technical College System	1,236,044,200	625,108,700	625,300,200	1,250,408,900	14,364,700	1.2
Workforce Development	<u>740,826,400</u>	<u>401,434,800</u>	<u>389,644,300</u>	<u>791,079,100</u>	<u>50,252,700</u>	6.8
Total	\$88,330,159,000	\$49,728,768,300	\$48,929,517,400	\$98,658,285,700	\$10,328,126,700	11.7%

FIGURE 1

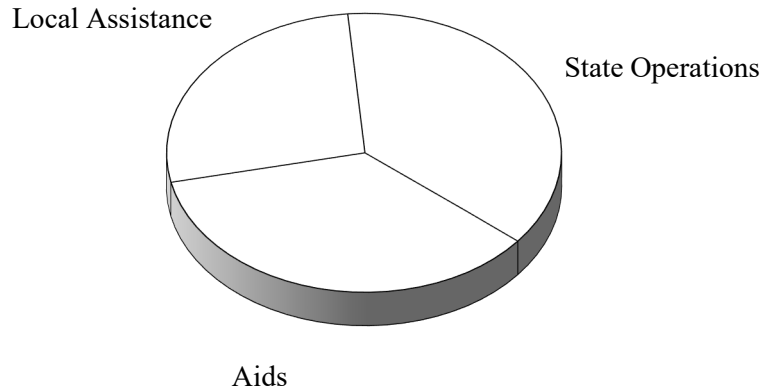
2023-25 All Funds Appropriations By Functional Area



<u>Functional Area</u>	<u>Amount</u>	<u>Percent of Total</u>
Human Relations and Resources	\$42,088,865,100	42.7%
Education	32,938,136,800	33.4
Environmental Resources	8,951,846,100	9.0
Shared Revenue and Tax Relief	7,296,005,900	7.4
All Other		
General Executive	3,439,866,200	3.5
Commerce	1,271,230,200	1.3
Compensation Reserves	1,253,484,500	1.3
General Appropriations	904,288,600	0.9
Judicial	330,026,600	0.3
Legislative	<u>184,535,700</u>	<u>0.2</u>
TOTAL	\$98,658,285,700	100.0%

FIGURE 2

**2023-25 All Funds Appropriations
By Purpose**



<u>Purpose</u>	<u>Amount</u>	<u>Percent of Total</u>
State Operations	(\$36,760,153,100)	(37.3%)
UW System	13,736,371,900	13.9
Transportation	4,928,595,600	5.0
Corrections	2,957,216,900	3.0
Compensation Reserves	1,253,484,500	1.3
Other Programs	13,884,484,200	14.1
Aids to Individuals and Organizations	35,276,201,300	35.8
Local Assistance	<u>26,621,931,300</u>	<u>27.0</u>
TOTAL	\$98,658,285,700	100.0%

TABLE 3**Summary of All Funds Full-Time Equivalent Positions by Agency**

<u>Agency</u>	2022-23	<u>Act 19</u>		2024-25 Act 19
	<u>Base</u>	<u>2023-24</u>	<u>2024-25</u>	<u>Change to Base</u>
Administration	1,459.78	1,457.78	1,448.78	-11.00
Agriculture, Trade and Consumer Protection	641.29	639.29	639.29	-2.00
Board for People with Developmental Disabilities	7.00	7.00	7.00	0.00
Board of Commissioners of Public Lands	9.50	9.70	9.70	0.20
Board on Aging and Long-Term Care	44.50	45.50	45.50	1.00
Child Abuse and Neglect Prevention Board	7.00	7.00	7.00	0.00
Children and Families	821.67	795.40	792.40	-29.27
Circuit Courts	543.00	551.00	551.00	8.00
Corrections	10,261.52	10,160.52	10,160.52	-101.00
Court of Appeals	75.50	75.50	75.50	0.00
District Attorneys	544.90	542.80	499.30	-45.60
Educational Communications Board	54.18	51.50	51.50	-2.68
Elections Commission	32.00	32.00	32.00	0.00
Employee Trust Funds	275.20	287.20	287.20	12.00
Employment Relations Commission	6.00	6.00	6.00	0.00
Ethics Commission	8.00	8.00	8.00	0.00
Financial Institutions	141.54	141.54	141.54	0.00
Governor	37.25	37.25	37.25	0.00
Health Services	6,589.92	6,668.44	6,529.44	-60.48
Higher Educational Aids Board	10.00	11.50	11.50	1.50
Historical Society	177.70	175.55	175.55	-2.15
Insurance	134.83	139.83	139.83	5.00
Investment Board	290.00	290.00	290.00	0.00
Judicial Commission	2.00	2.00	2.00	0.00
Justice	747.84	738.64	728.64	-19.20
Kickapoo Reserve Management Board	4.00	4.00	4.00	0.00
Labor and Industry Review Commission	18.70	18.70	18.70	0.00
Legislature	777.97	782.97	782.97	5.00
Lieutenant Governor	5.00	5.00	5.00	0.00
Lower Wisconsin State Riverway Board	2.00	2.00	2.00	0.00
Military Affairs	604.00	605.00	590.00	-14.00
Natural Resources	2,553.43	2,502.72	2,501.72	-51.71
Public Defender	682.85	682.85	619.85	-63.00
Public Instruction	654.00	641.27	641.27	-12.73
Public Service Commission	161.75	162.75	162.75	1.00

TABLE 3 (continued)

Summary of All Funds Full-Time Equivalent Positions by Agency

<u>Agency</u>	2022-23	<u>Act 19</u>		2024-25 Act 19
	<u>Base</u>	<u>2023-24</u>	<u>2024-25</u>	<u>Change to Base</u>
Revenue	1,178.00	1,177.80	1,177.80	-0.20
Safety and Professional Services	242.14	257.89	257.89	15.75
Secretary of State	2.00	2.00	2.00	0.00
State Fair Park Board	47.00	47.00	47.00	0.00
State Treasurer	1.00	1.00	1.00	0.00
Supreme Court	232.85	233.10	233.10	0.25
Tourism	34.00	34.00	34.00	0.00
Transportation	3,287.41	3,293.91	3,293.91	6.50
University of Wisconsin System	36,534.36	36,392.36	36,392.36	-142.00
Veterans Affairs	1,242.43	1,240.50	1,240.50	-1.93
Wisconsin Technical College System	55.00	55.00	55.00	0.00
Workforce Development	<u>1,674.45</u>	<u>1,584.25</u>	<u>1,574.25</u>	<u>-100.20</u>
Total	72,916.46	72,607.01	72,313.51	-602.95

Full-Time Equivalent Position Summary by Funding Source

<u>Agency</u>	2022-23	<u>Act 19</u>		2024-25 Act 19
	<u>Base</u>	<u>2023-24</u>	<u>2024-25</u>	<u>Change to Base</u>
GPR	35,613.81	35,436.13	35,438.30	-175.51
FED	10,978.93	10,808.21	10,510.21	-468.72
PR	21,477.32	21,517.65	21,519.98	42.66
SEG	<u>4,846.40</u>	<u>4,845.02</u>	<u>4,845.02</u>	<u>-1.38</u>
TOTAL	72,916.46	72,607.01	72,313.51	-602.95

OVERVIEW

GENERAL FUND BUDGET AND POSITION SUMMARIES

TABLE 4**2023-25 General Fund Condition Statement**

	<u>2023-24</u>	<u>2024-25</u>
Revenues		
Opening Balance, July 1	\$6,876,958,600	\$4,346,538,500
Taxes	21,250,700,000	22,013,600,000
Departmental Revenues		
Tribal Gaming Revenues	0	8,892,700
Other	<u>832,581,400</u>	<u>726,524,800</u>
Total Available	<u>\$28,960,240,000</u>	<u>\$27,095,556,000</u>
 Appropriations, Transfers, and Reserves		
Gross Appropriations	\$22,651,152,700	\$21,040,881,400
Transfers to:		
Building Program	1,234,081,900	0
PFAS Trust Fund	110,000,000	0
Local Government Fund	0	1,563,380,000
Innovation Fund	0	303,000,000
Transportation Fund		
EV Sales Tax	39,300,000	55,100,000
0.25% Transfer	48,112,000	51,700,000
Other	555,523,900	0
Compensation Reserves	311,180,900	397,930,000
Less Lapses	<u>-335,649,900</u>	<u>-384,237,300</u>
Net Appropriations	<u>\$24,613,701,500</u>	<u>\$23,027,754,100</u>
 Balances		
Gross Balance	\$4,346,538,500	\$4,067,801,900
Less Required Statutory Balance	<u>-100,000,000</u>	<u>-105,000,000</u>
Net Balance, June 30	<u>\$4,246,538,500</u>	<u>\$3,962,801,900</u>

TABLE 5**Estimated 2023-25 General Fund Taxes**

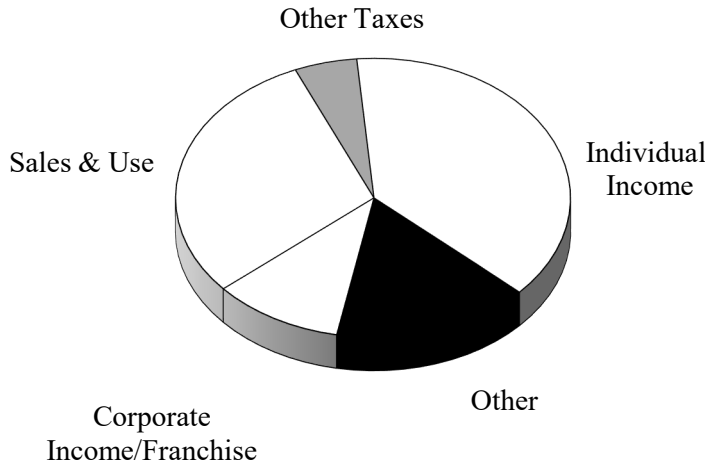
<u>Tax Source</u>	<u>2023-24</u>	<u>2024-25</u>	<u>2023-25</u>	<u>Percent of Total</u>
Individual Income	\$9,623,200,000	\$10,075,800,000	\$19,699,000,000	45.5%
Sales and Use	7,639,500,000	7,816,900,000	15,456,400,000	35.7
Corporate Income/Franchise	2,680,600,000	2,808,200,000	5,488,800,000	12.7
Public Utility	374,000,000	370,000,000	744,000,000	1.7
Excise				
Cigarette	418,600,000	405,200,000	823,800,000	1.9
Tobacco Products	91,000,000	93,000,000	184,000,000	0.5
Vapor Products	7,700,000	8,500,000	16,200,000	<0.1
Liquor and Wine	69,000,000	71,000,000	140,000,000	0.4
Beer	8,100,000	8,000,000	16,100,000	<0.1
Insurance Company	236,000,000	246,000,000	482,000,000	1.1
Miscellaneous	<u>103,000,000</u>	<u>111,000,000</u>	<u>214,000,000</u>	<u>0.5</u>
TOTAL	\$21,250,700,000	\$22,013,600,000	\$43,264,300,000	100.0%

TABLE 6**Estimated 2023-25 Departmental Revenues**

	<u>2023-24</u>	<u>2024-25</u>	<u>2023-25</u>
Administration	\$7,216,500	\$7,237,000	\$14,453,500
Agriculture Trade and Consumer Protection	49,300	49,300	98,600
Board of Commissioners of Public Lands	60,000	60,000	120,000
Children and Families	45,000	45,000	90,000
Circuit Courts	31,158,200	30,845,700	62,003,900
Corrections	3,270,000	3,270,000	6,540,000
Court of Appeals	152,500	155,200	307,700
Educational Communications Board	6,900	6,900	13,800
Financial Institutions	83,241,100	82,986,400	166,227,500
Health Services	64,424,700	60,163,500	124,588,200
Higher Educational Aids Board	520,000	520,000	1,040,000
Insurance Commissioner	29,186,100	27,346,800	56,532,900
Interest Earnings	316,900,000	207,400,000	524,300,000
Military Affairs	24,500	24,500	49,000
Miscellaneous Appropriations	17,500,000	17,500,000	35,000,000
Natural Resources	4,658,500	4,566,600	9,225,100
Pension Obligation Bonds	197,309,800	205,823,500	403,133,300
Public Defender	5,500	5,500	11,000
Public Instruction	400,000	400,000	800,000
Public Service Commission	1,876,700	1,914,100	3,790,800
Revenue	33,750,300	35,379,800	69,130,100
Safety and Professional Services	1,771,800	1,771,800	3,543,600
Secretary of State	118,400	118,400	236,800
Shared Revenue and Tax Relief	9,422,100	9,422,100	18,844,200
Supreme Court	31,700	30,900	62,600
Transportation	2,700,000	2,700,000	5,400,000
University of Wisconsin System	26,705,000	26,705,000	53,410,000
Workforce Development	<u>76,800</u>	<u>76,800</u>	<u>153,600</u>
Subtotal	\$832,581,400	\$726,524,800	\$1,559,106,200
Tribal Gaming	<u>0</u>	<u>8,892,700</u>	<u>8,892,700</u>
Total	\$832,581,400	\$735,417,500	\$1,567,998,900

FIGURE 3

Estimated 2023-25 General Fund Revenues

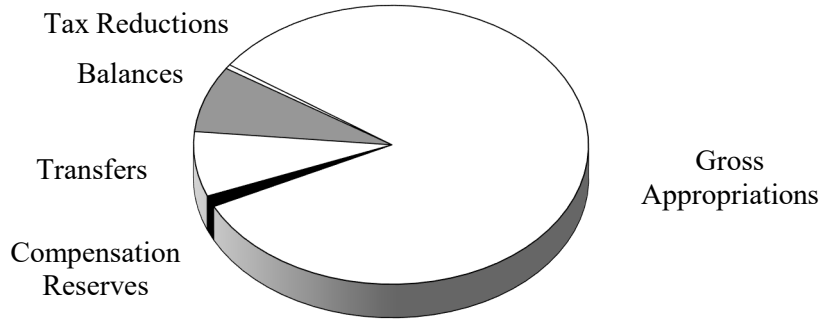


<u>Tax Source</u>	<u>Amount</u>	<u>Percent of Total</u>
Individual Income*	\$19,873,600,000	38.2%
Sales and Use*	15,493,000,000	29.8
Corporate Income/Franchise*	5,561,000,000	10.7
Public Utility	744,000,000	1.4
Excise		
Cigarette*	827,000,000	1.6
Tobacco Products	184,000,000	0.4
Vapor Products	16,200,000	<0.1
Liquor and Wine	140,000,000	0.3
Beer	16,100,000	<0.1
Insurance	482,000,000	0.9
Miscellaneous	214,000,000	0.4
Total -- Taxes	<u>\$43,550,900,000</u>	<u>83.8%</u>
<u>Other</u>		
Opening Balance, July 1, 2021	\$6,876,958,600	13.2%
Departmental Revenues	<u>1,567,998,900</u>	<u>3.0</u>
Total -- Other	<u>\$8,444,957,500</u>	<u>16.2%</u>
GRAND TOTAL	\$51,995,857,500	100.0%

* Estimated taxes prior to: (a) \$174,600,000 of individual income tax reductions; (b) \$72,200,000 of corporate income/franchise tax reductions; (c) \$36,600,000 of sales and use tax reduction due to increased retailer's discount; and (d) \$3,200,000 reduction in the cigarette tax due to an increase in the tax stamp discount rate.

FIGURE 4

Use of 2023-25 General Fund Revenues



<u>Use</u>	<u>Amount</u>	<u>Percent of Total</u>
Tax Reductions	(\$286,600,000)	(0.5%)
Individual Income Rate Reduction	174,600,000	0.3
Other	112,000,000	0.2
Gross Appropriations	43,692,034,100	83.0
Compensation Reserves	709,110,900	1.3
Transfers	(3,960,197,800)	(7.5)
Building Program	1,234,081,900	2.3
PFAS Trust Fund	110,000,000	0.2
Local Government Fund	1,563,380,000	3.0
Innovation Fund	303,000,000	0.6
Transportation Fund	749,735,900	1.4
Balances	(4,067,801,900)	(7.7)
Statutory Balance	105,000,000	0.2
Net Balance	<u>3,962,801,900</u>	<u>7.5</u>
GROSS TOTAL	\$52,715,744,700	100.0%
Less Lapses	<u>-719,887,200</u>	
NET TOTAL	\$51,995,857,500	

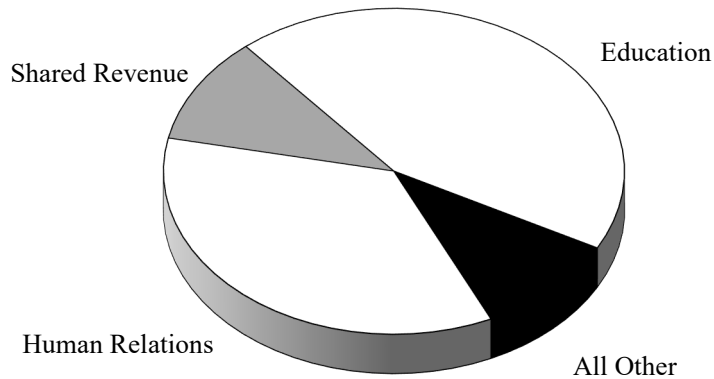
TABLE 7**Summary of General Fund Appropriations by Agency**

<u>Agency</u>	2022-23 Adjusted <u>Base Doubled</u>	<u>Act 19</u>			2023-25 Act 19 <u>Change Over Base</u>	
		<u>2023-24</u>	<u>2024-25</u>	<u>2023-25</u>	<u>Amount</u>	<u>%</u>
Administration	\$34,900,800	\$47,952,700	\$21,514,500	\$69,467,200	\$34,566,400	99.0%
Agriculture, Trade and Consumer Protection	61,674,200	42,106,300	33,351,400	75,457,700	13,783,500	22.3
Appropriation Obligation Bonds	622,359,600	709,266,800	336,940,900	1,046,207,700	423,848,100	68.1
Board for People with Developmental Disabilities	258,000	132,100	132,100	264,200	6,200	2.4
Board of Commissioners of Public Lands	3,294,200	1,558,100	1,563,100	3,121,200	-173,000	-5.3
Board on Aging and Long-Term Care	3,421,000	1,869,500	1,888,100	3,757,600	336,600	9.8
Building Commission	80,296,400	26,589,200	43,846,700	70,435,900	-9,860,500	-12.3
Child Abuse and Neglect Prevention Board	1,990,000	1,995,000	1,995,000	3,990,000	2,000,000	100.5
Children and Families	1,009,655,600	504,911,500	471,741,800	976,653,300	-33,002,300	-3.3
Circuit Courts	231,477,200	116,058,400	116,184,600	232,243,000	765,800	0.3
Compensation Reserves	---	311,180,900	397,930,000	709,110,900	709,110,900	N.A.
Corrections	2,690,131,600	1,363,492,200	1,399,046,300	2,762,538,500	72,406,900	2.7
Court of Appeals	24,769,000	11,983,200	12,005,500	23,988,700	-780,300	-3.2
District Attorneys	113,249,800	61,834,900	65,603,800	127,438,700	14,188,900	12.5
Educational Communications Board	11,668,400	6,385,900	6,638,600	13,024,500	1,356,100	11.6
Elections Commission	9,739,000	5,079,400	5,079,400	10,158,800	419,800	4.3
Employee Trust Funds	65,000	27,900	21,400	49,300	-15,700	-24.2
Employment Relations Commission	1,767,600	918,000	919,800	1,837,800	70,200	4.0
Environmental Improvement Fund	12,974,000	5,479,700	6,824,900	12,304,600	-669,400	-5.2
Ethics Commission	2,027,400	1,329,900	1,179,900	2,509,800	482,400	23.8
Governor	8,716,400	4,530,400	4,530,400	9,060,800	344,400	4.0
Health Services	9,955,674,800	5,285,587,300	5,529,889,600	10,815,476,900	859,802,100	8.6
Higher Educational Aids Board	297,243,000	149,313,600	149,328,700	298,642,300	1,399,300	0.5
Historical Society	44,154,000	26,549,600	25,815,300	52,364,900	8,210,900	18.6
Insurance	68,466,400	21,733,500	16,535,000	38,268,500	-30,197,900	-44.1

Agency	2022-23 Adjusted Base Doubled	Act 19			2023-25 Act 19 Change Over Base	
		2023-24	2024-25	2023-25	Amount	%
Judicial Commission	\$705,600	\$351,700	\$352,400	\$704,100	-\$1,500	-0.2%
Justice	158,032,200	83,740,700	80,443,900	164,184,600	6,152,400	3.9
Labor and Industry Review Commission	305,200	162,500	162,500	325,000	19,800	6.5
Legislature	179,703,600	89,631,900	89,662,000	179,293,900	-409,700	-0.2
Lieutenant Governor	970,200	498,200	498,200	996,400	26,200	2.7
Medical College of Wisconsin	21,736,800	14,215,500	13,681,100	27,896,600	6,159,800	28.3
Military Affairs	67,803,000	81,848,200	36,675,600	118,523,800	50,720,800	74.8
Miscellaneous Appropriations	325,882,400	178,028,400	184,494,800	362,523,200	36,640,800	11.2
Natural Resources	189,000,200	124,693,100	96,764,700	221,457,800	32,457,600	17.2
Program Supplements	664,200	302,022,400	20,547,600	322,570,000	321,905,800	N.A.
Public Defender	226,301,800	130,544,200	132,636,700	263,180,900	36,879,100	16.3
Public Instruction	14,451,763,600	7,572,373,200	7,880,990,600	15,453,363,800	1,001,600,200	6.9
Revenue	385,260,600	205,511,300	204,772,600	410,283,900	25,023,300	6.5
Safety and Professional Services	0	1,000,000	0	1,000,000	1,000,000	N.A.
Shared Revenue and Tax Relief	5,102,097,000	2,808,865,100	1,909,324,600	4,718,189,700	-383,907,300	-7.5
State Fair Park Board	3,320,600	1,465,900	2,146,400	3,612,300	291,700	8.8
Supreme Court	36,462,200	19,292,800	19,565,300	38,858,100	2,395,900	6.6
Tourism	12,974,000	40,563,800	8,468,900	49,032,700	36,058,700	277.9
Transportation	175,119,800	205,573,100	193,179,900	398,753,000	223,633,200	127.7
University of Wisconsin System	2,476,144,400	1,221,155,400	1,264,517,500	2,485,672,900	9,528,500	0.4
Veterans Affairs	3,499,800	1,812,500	2,205,500	4,018,000	518,200	14.8
Wisconsin Economic Development Corporation	9,101,400	0	0	0	-9,101,400	-100.0
Wisconsin Housing and Economic Development Authority	0	525,000,000	0	525,000,000	525,000,000	N.A.
Wisconsin Technical College System	1,159,866,200	587,098,400	587,289,900	1,174,388,300	14,522,100	1.3
Workforce Development	110,215,000	59,019,300	59,923,900	118,943,200	8,728,200	7.9
Total	\$40,386,903,200	\$22,962,333,600	\$21,438,811,400	\$44,401,145,000	\$4,014,241,800	9.9%

FIGURE 5

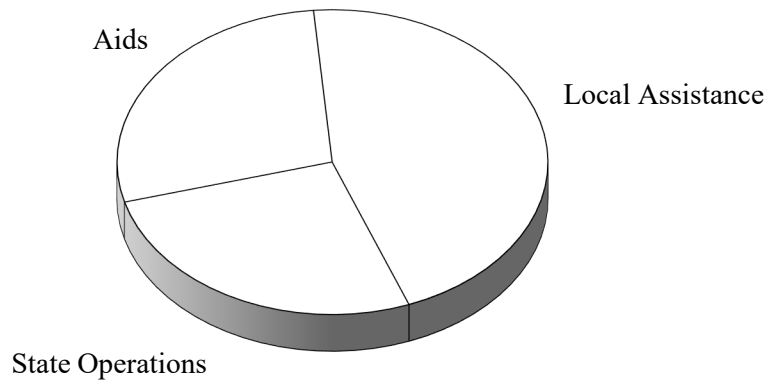
**2023-25 General Fund Appropriations
By Functional Area**



<u>Functional Area</u>	<u>Amount</u>	<u>Percent of Total</u>
Education	\$19,505,353,300	43.9%
Human Relations and Resources	15,622,951,600	35.2
Shared Revenue and Tax Relief	4,718,189,700	10.6
All Other		
General Executive	1,815,036,000	4.1
General Appropriations	755,529,100	1.7
Compensation Reserves	709,110,900	1.6
Environmental Resources	681,548,100	1.5
Judicial	295,793,900	0.7
Legislative	179,293,900	0.4
Commerce	<u>118,338,500</u>	<u>0.3</u>
TOTAL	\$44,401,145,000	100.0%

FIGURE 6

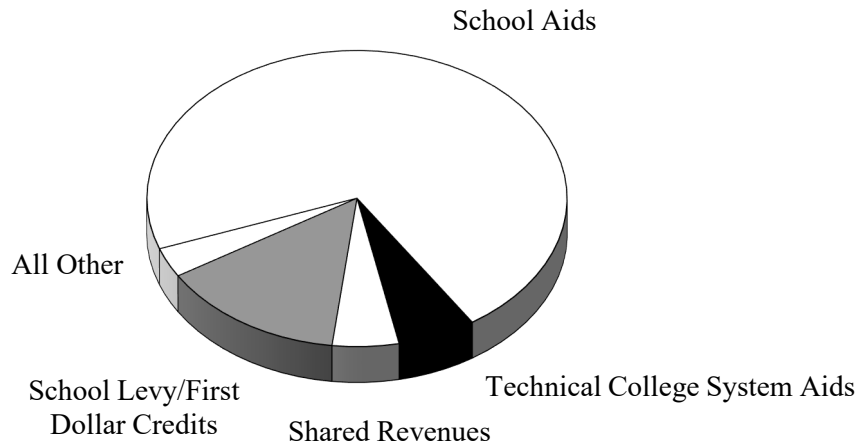
2023-25 General Fund Appropriations By Purpose



<u>Purpose</u>	<u>Amount</u>	<u>Percent of Total</u>
Local Assistance	\$20,240,156,500	45.6%
Aids to Individuals and Organizations	12,365,221,500	27.8
State Operations	(11,795,767,000)	(26.6)
Corrections	2,684,761,500	6.1
UW System	2,485,412,900	5.6
Other Programs	5,916,481,700	13.3
Compensation Reserves	<u>709,110,900</u>	<u>1.6</u>
TOTAL	\$44,401,145,000	100.0%

FIGURE 7

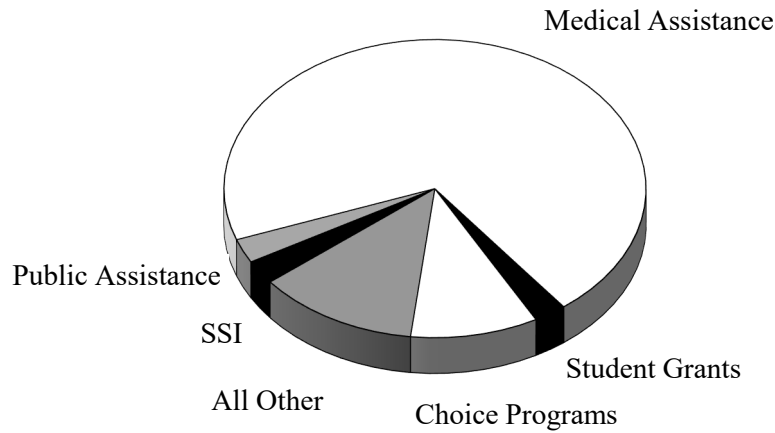
**2023-25 General Fund Appropriations
Local Assistance**



<u>Program</u>	<u>Amount</u>	<u>Percent of Total</u>
Elementary and Secondary School Aids	\$13,832,368,200	68.3%
School Levy/First Dollar Tax Credits	2,766,456,000	13.6
Technical College System Aids	1,167,875,100	5.8
Shared Revenues	981,789,700	4.9
Community and Juvenile Correctional Services	583,698,400	2.9
Income Maintenance and Circuit Court Payments	116,131,600	0.6
Aid for Exempt Computer Property	98,047,100	0.5
Aid for Exempt Personal Property	75,620,900	0.4
Other	<u>618,169,500</u>	<u>3.0</u>
TOTAL	\$20,240,156,500	100.0%

FIGURE 8

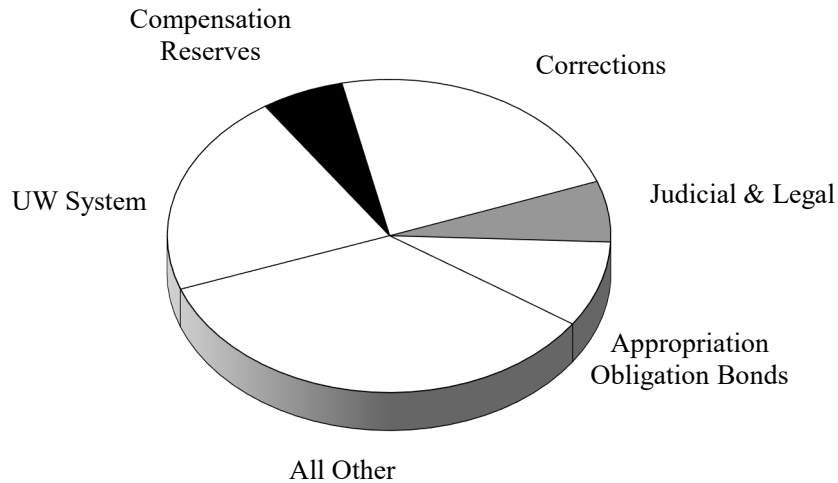
**2023-25 General Fund Appropriations
Aids to Individuals and Organizations**



<u>Program</u>	<u>Amount</u>	<u>Percent of Total</u>
Medical Assistance Benefits	\$8,667,230,300	70.1%
Parental School Choice Programs	1,211,695,200	9.8
Supplemental Security Income	320,796,400	2.6
Public Assistance	320,610,400	2.6
Student Grants and Aids	309,460,400	2.5
Independent Charter Schools	282,161,200	2.3
Refundable Individual Tax Credits	280,444,000	2.2
Refundable Business Tax Credits	185,312,000	1.5
Milwaukee Child Welfare	146,511,500	1.2
Out-of-Home Care and Adoption Services	111,199,600	0.9
Other	<u>529,800,500</u>	<u>4.3</u>
TOTAL	\$12,365,221,500	100.0%

FIGURE 9

**2023-25 General Fund Appropriations
State Operations**



<u>Program</u>	<u>Amount</u>	<u>Percent of Total</u>
Correctional Operations	\$2,684,761,500	22.8%
UW System	2,485,412,900	21.1
Appropriation Obligation Bonds	1,046,207,700	8.9
Judicial and Legal Services	747,557,600	6.3
Compensation Reserves	709,110,900	6.0
State Residential Institutions	650,834,200	5.5
WI Housing and Economic Development Authority	525,000,000	4.5
Health Services/Workforce Development	415,203,300	3.5
Tax Administration	410,283,900	3.5
Conservation Fund -- Forestry Account	277,000,000	2.3
Income Tax Reciprocity	269,400,000	2.3
Joint Finance -- Supplemental Appropriation	233,789,600	2.0
Natural Resources	200,579,300	1.7
Legislature	179,293,900	1.5
Other	961,332,200	8.1
TOTAL	\$11,795,767,000	100.0%

TABLE 8
Distribution of 2023-25 General Fund Appropriations

	<u>Amount</u>	<u>Total</u> <u>% of</u> <u>Category</u>	<u>% of</u> <u>Total</u>
LOCAL ASSISTANCE			
Elementary and Secondary School Aids	\$13,832,368,200	68.3%	31.2%
School Levy/First Dollar Tax Credits	2,766,456,000	13.6	6.2
Technical College System Aids	1,167,875,100	5.8	2.6
Shared Revenues	981,789,700	4.9	2.2
Community and Juvenile Correctional Services	583,698,400	2.9	1.3
Income Maintenance and Circuit Court Payments	116,131,600	0.6	0.3
Aid for Exempt Computer Property	98,047,100	0.5	0.2
Aid for Exempt Personal Property	75,620,900	0.4	0.2
Other	<u>618,169,500</u>	<u>3.0</u>	<u>1.4</u>
TOTAL--LOCAL ASSISTANCE	\$20,240,156,500	100.0%	45.6%
AIDS TO INDIVIDUALS AND ORGANIZATIONS			
Medical Assistance Benefits	\$8,667,230,300	70.1%	19.5%
Parental School Choice Programs	1,211,695,200	9.8	2.7
Supplemental Security Income	320,796,400	2.6	0.7
Public Assistance	320,610,400	2.6	0.7
Student Grants and Aids	309,460,400	2.5	0.7
Independent Charter Schools	282,161,200	2.3	0.6
Refundable Individual Tax Credits	280,444,000	2.2	0.6
Refundable Business Tax Credits	185,312,000	1.5	0.4
Milwaukee Child Welfare	146,511,500	1.2	0.3
Out-of-Home Care and Adoption Services	111,199,600	0.9	0.3
Other	<u>529,800,500</u>	<u>4.3</u>	<u>1.2</u>
TOTAL--AIDS	\$12,365,221,500	100.0%	27.8%
STATE OPERATIONS			
Correctional Operations	\$2,684,761,500	22.8%	6.0%
UW System	2,485,412,900	21.1	5.6
Appropriation Obligation Bonds	1,046,207,700	8.9	2.4
Judicial and Legal Services	747,557,600	6.3	1.7
Compensation Reserves	709,110,900	6.0	1.6
State Residential Institutions	650,834,200	5.5	1.5
Wisconsin Housing and Economic Development Authority	525,000,000	4.5	1.2
Health Services/Workforce Development	415,203,300	3.5	0.9
Tax Administration	410,283,900	3.5	0.9
Conservation Fund -- Forestry Account	277,000,000	2.3	0.6
Income Tax Reciprocity	269,400,000	2.3	0.6
Joint Finance -- Supplemental Appropriation	233,789,600	2.0	0.5
Natural Resources	200,579,300	1.7	0.5
Legislature	179,293,900	1.5	0.4
Other	<u>961,332,200</u>	<u>8.1</u>	<u>2.2</u>
TOTAL--STATE OPERATIONS	\$11,795,767,000	100.0%	26.6%
GRAND TOTAL	\$44,401,145,000		100.0%

TABLE 9

**2023-25 General Fund Appropriations
Ten Largest General Fund Programs**

	<u>Amount</u>	<u>Total % of Total</u>	<u>Cumulative % of Total</u>
Elementary and Secondary School Aids	\$13,832,368,200	31.2%	31.2%
Medical Assistance Benefits	8,667,230,300	19.5	50.7
School Levy/First Dollar Tax Credits	2,766,456,000	6.2	56.9
Correctional Operations	2,684,761,500	6.0	63.0
UW System	2,485,412,900	5.6	68.5
Parental School Choice Programs	1,211,695,200	2.7	71.3
Technical College System Aids	1,167,875,100	2.6	73.9
Appropriation Obligation Bonds	1,046,207,700	2.4	76.3
Shared Revenues	981,789,700	2.2	78.5
Judicial and Legal Services	747,557,600	1.7	80.2
Subtotal	\$35,591,354,200	80.2%	
All Other Programs	\$8,809,790,800	19.8%	100.0%
GRAND TOTAL	\$44,401,145,000	100.0%	

TABLE 10**Summary of General Fund Full-Time Equivalent Positions by Agency**

<u>Agency</u>	2022-23	<u>Act 19</u>		2024-25 Act 19
	<u>Base</u>	<u>2023-24</u>	<u>2024-25</u>	<u>Change to Base</u>
Administration	59.87	59.87	59.87	0.00
Agriculture, Trade and Consumer Protection	201.40	201.40	201.40	0.00
Board of Commissioners of Public Lands	9.50	8.70	8.70	-0.80
Board on Aging and Long-Term Care	20.48	21.13	21.13	0.65
Children and Families	232.92	232.91	232.91	-0.01
Circuit Courts	543.00	551.00	551.00	8.00
Corrections	9,716.22	9,615.22	9,615.22	-101.00
Court of Appeals	75.50	75.50	75.50	0.00
District Attorneys	456.40	458.30	460.80	4.40
Educational Communications Board	25.94	25.94	25.94	0.00
Elections Commission	25.75	25.75	25.75	0.00
Employment Relations Commission	6.00	6.00	6.00	0.00
Ethics Commission	4.70	4.70	4.70	0.00
Governor	37.25	37.25	37.25	0.00
Health Services	2,642.84	2,692.76	2,690.43	47.59
Higher Educational Aids Board	10.00	11.50	11.50	1.50
Historical Society	112.65	112.65	112.65	0.00
Judicial Commission	2.00	2.00	2.00	0.00
Justice	405.58	409.28	412.28	6.70
Labor and Industry Review Commission	0.80	0.80	0.80	0.00
Legislature	758.17	763.17	763.17	5.00
Lieutenant Governor	5.00	5.00	5.00	0.00
Military Affairs	82.08	82.48	82.48	0.40
Natural Resources	222.52	219.77	219.77	-2.75
Public Defender	614.85	614.85	614.85	0.00
Public Instruction	252.47	246.29	246.29	-6.18
Revenue	950.15	952.15	952.15	2.00
Supreme Court	115.50	115.50	115.50	0.00
Tourism	32.00	33.00	33.00	1.00
University of Wisconsin System	17,817.99	17,675.99	17,675.99	-142.00
Wisconsin Technical College System	23.25	23.25	23.25	0.00
Workforce Development	<u>151.03</u>	<u>152.02</u>	<u>151.02</u>	<u>-0.01</u>
Total	35,613.81	35,436.13	35,438.30	-175.51

OVERVIEW

TRANSPORTATION FUND BUDGET

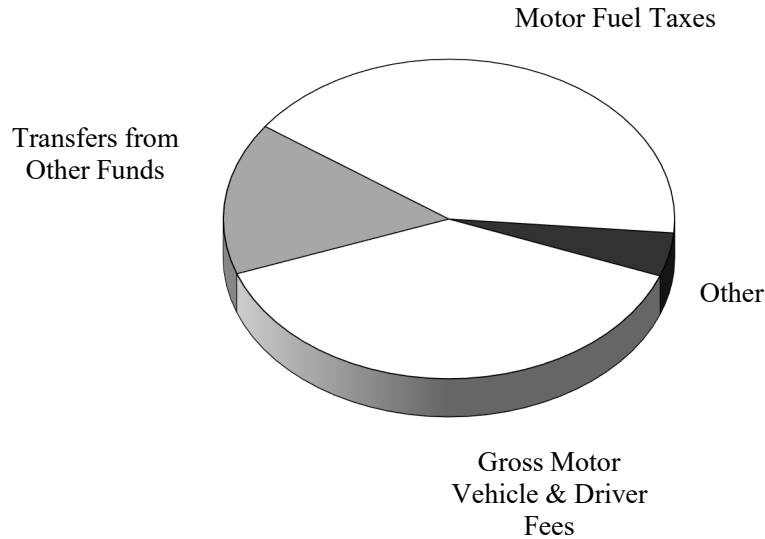
TABLE 11

2023-25 Transportation Fund Condition Statement

	<u>2023-24</u>	<u>2024-25</u>
Opening Balance	\$92,489,600	\$16,158,800
Revenues		
Motor Fuel Tax	\$1,075,974,300	\$1,077,175,800
Registration and Title Fee Revenues		
Registration Revenues	715,224,300	717,364,400
Title Revenues	208,676,100	223,176,800
Miscellaneous Motor Vehicle Fees	30,390,600	30,576,200
Less Revenue Bond Debt Service	-200,858,400	-194,894,700
Petroleum Inspection Fee One-Cent Deposit	38,690,200	38,733,400
Driver's License Fees	38,601,500	38,536,400
Aeronautical Fees and Taxes	6,616,200	7,377,100
Railroad Property Taxes	34,347,200	30,307,300
Miscellaneous Departmental Revenues	14,236,200	13,859,000
Investment Earnings	23,000,000	13,000,000
Transfers from Other Funds		
Ongoing General Fund Transfer	48,112,000	51,700,000
One-Time General Fund Transfer	555,523,900	0
Electric Vehicle Sales Tax Transfer	39,300,000	55,100,000
Petroleum Inspection Fund Unencumbered Balance	17,103,800	17,146,500
Petroleum Inspection Fund Ongoing Transfer	6,258,500	6,258,500
Railroad Personal Property Tax Transfer	0	8,000,000
Total Annual Revenues	<u>\$2,651,196,400</u>	<u>\$2,133,416,700</u>
Total Available	\$2,743,686,000	\$2,149,575,500
Appropriations and Reserves		
DOT Appropriations	\$2,672,292,900	\$2,033,837,700
Less Estimated Lapses	-3,000,000	-3,000,000
Compensation and Other Fund Reserves	17,934,800	17,934,800
Joint Committee on Finance Supplemental		
Appropriation	12,500,000	6,000,000
Other Agency Appropriations	<u>27,799,500</u>	<u>28,191,500</u>
Net Appropriations and Reserves	<u>\$2,727,527,200</u>	<u>\$2,082,964,000</u>
Unappropriated Balance	\$16,158,800	\$66,611,500

FIGURE 10

Estimated 2023-25 Transportation Fund Revenues



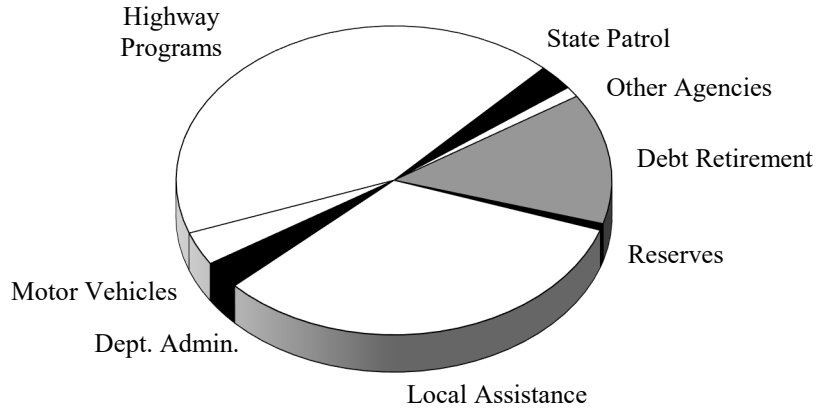
<u>Source</u>	<u>Amount</u>	<u>Percent of Total</u>
Motor Fuel Taxes	\$2,153,150,100	41.6%
Gross Motor Vehicle and Driver Fees*	2,002,546,300	38.7
Transfers from Other Funds	804,503,200	15.5
Petroleum Inspection Fee One-Cent Deposit	77,423,600	1.5
Railroad Property Taxes	64,654,500	1.2
Aeronautical Taxes and Fees	13,993,300	0.3
Miscellaneous Revenue	<u>64,095,200</u>	<u>1.2</u>
Total	\$5,180,366,200	100.0%

*The amount shown is the total motor vehicle fee revenue before deductions for the payment of revenue bond debt service.

Note: The 2023-25 opening balance in the transportation fund totaled \$92.5 million, so the total amount of revenues available in the 2023-25 biennium is estimated at \$5,272.9 million.

FIGURE 11

**2023-25 Transportation Fund Appropriations
By Category**



<u>Category</u>	<u>Amount</u>	<u>Percent of Total</u>
Highway Programs*	\$2,213,093,400	42.5%
Local Assistance	1,704,455,700	32.7
Debt Retirement	709,268,900	13.6
Division of Motor Vehicles	180,755,000	3.5
Department Administration	142,209,400	2.7
Division of State Patrol	152,101,300	2.9
Other Agencies	74,491,000	1.4
Reserves	<u>35,869,600</u>	<u>0.7</u>
Total	\$5,212,244,300	100.0%

*Does not include transportation fund-supported bond proceeds.

Note: Lapses to the transportation fund from the appropriations above are estimated to be \$6.0 million in 2023-25. Therefore, expenditures are estimated to be \$5,206.2 million.

OVERVIEW

LOTTERY FUND BUDGET

TABLE 12


2023-25 Lottery Fund Condition Statement

	<u>2023-24</u>	<u>2024-25</u>
Fiscal Year Opening Balance	\$43,939,100	\$18,247,600
Operating Revenues		
Total Ticket Sales	\$912,117,200	\$912,117,200
Retailer Fees and Miscellaneous	<u>262,800</u>	<u>262,800</u>
Gross Revenues	\$912,380,000	\$912,380,000
Expenditures (SEG)		
Prizes	\$578,481,400	\$578,481,400
General Program Operations	20,728,900	20,768,800
Gaming Law Enforcement	464,500	464,500
Lottery Credit Administration	337,600	337,600
Program and Other Reserves	<u>235,300</u>	<u>528,700</u>
Total SEG Expenditures	\$600,247,700	\$600,581,000
Expenditures (GPR)		
Retailer Compensation	\$64,366,400	\$64,366,400
Vendor Fees	<u>24,358,400</u>	<u>24,358,400</u>
Total GPR Expenditures	\$88,724,800	\$88,724,800
Net SEG Proceeds	\$312,132,300	\$311,799,000
Interest Earnings	\$1,052,000	\$841,000
Total Available for Tax Relief *	\$357,123,400	\$330,887,600
Appropriations For Tax Relief		
Lottery and Gaming Credit	\$338,025,800	\$311,790,000
Late Lottery and Gaming Credit Applications	<u>850,000</u>	<u>850,000</u>
Total Appropriations for Tax Relief	\$338,875,800	\$312,640,000
Gross Closing Balance	\$18,247,600	\$18,247,600
Reserve (2% of Gross Revenues)	\$18,247,600	\$18,247,600
Net Closing Balance	\$0	\$0

*Opening balance, net SEG proceeds, and interest earnings.

FIGURE 12

2023-25 Lottery Fund Expenditures



	<u>Amount</u>	<u>Percent of Total</u>
Prizes	\$1,156,962,800	57.0%
Lottery Property Tax Credit*	651,515,800	32.1
GPR Operating Expenditures	(177,449,600)	(8.7)
Retailer Compensation	128,732,800	6.3
Vendor Payments	48,716,800	2.4
SEG Operating Expenditures	(43,865,900)	(2.2)
General Program Operations	41,497,700	2.0
Appropriations to DOJ and DOR	1,604,200	0.1
Program Reserves and Miscellaneous	<u>764,000</u>	<u><0.1</u>
TOTAL	\$2,029,794,100	100.0%

* Includes late credit claims.

STATE AGENCY BUDGET SUMMARIES

ADMINISTRATION

Budget Summary						FTE Position Summary				
Fund	2022-23 Adjusted Base	Act 19		2023-25 Change Over Base Year Doubled		2022-23	Act 19		2024-25 Over 2022-23	
		2023-24	2024-25	Amount	%		2023-24	2024-25	Number	%
GPR	\$17,450,400	\$47,952,700	\$21,514,500	\$34,566,400	99.0%	59.87	59.87	59.87	0.00	0.0%
FED	140,806,400	143,796,100	143,419,100	5,602,400	2.0	89.80	86.80	77.80	- 12.00	- 13.4
PR	399,323,200	404,577,800	405,715,900	11,647,300	1.5	1,297.56	1,298.56	1,298.56	1.00	0.1
SEG	<u>55,407,200</u>	<u>51,765,200</u>	<u>51,765,200</u>	<u>- 7,284,000</u>	- 6.6	<u>12.55</u>	<u>12.55</u>	<u>12.55</u>	<u>0.00</u>	0.0
TOTAL	\$612,987,200	\$648,091,800	\$622,414,700	\$44,532,100	3.6%	1,459.78	1,457.78	1,448.78	- 11.00	- 0.8%

Budget Change Items

General Agency Provisions

1. STANDARD BUDGET ADJUSTMENTS [LFB Paper 105]

Provide adjustments to the base totaling -\$72,200 GPR, \$3,226,200 FED, -\$950,100 PR, and \$58,900 SEG in 2023-24, and -\$72,000 GPR, \$2,849,200 FED, -\$942,900 PR, \$58,900 SEG, and -9.0 FED positions in 2024-25. Adjustments are for: (a) turnover reduction (-\$4,187,700 PR annually); (b) removal of non-continuing elements from the base (-\$380,600 FED and -9.0 FED positions in 2024-25); (c) full funding of continuing position salaries and fringe benefits (-\$25,600 GPR, \$3,141,700 FED, \$3,445,500 PR, and \$54,000 SEG annually); (d) reclassifications and semiautomatic pay progression (\$3,700 FED and \$126,100 PR in 2023-24 and \$7,300 FED and \$129,900 PR in 2024-25); (e) overtime (\$541,900 PR annually); (f) night and weekend differential pay (\$28,200 PR annually); (g) full funding of lease and directed moves costs (-\$46,600 GPR, \$80,800 FED, -\$904,100 PR, and \$4,900 SEG in 2023-24, and -\$46,400 GPR, \$80,800 FED, -\$900,700 PR, and \$4,900 SEG in 2024-25); and (h) minor transfers within the same alpha appropriation (\$0 PR annually).

	Funding	Positions
GPR	- \$144,200	0.00
FED	6,075,400	- 9.00
PR	- 1,893,000	0.00
SEG	<u>117,800</u>	<u>0.00</u>
Total	\$4,156,000	- 9.00

2. DEBT SERVICE REESTIMATE [LFB Paper 106]

Provide \$54,500 GPR and \$672,600 PR in 2023-24 and -\$263,900 GPR and \$2,246,500 PR in 2024-25 to reflect current law estimates of debt service costs on state general obligation bonds and commercial paper debt issued for the

GPR	- \$209,400
PR	<u>2,919,100</u>
Total	\$2,709,700

following programs: (a) educational technology infrastructure in schools (\$18,700 GPR in 2023-24 and -\$227,300 GPR in 2024-25); (b) educational technology infrastructure for public library boards (\$200 GPR in 2023-24 and -\$2,300 GPR in 2024-25); (c) Black Point Estate in Lake Geneva (\$35,600 GPR in 2023-24 and -\$34,300 GPR in 2024-25); (d) parking facilities in Madison (-\$48,700 PR in 2023-24 and -\$61,200 PR in 2024-25; and (e) buildings used to house state agencies (\$721,300 PR in 2023-24 and \$2,307,700 PR in 2024-25).

3. POSITION REALLOCATIONS [LFB Paper 110]

Provide -\$236,500 FED, \$152,200 PR, -2.0 FED positions, and 1.0 PR position annually. Positions and funding would be deleted from the following DOA appropriations: (a) services to non-state governmental units (\$87,800 PR and 1.0 PR position annually); (b) transportation and records (\$114,400 PR and 1.0 PR position annually); (c) enterprise resource planning system (\$148,700 PR and 1.5 PR positions annually); (d) federal aid (\$140,500 FED and 1.0 FED position annually); (e) housing and community development federal aid, state operations (\$96,000 FED and 1.0 FED position annually); and (f) general program operations, Indian gaming (\$131,900 PR and 1.0 PR position annually). Positions and funding would be provided to the following DOA appropriations: (a) materials and services to state agencies and certain districts (\$202,200 PR and 2.0 PR positions annually); (b) printing, mail, communication, document sales, and information technology (\$64,400 PR and 0.5 PR position annually); and (c) facilities management, police and protection function (\$368,400 PR and 3.0 PR positions annually).

	Funding	Positions
FED	-\$473,000	- 2.00
PR	<u>304,400</u>	<u>1.00</u>
Total	-\$168,600	- 1.00

4. FUND OF FUNDS INVESTMENT PROGRAM -- ADDITIONAL FUNDING

GPR	\$25,000,000
-----	--------------

Provide \$25,000,000 in 2023-24 to DOA's appropriation for the fund of funds investment program, resulting in a total of \$50,000,000 GPR provided to the fund of funds by the state (\$25,000,000 GPR was provided in 2013-14). Amend program language to specify that DOA must provide \$25,000,000 to the fund of funds investment manager in 2023-24, and the investment manager must commit the newly-provided funds to at least four venture capital funds that have headquarters in Wisconsin within 24 months after receipt of the moneys.

In addition, amend program language to specify that a management fee be provided to the investment manager in the amount of 1% annually of the newly-provided \$25.0 million contributed by the state for no more than four years from the time the funding is provided to the investment manager (that is, a fee of \$250,000 annually for the newly-provided funds, for a period of no more than four years). Under current law, the management fee is provided annually for no more than four years, and is 1% of the \$25,000,000 initially invested by the state plus at least \$5,000,000 that the investment manager raises from all sources other than the department, but does not include the investment of at least \$300,000 of the investment manager's own moneys. The state contract with the investment manager was executed in June, 2015.

Amend program language to specify that current law matching requirements for investments in businesses also apply to the newly-provided \$25.0 million state funds. Under current law, any

moneys from the \$25.0 million funding provided to the fund by the state in 2013-14, which is invested into a business, must be matched with an investment in that business from sources other than the investment manager and must provide, on average, \$2 in that business from sources other than the investment manager for every \$1 the venture capital fund receives from the state.

[Act 19 Sections: 24 thru 30 and 34]

5. WALTER SCHROEDER AQUATIC CENTER

GPR	\$920,000
-----	-----------

Create an annual GPR appropriation under DOA and provide \$920,000 in 2023-24 for a grant to the Walter Schroeder Aquatic Center (Brown Deer) for costs associated with facility repairs and renovation. Sunset the appropriation on July 1, 2025.

[Act 19 Sections: 136, 137, 9130(2), and 9430(2)]

6. MADELINE ISLAND FERRY

GPR	\$200,000
-----	-----------

Create an annual GPR appropriation under DOA and provide \$200,000 in 2023-24 for a grant to the La Pointe Harbor Commission for costs associated with the Madeline Island Ferry Line. Sunset the appropriation on July 1, 2025.

[Act 19 Sections: 138, 139, 9130(1), and 9430(1)]

7. VACANT POSITION

	Positions
FED	- 1.00

Delete 1.0 position annually associated with a position that has been vacant for 18 or more months.

Information Technology

1. DISTRICT ATTORNEY INFORMATION TECHNOLOGY PROGRAM [LFB Paper 146]

GPR	\$8,800,000
PR	<u>- 2,000,000</u>
Total	\$6,800,000

Provide \$4,400,000 GPR annually on a one-time basis to support the District Attorney Information Technology (DAIT) program, which provides IT hardware, software, and legal subscription services to the District Attorneys (DA), Assistant District Attorneys, and other District Attorney Office staff. Funding is intended to provide laptops and software for 1,600 state- and county-funded employees statewide utilizing the DAIT network (\$3,000,000 annually) and to provide TIME Access, Westlaw subscription, and State Bar legal research tools for eligible DA office employees (\$1,400,000 annually). Further, funding is

intended to upgrade the prosecutor technology for case tracking system. Create an annual GPR appropriation for the development and operation of automated justice information systems. Additionally, reduce monies appropriated from the justice information surcharge in the 2023-25 biennium by \$1,000,000 PR annually relating to the DAIT program.

[Act 19 Sections: 46 and 135]

2. TECHNOLOGY FOR EDUCATIONAL ACHIEVEMENT PROGRAM CHANGES [LFB Paper 147]

SEG	- \$7,401,800
-----	---------------

Reduce expenditure authority from the state segregated universal service fund for the telecommunications access for educational agencies (TEACH) program by \$3,700,900 annually. Amend the statutes to remove language relating to the information technology infrastructure grant program, which ended on June 30, 2021. The Department indicates that the reduction of funding would not impact service to participating school districts and institutions and that, if expenditures exceed available funds, federal e-rate reimbursement may be a potential source of funding. The receipt of e-rate reimbursement funds is subject to federal review and approval.

[Act 19 Sections: 47, 143, and 429]

3. IT SERVICES FOR CERTAIN AGENCIES [LFB Papers 148, 485, and 682]

PR	\$8,009,800
----	-------------

Provide \$4,226,400 in 2023-24 and \$3,783,400 in 2024-25 to support the cost of information technology services provided to several state agencies, including the Department of Safety and Professional Services (DSPS), the Wisconsin Historical Society, and the Office of the Commissioner of Insurance (OCI). The Department of Administration would assess the agencies for the cost of IT services. Funding would be allocated for services to each agency as follows.

Safety and Professional Services. Provide one-time funding of \$924,900 in 2023-24 and \$979,700 in 2024-25 to provide contractual IT services for DSPS. Funding would be used to hire additional contractors to upgrade, improve, and maintain DSPS IT systems in the 2023-25 biennium. [See "Safety and Professional Services -- Departmentwide."]

Historical Society. Provide one-time funding of \$2,494,500 in 2023-24 and \$1,996,700 in 2024-25 to support the Historical Society as a customer of DOA's Division of Enterprise Technology. The Historical Society has transitioned from a previous model of IT service through UW-Madison that was discontinued. [See "Historical Society."]

Insurance. Provide \$807,000 annually for the cost of IT contractors that provide services to OCI. The Department indicates that under 2017 Act 59, when 12.5 IT positions and incumbent employees were transferred from OCI to DOA, the IT contractors were also transferred without providing additional expenditure authority to DOA for the contractors. As a result, OCI has continued to pay for the cost of the contractors, rather than having DOA pay for the contractors and assessing OCI to recover costs.

Facilities

1. TRANSFER TO THE BUILDING TRUST FUND [LFB Paper 151] PR-Transfer \$18,000,000

Transfer \$18,000,000 in 2023-24 from the capital planning and building construction services appropriation to the state building trust fund. Services funded from the appropriation are provided through DOA's Division of Facilities Development, which staffs the State Building Commission. The appropriation is funded with program revenue derived from a 4% fee assessed on most state building project budgets.

The Administration indicates that the transfer would support building project design efforts. The state building trust fund is a segregated, nonlapsible fund that is used to finance advanced planning activities for projects enumerated in the state building program.

[Act 19 Section: 9201(1)]

2. DIVISION OF FACILITIES DEVELOPMENT POSITIONS [LFB Paper 151]

Provide \$964,000 in 2023-24 and \$1,285,400 in 2024-25 to the Joint Committee on Finance's supplemental PR appropriation for potential release to DOA's Division of Facilities Development capital planning and building construction services appropriation to support 10.0 new positions. The positions would include construction representatives (5.0 positions), capital project principal managers (4.0 positions), and an enterprise contract officer. The positions would provide construction oversight and contract administration services for state building projects. Program revenue is derived from a 4% fee assessed on most state building project budgets. Base funding for the capital planning and building construction services appropriation is \$14,941,900 and 92.0 positions. [See "Program Supplements."]

Procurement and Risk Management

1. RISK MANAGEMENT INSURANCE PREMIUM COSTS

PR	\$3,000,000
----	-------------

[LFB Paper 160]

Provide \$1,500,000 annually for the risk management administration appropriation to provide for increases in the cost of excess property and liability insurance premiums. The risk management program is self-funded to insure state agencies against property, liability, and worker's compensation losses. The state also purchases excess insurance coverage from private insurance carriers for property and liability losses greater than the state's self-funded limits. Premiums for excess property and liability insurance are dependent on loss experience, general insurance market conditions, and risk exposure.

Division of Gaming

1. TRIBAL GAMING APPROPRIATIONS AND GENERAL FUND REVENUE [LFB Paper 165]

GPR-Tribal	\$8,892,700
------------	-------------

Appropriate \$33,070,100 in 2023-24 and \$33,138,400 in 2024-25 in tribal gaming revenue paid to the state under the tribal gaming compacts. The appropriations include: (a) appropriations for the regulation of tribal gaming in DOA [\$2,124,900 in 2023-24 and \$2,125,800 in 2024-25]; (b) tribal gaming law enforcement in the Department of Justice (DOJ) [\$166,500 annually]; and (c) allocations totaling \$30,778,700 in 2023-24 and \$30,846,100 in 2024-25 to various state agencies for other programs.

Tribal revenue paid to the state is based on provisions under the current state-tribal gaming compacts. Under the compacts, tribes are scheduled to make payments to the state based on a percentage of net revenue (gross revenue minus winnings). The percentages used to calculate state payments vary by tribe and, in some cases, may vary by year for the same tribe.

Under current law, Indian gaming receipts are credited to: (a) the DOA general program operations appropriation relating to Indian gaming regulation; (b) the DOJ Indian gaming law enforcement appropriation; and (c) a DOA appropriation for Indian gaming receipts in the amount necessary to make all the transfers specified to other programs. Indian gaming receipts not otherwise credited to, or expended from, these appropriations are deposited in the general fund.

Under the compacts, payments to the state may be reduced in the event of a natural or man-made disaster that affects gaming operations. In 2019-20 and 2020-21, payments were postponed because of casino closures during the COVID-19 pandemic. As a result, DOA's gaming receipts appropriation is expected to have a closing balance of -\$32,957,600 in 2022-23. While negotiations

regarding the timing and amount of payments have not yet concluded for all tribes, a number of postponed payments are included in the estimated tribal payments for the 2023-25 biennium. The tribal gaming receipts appropriation condition under Act 19 is summarized in the following table. The act estimates that \$8,892,700 of tribal gaming revenue would be deposited to the general fund in 2024-25.

Tribal Gaming Receipts Appropriation Condition -- Act 19

	<u>2023-24</u>	<u>2024-25</u>
Opening Balance	-\$32,957,600	-\$20,703,100
Estimated Tribal Payments	\$59,510,300	\$61,921,400
Regulatory Payments	350,000	350,000
Unobligated Funds Reversions	<u>300,000</u>	<u>699,900</u>
Total Revenue	\$60,160,300	\$62,971,300
Program Allocations to State Agencies	\$33,070,100	\$33,138,400
Program Reserves	<u>14,835,700</u>	<u>237,100</u>
Tribal Gaming Fund Revenue	\$0	\$8,892,700

As noted, allocations to state agencies, including allocations to DOA and DOJ for regulation and law enforcement, total \$33,070,100 in 2023-24 and \$33,138,400 in 2024-25 under Act 19. Under Act 19, tribal gaming revenue is appropriated to or reserved for 18 state agencies in 50 program areas, including the DOA regulation and DOJ enforcement appropriations (two of the 50 items listed are appropriations for which funding is reserved in the Joint Committee on Finance's supplemental PR appropriation). Each of these program areas is listed and briefly described in the following table. Where there is a net fiscal change associated with any of these appropriations (other than standard budget adjustments), it is included under the budget summaries of the affected agency.

Of the 50 program allocations listed in the table, 32 are identical amounts to those provided in the 2021-23 biennium. Of the 18 allocations that differ, 10 were affected by standard budget adjustments only [identified in the table below as items #23, #24, #28, #29, #31, #32, #34, #35, #45, and #50]. The remaining eight are:

- a. Tribal grants [item #1, create an appropriation and provide \$11,000,000 in 2023-24 to the Joint Committee on Finance supplemental PR appropriation, for potential release for tribal grants];
- b. Grants for certain Oneida Nation programs [item #2, create an appropriation and provide \$544,200 annually];
- c. UW-Green Bay and Oneida Nation programs assistance grants [item #4, provide \$109,300 annually on a one-time basis];
- d. Tribal elder food assistance [item #6, create an appropriation and provide \$1,500,000 annually];

e. Menominee child protective services [item #9, create an appropriation and provide \$507,000 annually];

f. Subsidized guardianships [item #10, create an appropriation and provide \$256,600 in 2023-24 and \$282,600 in 2024-25 for reimbursement for the cost of subsidized guardianships];

g. Ashland full-scale aquaculture demonstration facility debt service [item #43, provide \$91,900 in 2023-24 and \$133,300 in 2024-25 for reestimated debt service costs]; and

h. General program operations for Indian gaming regulation [item #49, reduce funding and position authority by \$4,800 in 2023-24, \$3,900 in 2024-25, and 1.0 position annually associated with a position reallocation and standard budget adjustments].

2023-25 Tribal Gaming Revenue Appropriations

	<u>Agency</u>	<u>Program Revenue</u>		<u>Purpose</u>
		<u>2023-24</u>	<u>2024-25</u>	
1	Administration*	\$0	\$0	Tribal grants.
2	Administration	544,200	544,200	Other tribal grants for Oneida Nation programs.
3	Administration	563,200	563,200	County management assistance grant program.
4	Administration	356,800	356,800	UW-Green Bay and Oneida Nation programs assistance grants.
5	Administration	79,500	79,500	American Indian economic development, technical assistance, and tourism promotion.
6	Agriculture, Trade and Consumer Protection	1,500,000	1,500,000	Tribal elder food assistance.
7	Children and Families	1,867,500	1,867,500	Tribal family services grants.
8	Children and Families	717,500	717,500	Indian child high-cost out-of-home care placements.
9	Children and Families	507,000	507,000	Menominee child protective services.
10	Children and Families	256,600	282,600	Reimbursements for the cost of subsidized guardianships.
11	Corrections	50,000	50,000	American Indian tribal community reintegration program.
12	Health Services	961,700	961,700	Medical assistance matching funds for tribal outreach positions and federally qualified health centers (FQHC).
13	Health Services	712,800	712,800	Health services: tribal medical relief block grants.
14	Health Services	445,500	445,500	Indian substance abuse prevention education.
15	Health Services	500,000	500,000	Elderly nutrition; home-delivered and congregate meals.
16	Health Services	250,000	250,000	Reimbursements for high-cost mental health placements by tribal courts.
17	Health Services	242,000	242,000	Indian aids for social and mental hygiene services.
18	Health Services	106,900	106,900	American Indian health projects.
19	Health Services	22,500	22,500	American Indian diabetes and control.
20	Higher Educational Aids Board	779,700	779,700	Indian student assistance grant program for American Indian undergraduate or graduate students.
21	Higher Educational Aids Board	481,800	481,800	Wisconsin Grant Program for tribal college students

	<u>Agency</u>	<u>Program Revenue</u>		<u>Purpose</u>
		<u>2023-24</u>	<u>2024-25</u>	
22	Higher Educational Aids Board	\$405,000	\$405,000	Tribal College Payments
23	Historical Society	236,800	236,800	Northern Great Lakes Center operations funding.
24	Historical Society	341,600	341,600	Collection preservation storage facility.
25	Justice	695,000	695,000	Tribal law enforcement grant program.
26	Justice	631,200	631,200	County-tribal law enforcement programs: local assistance.
27	Justice	490,000	490,000	County law enforcement grant program.
28	Justice	99,100	99,100	County-tribal law enforcement programs: state operations.
29	Kickapoo Reserve Management Board	73,900	73,900	Law enforcement services at the Kickapoo Valley Reserve.
30	Natural Resources	3,000,000	3,000,000	Transfer to the fish and wildlife account of the conservation fund.
31	Natural Resources	201,800	201,800	Management of state fishery resources in off-reservation areas where tribes have treaty-based rights to fish.
32	Natural Resources	108,000	108,000	Management of an elk reintroduction program.
33	Natural Resources	84,500	84,500	Payment to the Lac du Flambeau Band relating to certain fishing and sports licenses.
34	Natural Resources	71,800	71,800	Reintroduction of whooping cranes.
35	Natural Resources	1,309,500	1,309,500	State snowmobile enforcement program, safety training and fatality reporting.
36	Public Instruction	222,800	222,800	Tribal language revitalization grants.
37	Shared Revenue and Property Tax Relief**	0	0	Aid payment to counties affected by 1854 Treaty of La Pointe.
38	Tourism	8,967,100	8,967,100	General tourism marketing, including grants to nonprofit tourism promotion organizations and specific earmarks.
39	Tourism	160,000	160,000	Grants to local organizations and governments to operate regional tourist information centers.
40	Tourism	24,900	24,900	State aid for the arts.
41	Transportation	435,600	435,600	Elderly transportation grants.
42	University of Wisconsin System	417,500	417,500	Ashland full-scale aquaculture demonstration facility operational costs.
43	University of Wisconsin System	277,500	318,900	Ashland full-scale aquaculture demonstration facility debt service payments.
44	University of Wisconsin System	488,700	488,700	UW- Madison physician and health care provider loan assistance.
45	Veterans Affairs	121,100	121,100	American Indian services veterans benefits coordinator position.
46	Veterans Affairs	61,200	61,200	Grants to assist American Indians in obtaining federal and state veterans benefits and to reimburse veterans for the cost of tuition at tribal colleges.
47	Wisconsin Technical College System Board	594,000	594,000	Grants for work-based learning programs.

<u>Agency</u>	<u>Program Revenue</u>		<u>Purpose</u>
	<u>2023-24</u>	<u>2024-25</u>	
48 Workforce Development	<u>314,900</u>	<u>314,900</u>	Vocational rehabilitation services for Native American individuals and American Indian tribes or bands.
Subtotal (Non-Regulatory Items)	\$30,778,700	\$30,846,100	
49 Administration	\$2,124,900	\$2,125,800	General program operations for Indian gaming regulation under the compacts.
50 Justice	<u>166,500</u>	<u>166,500</u>	Investigative services for Indian gaming law enforcement.
Subtotal (Regulation/Enforcement)	\$2,291,400	\$2,292,300	
Total Appropriations	\$33,070,100	\$33,138,400	

*While funds are not provided to DOA, \$11 million in 2023-24 is reserved in the Committee's supplemental PR appropriation for tribal grants.

**While funds are not provided to the appropriation under Shared Revenue and Property Tax Relief, \$3,613,000 in 2023-24 is reserved in the Committee's supplemental PR appropriation for aid payments to counties affected by the 1854 Treaty of La Pointe. [See "Program Supplements."]

2. TRIBAL GRANTS [LFB Paper 166]

Create an annual PR appropriation funded by tribal gaming revenue, titled "Tribal grants," for the purpose of making grants to tribes and bands in Wisconsin. Specify that any unencumbered balance would revert to the tribal gaming receipts appropriation at the end of each fiscal year. Provide \$11,000,000 PR in 2023-24 to the Joint Committee on Finance's supplemental PR appropriation for potential release of funding for tribal grants. [See "Program Supplements."]

[Act 19 Sections: 141, 148, and 9101(2)]

3. GRANTS FOR ONEIDA NATION PROGRAMS [LFB Paper 166]

PR	\$1,088,400
----	-------------

Create an annual PR appropriation titled "Tribal grants; other" and provide \$544,200 annually, funded by tribal gaming revenues. Specify that any unencumbered balance on June 30 of each year would revert to the tribal gaming receipts appropriation.

Require DOA to award grants from the appropriation, in amounts not to exceed each specified allocation, as follows: (a) \$259,100 annually for grants to the Oneida Nation to support the "Healing to Wellness Court" program; (b) \$175,000 annually to the Oneida Nation to support the Nation's collaboration with the Audubon Society relating to Great Lakes restoration projects; (c) \$110,100 annually to the Oneida Nation for grants to support coordination between the National Estuarine Research Reserve System (NERR) under the federal Office for Coastal Management, and the Great Lakes tribal nations. Specify that grants to the Oneida Nation for Great Lakes restoration projects under (b) may not be awarded after June 30, 2028.

Grants under (a) would support staff and service costs for the coordinated, post-conviction substance use disorder program intended to reduce recidivism and treat addiction. Grants under (b) would support habitat restoration and a bird monitoring project. Grants under (c) would fund a

coordinator position within the NERR System who would work with NERR and the Great Lakes Tribal Nations.

[Act 19 Sections: 23, 140, and 150]

4. ONEIDA NATION AND UW-GREEN BAY PROGRAMMING

PR	\$218,600
----	-----------

Provide \$109,300 annually on a one-time basis, funded by tribal gaming revenues, to the University of Wisconsin-Green Bay for educational programs developed in partnership with the Oneida Nation. Funds would support STEM-related (science, technology, engineering and mathematics) camps for up to 288 students in grades three through 11 and provide access to UW-Green Bay's college credit program for high school students. Funding of \$109,300 annually was provided on a one-time basis during the 2021-23 biennium.

AGRICULTURE, TRADE AND CONSUMER PROTECTION

Budget Summary						FTE Position Summary				
Fund	2022-23 Adjusted Base	Act 19		2023-25 Change Over Base Year Doubled		2022-23	Act 19		2024-25 Over 2022-23	
		2023-24	2024-25	Amount	%		2023-24	2024-25	Number	%
GPR	\$30,837,100	\$42,106,300	\$33,351,400	\$13,783,500	22.3%	201.40	201.40	201.40	0.00	0.0%
FED	11,699,400	11,910,300	11,635,300	146,800	0.6	91.52	88.77	88.77	-2.75	-3.0
PR	31,062,400	34,305,000	33,296,800	5,477,000	8.8	217.87	218.62	218.62	0.75	0.3
SEG	<u>36,823,900</u>	<u>41,338,300</u>	<u>41,829,000</u>	<u>9,519,500</u>	12.9	<u>130.50</u>	<u>130.50</u>	<u>130.50</u>	<u>0.00</u>	<u>0.0</u>
TOTAL	\$110,422,800	\$129,659,900	\$120,112,500	\$28,926,800	13.1%	641.29	639.29	639.29	-2.00	-0.3%

Budget Change Items

Departmentwide

1. STANDARD BUDGET ADJUSTMENTS [LFB Paper 105]

GPR	-\$324,200
FED	952,600
PR	826,800
SEG	<u>403,400</u>
Total	\$1,858,600

Provide adjustments to the agency base budget for the following:

(a) reductions for staff turnover (-\$337,600 GPR, -\$157,200 FED and -\$307,900 PR annually); (b) removal of non-continuing elements from the base (-\$265,800 FED in 2024-25); (c) full funding of continuing position salaries and fringe benefits (\$399,000 GPR, \$793,100 FED, \$723,000 PR, and \$196,000 SEG annually); (d) reclassifications and semi-automatic pay progression (\$4,800 GPR annually, \$51,100 PR in 2023-24 and \$56,900 PR in 2024-25, and \$76,100 SEG in 2023-24 and \$81,700 SEG in 2024-25); and (e) full funding of lease and directed move costs (-\$176,300 GPR, -\$22,100 FED, -\$33,200 PR, and -\$54,400 SEG in 2023-24 and -\$280,300 GPR, -\$31,300 FED, -\$78,200 PR, and -\$92,000 SEG in 2024-25).

2. BUREAU OF LABORATORY SERVICES [LFB Paper 170]

PR	\$1,232,000
SEG	<u>360,000</u>
Total	\$1,592,000

Provide the following for the Bureau of Laboratory Services (BLS) from its general operations PR appropriation: (a) \$600,000 PR in 2023-24 to support equipment acquisition and maintenance; (b) \$54,000 PR in 2023-24 for wireless temperature monitoring equipment; and (c) \$21,000 PR each year of the biennium for maintenance of the wireless temperature monitoring system. Additionally, provide funding in programs outside of BLS as follows to cover lab-assessed costs of equipment: (a) \$349,500 in 2023-24 and \$10,500 in 2024-25 from the segregated agrichemical management (ACM) fund; and (b) \$325,500 PR in

2023-24 and \$10,500 PR in 2024-25 from fees on regulation of food, lodging, and recreational facilities.

BLS analyzes samples gathered during inspections and regulatory actions under the food safety and agrichemical management programs. The Bureau charges Department programs for its services, with the charges reflected as expenditures to those programs and as revenues to the laboratory.

Additionally, provide \$100,000 PR each year to support maintenance and general laboratory operations within BLS. Funding in programs outside of BLS consists of: (a) \$52,000 SEG each year from the agrichemical management fund; and (b) \$48,000 PR each year from fees on food, lodging, and recreational facilities. [See "Agriculture, Trade and Consumer Protection -- Regulatory Programs."]

3. COMPUTER SYSTEM EQUIPMENT, STAFF AND SERVICES

PR	\$300,000
----	-----------

Provide \$150,000 in each of 2023-24 and 2024-25 for additional expenditures for information technology services throughout the Department. DATCP information technology services are funded from assessments charged to appropriations of other DATCP programs. Total budgeted amounts for computer system equipment, staff, and services are \$3,871,600 in 2023-24 and \$3,868,900 in 2024-25.

4. DEBT SERVICE REESTIMATE [LFB Paper 106]

GPR	-\$170,900
SEG	<u>977,600</u>
Total	\$806,700

Provide the following adjustments to debt service appropriations to reflect estimated principal and interest payments on previously issued general obligation bonds: (a) -\$100 GPR in 2023-24 and -\$500 GPR in 2024-25 for bonds issued for past upgrades to the Wisconsin Veterinary Diagnostic Laboratory (WVDL); (b) -\$16,600 GPR in 2023-24 and -\$153,700 GPR in 2024-25 for bonds issued for landowner cost-sharing and enrollment incentive payments under the Conservation Reserve Enhancement Program (CREP), a state-federal land and water conservation program; and (c) \$142,000 SEG in 2023-24 and \$835,600 SEG in 2024-25 from the nonpoint account of the environmental fund for bonds issued to support cost-sharing grants to landowners for structural best management practices installed under the soil and water resource management (SWRM) program.

Debt service is budgeted as follows: (a) for WVDL upgrades, \$700 GPR in 2023-24 and \$300 GPR in 2024-25; (b) for CREP, \$982,400 GPR in 2023-24 and \$845,300 GPR in 2024-25; and (c) for SWRM grants, \$4,882,300 SEG in 2023-24 and \$5,575,900 SEG in 2022-23.

5. POSITION REALIGNMENT

Transfer the following positions and associated salary and fringe benefit costs shown in the table between appropriations to align the funding sources of the positions with their current duties within the Department.

	Funding	Positions
GPR	- \$5,000	0.00
FED	- 162,800	- 0.75
PR	159,200	0.75
SEG	<u>2,200</u>	<u>0.00</u>
Total	- \$6,400	0.00

DATCP Position Realignment

<u>Division/Appropriation</u>	<u>Fund</u>	<u>Annual Funding</u>	<u>Positions 2023-25</u>
<i>Food and Recreational Safety</i>			
Food inspection	GPR	-\$77,700	-0.75
<i>Animal Health</i>			
General program operations	GPR	10,900	0.15
<i>Trade and Consumer Protection</i>			
Public warehouse regulation	PR	-22,500	-0.25
Dairy trade regulation	PR	-45,100	-0.50
Grain inspection and certification	PR	-184,400	-2.00
Weights and measures inspection	PR	107,100	1.25
Federal funds; weights and measures	FED	-70,700	-1.00
Unfair Sales Act enforcement	SEG	-22,500	-0.25
Telephone solicitation regulation	PR	69,900	0.75
<i>Agricultural Development</i>			
General program operations	GPR	64,300	0.60
Federal funds; Wisconsin Farm Center	FED	-11,100	-0.10
<i>Agricultural Resource Management</i>			
Related services	PR	187,100	2.00
Industrial hemp	PR	-187,100	-2.00
Agricultural resource management services	PR	-23,600	-0.25
Soil and water administration	SEG	23,600	0.25
<i>Management Services</i>			
Computer system equipment, staff, and services	PR	178,200	1.75
Indirect cost reimbursements	FED	<u>400</u>	<u>0.35</u>
Total		-\$3,200	0.00

The transfers result in a net change of -\$3,200 annually and affect funds by source annually as follows: (a) -\$2,500 GPR; (b) \$79,600 PR with 0.75 positions; (c) -\$81,400 FED with -0.75 positions; and (d) \$1,100 SEG.

6. PROGRAM REVENUE REESTIMATES

PR	- \$57,000
----	------------

Reestimate the program revenue appropriation associated with the former industrial hemp program by -\$28,500 per year. Beginning on January 1, 2022, administration of the Wisconsin hemp program was transferred from DATCP to the U.S. Department of Agriculture (USDA). This provision and others in separate items delete all base funding budgeted for the industrial hemp program.

7. FEDERAL REVENUE REESTIMATES

FED	- \$643,000
-----	-------------

Reestimate federal funds for the Division of Agricultural Development by -\$321,500 each year. The affected appropriation receives funds primarily associated with the federal Specialty Crop Block Grant program and other market development grants for certain crops.

8. DELETE VACANT POSITIONS

	Positions
FED	- 2.00

Delete 2.0 positions vacant for more than 18 months under the Department's federal funds appropriations for food safety and central administrative services.

Agricultural Assistance

1. AGRICULTURAL ASSISTANCE GRANT PROGRAMS
[LFB Papers 176 and 177]

GPR	\$2,200,000
-----	-------------

Meat Processor Grant Program. Provide an additional \$1,600,000 in 2023-24 for grants to facilities that slaughter animals for human consumption, or that process meat or meat products, excluding rendering plants, to promote the growth of the meat industry in Wisconsin. Under 2021 Wisconsin Act 58 and subsequent action by the Joint Committee on Finance, a biennial appropriation allocating \$200,000 GPR each year was created for meat processing grants. In addition to state funding, \$10 million in one-time federal funding under the American Rescue Plan Act of 2021 was provided for grants to meat processors in 2021-22 through the Meat and Poultry Supply Chain Resiliency grant program. Total funding for the program is \$1,800,000 GPR in 2023-24 and \$200,000 GPR in 2024-25.

Dairy Processor Grant Program. Provide an additional \$300,000 each year of the 2023-25 biennium on a one-time basis for grants to dairy processors to fund projects intended to grow processing plants, contribute to processor innovation, or improve production and profitability of processing plants. 2021 Act 58 provided \$200,000 each year in base funding and \$200,000 per year in one-time funding in the 2021-23 biennium for dairy processing grants. Total funding for dairy processor grants is \$500,000 annually in the 2023-25 biennium.

2. TRIBAL FOOD SECURITY PROGRAM [LFB Paper 175]

PR	\$3,000,000
----	-------------

Provide \$1,500,000 tribal gaming PR annually on a one-time basis for grants to nonprofit food assistance organizations that purchase and distribute food to tribal elders and to entities supporting the growth and operation of participating food producers. Specify that grant recipients should give preference to Indigenous-based food producers and local food producers when purchasing food for distribution. Provide DATCP with rule-making authority to implement the program. The program would provide ongoing state funding for the Tribal Elder Food Box

program, which began in 2021 with funding from the Feeding Wisconsin association of food banks and USDA.

[Act 19 Sections: 53, 145, and 385]

3. WISCONSIN AGRICULTURAL EXPORT PROMOTION

GPR	\$2,000,000
-----	-------------

[LFB Paper 179]

Provide \$1,000,000 GPR annually to DATCP's International Agribusiness Center to support agricultural export promotion through the Wisconsin Initiative for Agricultural Exports (WIAE).

2021 Wisconsin Act 92 established the WIAE and requires DATCP, in collaboration with the Wisconsin Economic Development Corporation (WEDC), to seek to increase Wisconsin agricultural exports to 25% more than their December 31, 2021, amount by June 30, 2026, for the following: (a) milk and dairy products; (b) meat, poultry, and fish products; and (c) crops and crop products. Of the amounts appropriated for the program, \$2,500,000 (50%) must be expended for milk and dairy products, \$1,250,000 (25%) must be expended for meat, poultry, and fish products, and \$1,250,000 (25%) must be expended for crops and crop products. Act 92 specifies DATCP may not expend more than \$1,000,000 per year under the program.

2021 Act 58 created a GPR continuing appropriation to DATCP and set aside \$558,400 GPR each year of the 2021-23 biennium in the Joint Committee on Finance's supplemental appropriation to support the WIAE program. Subsequent action by the Committee approved transfers of \$558,400 in each of February and August, 2022, to the agricultural exports appropriation. Additionally, 2021 Wisconsin Act 207 provided DATCP the ability to use available PR balances of an inactive rural development program for the purposes of promoting dairy exports under WIAE. A total of \$441,600 each year in the 2021-23 biennium was allocable to WIAE from this source, resulting in total funding of \$1,000,000 each year. Funding in the 2021-23 biennium supported export expansion grants, international market access grants, and various trade promotion activities.

4. FARMER MENTAL HEALTH ASSISTANCE [LFB Paper 181]

GPR	\$200,000
-----	-----------

Provide \$100,000 annually on a one-time basis for farmer mental health assistance programming. Under 2019 Act 9 and 2021 Act 58, DATCP has been provided \$100,000 each year since 2019-20 in one-time funding for farmer mental health assistance to support: (a) a 24-hour helpline for providing immediate support; (b) tele-counseling sessions that can be administered online by a licensed mental health professional; and (c) counseling vouchers that farmers and their family members can redeem for free in-person care at participating mental health providers in their area. In addition to counseling services, funding supported: (a) free virtual courses for agricultural service providers such as lenders and agribusiness firms in understanding and managing the stresses of farming; (b) online farmer and farm couple support groups for bringing farmers together to discuss their shared challenges; and (c) a podcast on farm-related challenges.

5. COUNTY FAIR AIDS

GPR	\$387,200
-----	-----------

Provide an additional \$193,600 for aids to county and district fairs each year. Total funding for the program is \$650,000 annually in the 2023-25 biennium. Section 93.23 of the statues requires DATCP to provide fair aids to counties and certain organized agricultural societies, associations, and boards in the state in an amount equal to 95% of the first \$8,000 paid in net premiums and 70% of all net premiums that exceed \$8,000, up to a maximum amount of \$10,000 per fair. If premium reimbursement requests exceed available funding, the Department must prorate the amount of aids provided to each fair.

6. AGRICULTURE IN THE CLASSROOM

SEG	\$100,000
-----	-----------

Provide an additional \$50,000 annually from the segregated agrichemical management fund for the Agriculture in the Classroom grant. Total funding for the grant is \$143,900 annually. Annual grants are made to the Wisconsin Farm Bureau Federation for administration of the program.

Environment

1. COUNTY CONSERVATION STAFF AND PROGRAM EXPANSION [LFB Paper 185]

GPR	\$1,416,200
SEG	<u>2,832,300</u>
Total	\$4,248,500

Provide one-time funding of \$1,332,100 SEG in 2023-24 and \$1,500,200 SEG in 2024-25 from the nonpoint account of the environmental fund and \$666,100 GPR in 2023-24 and \$750,100 GPR in 2024-25 for additional grants to counties to support land and water conservation staff that perform work related to achieving state goals for soil conservation and water quality. Total funding for the program is \$10,962,300 in 2023-24 and \$11,214,400 in 2024-25, as shown in the table.

County Conservation Staffing Funding

Fiscal Year	GPR		Nonpoint SEG		Annual Total
	Base	One-Time	Base	One-Time	
2020	\$3,027,200		\$5,936,900	\$475,000	\$9,439,100
2021	3,027,200		5,936,900	475,000	9,439,100
2022	3,027,200	\$688,600	5,936,900	1,377,300	11,030,000
2023	3,027,200	772,000	5,936,900	1,543,900	11,280,000
2024	3,027,200	666,100	5,936,900	1,332,100	10,962,300
2025	3,027,200	750,100	5,936,900	1,500,200	11,214,400

Under current law, county conservation staff activities eligible for funding include: (a) implementation of land and water resource management plans, which are required of every county by statute to identify local objectives for soil and water conservation; (b) conservation practice engineering, design, and installation; (c) cost-share grant administration; (d) farmland preservation program administration; and (e) livestock regulation. Grants are awarded in a tiered process, providing each county full funding for its first position, 70% funding for its second position, and 50% funding for subsequent positions as available funds allow. In the 2023 allocation, first and second positions at each county were funded at 100% and 70% respectively, and 5% of costs on average associated with third positions were funded. Under the 2023 allocation, fully funding the state share of first, second, and third positions would have cost approximately \$13.5 million.

2. NITROGEN OPTIMIZATION PILOT PROGRAM [LFB

SEG	\$3,600,000
-----	-------------

 Paper 186]

Provide \$1,800,000 nonpoint SEG on a one-time basis in each year of the 2023-25 biennium for nitrogen optimization and cover crop insurance rebate programs funded initially in 2022-23. 2021 Wisconsin Act 223 established a commercial nitrogen optimization pilot program and a cover crop insurance rebate program administered by DATCP to implement strategies that optimize the application of commercial nitrogen and to encourage broader use of cover crops to benefit Wisconsin soils, surface water, and groundwater. Act 223 did not appropriate funding, but the Joint Committee on Finance approved supplemental funding of \$2,400,000 nonpoint SEG in 2022-23 for DATCP to begin implementing the programs. Application periods for 2022-23 funding for each program closed January 31, 2023. Act 19 funding is to support \$1,000,000 for the commercial nitrogen optimization pilot program and \$800,000 for the cover crop insurance premium rebate program annually.

3. PRODUCER-LED WATERSHED PROTECTION GRANTS [LFB Paper 186]

SEG	\$500,000
-----	-----------

Increase funding for producer-led watershed protection grants by an additional \$250,000 nonpoint SEG annually on a one-time basis in the 2023-25 biennium. Under 2021 Act 58, the statutory cap on annual producer-led watershed protection grant awards was increased from \$750,000 to \$1,000,000 and an additional \$250,000 nonpoint SEG each year was appropriated on a one-time basis during the 2021-23 biennium to provide a total of \$1,000,000 in each year of the biennium. In 2023, DATCP awarded 43 grants to producer-led watershed protection groups. Groups may receive grants for such activities as: (a) planning and shared learning programs; (b) surveying and identification of management practices and solutions; (c) increasing participation in conservation, including through incentive payments; and (d) measurement and promotion of the benefits of conservation practices, including water and soil testing.

4. SOIL AND WATER RESOURCE MANAGEMENT [LFB Paper 187]

GPR	\$7,000,000
-----	-------------

Provide \$7.0 million GPR in 2023-24 in an existing continuing appropriation on a one-time

basis for cost-sharing grants in the soil and water resource management (SWRM) program. Funding is intended to supplant bonding authority for certain SWRM grants in the 2023-25 biennium. SWRM cost-sharing grants typically funded by bond revenues support landowner installation of structural best management practices at agricultural sites, such as those intended to reduce soil erosion from agricultural lands and to provide for manure storage and containment. DATCP was authorized \$7 million in new bonding authority in each biennium beginning in 2007-09, and the Department typically provides \$3.5 million per year for grants to landowners.

In general, state law requires that agricultural landowners receive a cost-sharing offer of at least 70% of the cost of installing a structure or practice if the landowner is to be required to modify an existing structure or operation. Funding for these activities typically comes from both nonpoint SEG and DATCP general obligation bonding authority; nonstructural practices cannot be supported by bonding and are funded from nonpoint SEG. Structural improvements can be supported by any available funding sources, but are customarily funded with bond revenues.

5. CLEAN SWEEP GRANTS [LFB Paper 188]

SEG	\$500,000
-----	-----------

Provide an additional \$250,000 annually from the environmental management account of the segregated environmental fund for clean sweep grants. Clean sweep grants are provided to counties and municipalities for the collection and disposal of pesticides, farm chemicals, unwanted prescription drugs, and hazardous wastes. Funding for clean sweep grants in the 2021-23 biennium is \$750,000 annually from environmental management SEG. Base funding for the program is \$1,000,000 under Act 19.

Regulatory Programs

1. MEAT INSPECTION PROGRAM STAFF [LFB Paper 195]

GPR	\$1,080,200
-----	-------------

Provide \$538,800 GPR in 2023-24 and \$541,400 GPR in 2024-25 on a one-time basis to match FED expenditures for inspection and sampling at meat processors. DATCP's meat safety program conducts inspection of animal and poultry slaughtering and processing in establishments not otherwise inspected by USDA. State-inspected facilities are typically smaller operations. The state-funded portion of the inspection program is supported by GPR, and USDA provides matching FED on a dollar-for-dollar basis. State inspection programs by law must enforce standards that are "at least equal to" federal food-safety standards, including having sufficient levels of staffing to meet required inspections of processing establishments.

2. DOG FACILITY, RABIES CONTROL AND HUMANE OFFICER PROGRAM STAFFING [LFB Paper 196]

PR	- \$80,000
----	------------

Reduce supplies and services funding within the dog licenses, rabies control, and related services PR appropriation by \$40,000 annually. Base funding for the appropriation is \$464,600 in 2023-24 and \$464,200 in 2024-25.

The dog licenses, rabies control, and related services appropriation has carried an unsupported overdraft since 2018-19. As required by 2021 Act 58, DATCP in 2021-22 transferred \$450,000 from the Veterinary Examining Board PR appropriation to the dog licenses, rabies control, and related services appropriation to reduce the overdraft. As of June 30, 2022, the appropriation had an unsupported overdraft of \$70,200. The reduction in supplies and services spending is intended to further reduce program expenditures while additional fee revenues anticipated over the next several years are expected to eliminate the overdraft.

3. LIVESTOCK PREMISES REGISTRATION SUPPORT [LFB Paper 197]

SEG	\$140,000
-----	-----------

Increase funding in the Division of Animal Health by \$70,000 from the segregated agrichemical management (ACM) fund in each year of the 2023-25 biennium for livestock premises registration. Additionally, amend an existing ACM SEG appropriation for animal health inspection, testing, and enforcement to authorize expenditures for the livestock premises registration program. Funding for the livestock premises registration program is \$420,000 annually under Act 19, including \$350,000 GPR in base funding and \$70,000 ACM SEG.

Under current law, any person keeping livestock must register with DATCP the premises at which the animals are kept. Premises holding any of the following animals are required to register with DATCP: (a) bovine animals; (b) equine animals; (c) goats; (d) sheep; (e) swine; (f) poultry; (g) farm-raised deer or elk; (h) captive game birds, such as pheasant, quail or duck; (i) camelids, such as camels, llamas or alpacas; (j) ratites, such as ostrich or emu; and (k) fish. The program is administered through a contract with the Wisconsin Livestock Identification Consortium.

[Act 19 Section: 52]

4. AGRICHEMICAL MANAGEMENT OPERATIONS [LFB Paper 170]

SEG	\$104,000
-----	-----------

Provide \$52,000 annually from the segregated agrichemical management fund for general program operations in the Division of Agricultural Resource Management. Funding is intended to support the Division's share of additional expenditure authority for the DATCP Bureau of Laboratory Services. [See "Agriculture, Trade and Consumer Protection -- Departmentwide."]

5. FOOD, LODGING AND RECREATION REGULATION [LFB

PR	\$96,000
----	----------

Paper 170]

Provide \$48,000 in each year of the biennium for additional expenditures associated with the Division of Food and Recreational Safety, consisting of \$24,000 each year for each of the food establishment and recreational facility establishment program areas. The Division of Food and Recreational Safety regulates and collects license and other fees associated with: (a) food production, processing, and distribution, including dairy farms, food warehouses, restaurants, and grocery stores; and (b) lodging and recreation facilities, including hotels, campgrounds, and swimming pools. Total budgeted amounts from fees for food, lodging, and recreation regulation are \$12.1 million in 2023-24 and \$11.8 million in 2024-25. Funding is intended to support the Division's share of additional expenditure authority for the DATCP Bureau of Laboratory Services. [See "Agriculture, Trade and Consumer Protection -- Departmentwide."]

APPROPRIATION OBLIGATION BONDS

Budget Summary					FTE Position Summary	
	2022-23 Adjusted Base	<u>Act 19</u> 2023-24 2024-25		2023-25 Change Over <u>Base Year Doubled</u> Amount %		There are no full time positions associated with appropriation obligation bonds.
Fund						
GPR	\$311,179,800	\$709,266,800	\$336,940,900	\$423,848,100	68.1%	

Budget Change Items

1. APPROPRIATION OBLIGATION BOND DEBT SERVICE REESTIMATE -- PENSION BONDS [LFB Paper 106]

GPR	\$15,272,300
GPR-Lapse	<u>13,963,000</u>
Net GPR	\$29,235,300

Reduce funding by \$1,701,000 in 2023-24 and increase funding by \$16,973,300 in 2024-25 to reflect the required debt service appropriation level associated with the appropriation obligation bonds issued to pay the state's Wisconsin Retirement System unfunded prior service liability as well as the accumulated sick leave conversion credit program liability. Under the legal agreements governing the appropriation bonds, the annual debt service appropriation for repayment of the bonds in the second year of each biennium must equal the maximum possible payment that could be made in that second year or the following year. Compared to the base level funding of \$199,760,900, a smaller payment is scheduled in 2023-24 and larger payments are scheduled in 2024-25 and 2025-26. Therefore, the GPR appropriation is decreased in 2023-24 and increased in 2024-25 compared to the biennium's base level funding.

Any moneys not needed to pay the actual amount of debt service lapse (revert) to the general fund and are shown as a GPR-Lapse. In 2022-23, it was estimated that \$12,811,800 would lapse to the general fund. The Department of Administration (DOA) anticipates lapses of \$750,000 in 2023-24 and \$10,910,600 in 2024-25. The net effect of these adjustments would be an increase in net expenditures of \$29,235,300, as shown in the table below.

Pension Bonds

	<u>Base Year</u> <u>2022-23</u>	<u>2023-24</u>	<u>2024-25</u>	<u>Change to Base</u> <u>Year Doubled</u>
GPR	\$199,760,900	\$198,059,900	\$216,734,200	\$15,272,300
GPR-Lapse	<u>-12,811,800</u>	<u>-750,000</u>	<u>-10,910,600</u>	<u>13,963,000</u>
Net GPR	\$186,949,100	\$197,309,900	\$205,823,600	\$29,235,300

2. APPROPRIATION OBLIGATION BOND DEBT SERVICE REESTIMATE -- TOBACCO BONDS [LFB Paper 106]

GPR	\$8,575,800
GPR-Lapse	<u>19,082,200</u>
Net GPR	\$27,658,000

Reduce funding by \$212,000 in 2023-24 and increase funding by \$8,787,800 in 2024-25 to reflect the required debt service appropriation level associated with the appropriation obligation bonds issued in 2009 to finance the outstanding bonds of the Badger Tobacco Asset Securitization Corporation, under which the state regained the rights to its tobacco settlement payments. Under the legal agreements governing the appropriation bonds, the annual debt service appropriation for the repayment of the bonds in the second year of each biennium must equal the maximum possible payment that could be made in that year or the following year. Compared to the base level funding of \$111,418,900, a smaller payment is scheduled for 2023-24 and larger payments are scheduled in 2024-25 and 2025-26. Therefore, the GPR appropriation is decreased in 2023-24 and increased in 2024-25 compared to base level funding.

Any moneys not needed to pay the actual amount of debt service lapse (revert) to the general fund and are shown as a GPR-Lapse. In 2022-23, it was estimated that \$9,807,100 would lapse to the general fund. DOA anticipates lapses of \$5,000 in 2023-24 and \$527,000 in 2024-25. The net effect of these adjustments would be an increase in net expenditures of \$27,658,000, as shown in the table below.

Tobacco Bonds

	Base Year <u>2022-23</u>	<u>2023-24</u>	<u>2024-25</u>	Change to Base <u>Year Doubled</u>
GPR	\$111,418,900	\$111,206,900	\$120,206,700	\$8,575,800
GPR-Lapse	<u>-9,807,100</u>	<u>-5,000</u>	<u>-527,000</u>	<u>19,082,200</u>
Net GPR	\$101,611,800	\$111,201,900	\$119,679,700	\$27,658,000

3. PAY OFF TOBACCO SETTLEMENT APPROPRIATION OBLIGATION DEBT [LFB Paper 236]

GPR	\$400,000,000
-----	---------------

Provide \$400,000,000 in 2023-24 in the existing appropriation used to pay debt service on the appropriation obligation bonds issued to repurchase the rights to the state's tobacco settlement revenues for the purpose of defeasing or using a tender offer to pay off outstanding bonds.

BOARD FOR PEOPLE WITH DEVELOPMENTAL DISABILITIES

Budget Summary						FTE Position Summary				
Fund	2022-23 Adjusted Base	Act 19		2023-25 Change Over Base Year Doubled		2022-23	Act 19		2024-25 Over 2022-23	
		2023-24	2024-25	Amount	%			2023-24	2024-25	Number
GPR	\$129,000	\$132,100	\$132,100	\$6,200	2.4%	0.00	0.00	0.00	0.00	N.A.
FED	<u>1,592,400</u>	<u>1,533,500</u>	<u>1,533,500</u>	<u>- 117,800</u>	- 3.7	<u>7.00</u>	<u>7.00</u>	<u>7.00</u>	<u>0.00</u>	0.0%
TOTAL	\$1,721,400	\$1,665,600	\$1,665,600	- \$111,600	- 3.2%	7.00	7.00	7.00	0.00	0.0%

Budget Change Item

1. STANDARD BUDGET ADJUSTMENTS [LFB Paper 105]

GPR	\$6,200
FED	<u>- 117,800</u>
Total	- \$111,600

Reduce funding by \$55,800 (\$3,100 GPR and -\$58,900 FED) annually to reflect the full funding of the following standard budget adjustments: (a) continuing position salaries and fringe benefits (-\$50,700 FED annually); and (b) lease and directed moves costs (\$3,100 GPR and -\$8,200 FED annually) in the 2023-25 biennium.

BOARD OF COMMISSIONERS OF PUBLIC LANDS

Budget Summary						FTE Position Summary				
Fund	2022-23 Adjusted Base	Act 19		2023-25 Change Over Base Year Doubled		2022-23	Act 19		2024-25 Over 2022-23	
		2023-24	2024-25	Amount	%		2023-24	2024-25	Number	%
GPR	\$1,647,100	\$1,558,100	\$1,563,100	-\$173,000	- 5.3%	9.50	8.70	8.70	- 0.80	- 8.4%
FED	52,700	52,700	52,700	0	0.0	0.00	0.00	0.00	0.00	N.A.
SEG	0	52,200	69,500	121,700	N.A.	0.00	1.00	1.00	1.00	N.A.
TOTAL	\$1,699,800	\$1,663,000	\$1,685,300	-\$51,300	- 1.5%	9.50	9.70	9.70	0.20	2.1%

Budget Change Items

1. STANDARD BUDGET ADJUSTMENTS [LFB Paper 105]

GPR	-\$44,600
-----	-----------

Delete \$22,300 annually in the 2023-25 biennium, consisting of -\$25,600 for full funding of salaries and fringe benefits of continuing positions and \$3,300 for full funding of leases and directed moves.

2. VACANT POSITION ADJUSTMENT [LFB Paper 205]

	Funding	Positions
GPR	-\$273,400	- 0.80

Increase base funding by \$11,700 annually to fully fund all filled positions. Delete 0.8 vacant accountant position. Additionally, delete \$148,400 annually to remove funding associated with 1.8 positions that had been vacant greater than 18 months, including the 0.8 accountant and 1.0 Deputy Commissioner. In total, the provision reduces base-level operations funding by \$136,700 annually.

3. FORESTER POSITION [LFB Paper 206]

	Funding	Positions
SEG	\$121,700	1.00

Create an appropriation from the forestry account of the SEG conservation fund for BCPL forestland and timber management. Provide \$52,200 in 2023-24, including \$38,700 for salary and \$13,500 for fringe benefits, and \$69,500 in 2024-25, including \$51,600 for salary and \$17,900 for fringe benefits, with 1.0 position to hire a senior forester. BCPL manages approximately 77,000 acres of timberland. These lands are managed as income-producing properties for public school library beneficiaries.

[Act 19 Section: 153]

4. INVESTMENT AND LAND MANAGEMENT EXPENSES

GPR	\$130,000
-----	-----------

[LFB Paper 205]

Provide \$65,000 annually in the 2023-25 biennium for supplies and services. 2021 Wisconsin Act 58 reallocated \$76,500 within the Board's general operations appropriation from the supplies and services allotment to allotments for salaries and fringe benefits in each year; the reallocation was intended to accommodate additional funding for BCPL to fill vacant positions. The provision would increase the Board's supplies and services allotment to partially restore base funding for such costs as: (a) appraisals for real estate transactions; (b) due diligence on prospective investments of trust fund assets; and (c) accounting and reporting of transactions.

5. AIDS IN LIEU OF TAXES [LFB Paper 207]

GPR	\$15,000
-----	----------

Provide \$5,000 in 2023-24 and \$10,000 in 2024-25 to BCPL's aids in lieu of taxes appropriation to fund estimated increases in aids to local governments that hold BCPL lands. Payments are budgeted at \$30,000 in 2023-24 and \$35,000 in 2024-25, reflecting amounts due on current holdings and other acquisitions anticipated to close by 2025.

BOARD ON AGING AND LONG-TERM CARE

Budget Summary						FTE Position Summary				
Fund	2022-23	Act 19		2023-25 Change Over		2022-23	Act 19		2024-25	
	Adjusted Base	2023-24	2024-25	Base Year Doubled	Amount		%	2023-24	2024-25	Number
GPR	\$1,710,500	\$1,869,500	\$1,888,100	\$336,600	9.8%	20.48	21.13	21.13	0.65	3.2%
PR	<u>2,107,800</u>	<u>2,174,500</u>	<u>2,189,400</u>	<u>148,300</u>	3.5	<u>24.02</u>	<u>24.37</u>	<u>24.37</u>	<u>0.35</u>	1.5
TOTAL	\$3,818,300	\$4,044,000	\$4,077,500	\$484,900	6.3%	44.50	45.50	45.50	1.00	2.2%

Budget Change Items

1. STANDARD BUDGET ADJUSTMENTS [LFB Paper 105]

GPR	\$219,300
PR	<u>85,100</u>
Total	\$304,400

Provide \$147,000 (\$107,800 GPR and \$39,200 PR) in 2023-24 and \$157,400 (\$111,500 GPR and \$45,900 PR) in 2024-25 to fund the following standard budget adjustments: (a) full funding of continuing position salaries and fringe benefits (\$108,700 GPR and \$52,900 PR annually); (b) reclassifications and semi-automatic pay progression (\$8,800 GPR and \$5,800 PR in 2023-24 and \$12,500 GPR and \$12,500 PR in 2024-25); and (c) full funding of leases and directed moves costs (-\$9,700 GPR and -\$19,500 PR annually).

2. ADMINISTRATIVE STAFF [LFB Paper 210]

	Funding	Positions
GPR	\$117,300	0.65
PR	<u>63,200</u>	<u>0.35</u>
Total	\$180,500	1.00

Provide \$78,700 (\$51,200 GPR and \$27,500 PR) in 2023-24 and \$101,800 (\$66,100 GPR and \$35,700 PR) in 2024-25 and 1.0 position (0.65 GPR and 0.35 PR) beginning in 2023-24, to create 1.0 state long-term care ombudsman position. Further, specify that the BOALTC Executive Director employs, rather than serves as, the state long-term care ombudsman.

[Act 19 Sections: 21 and 22]

BONDING AUTHORIZATION

1. GENERAL OBLIGATION BONDING AUTHORITY SUMMARY SCHEDULE

Include a summary schedule showing general obligation bonding authority in Act 19 totaling \$635,099,900, as indicated in the following table. In addition, include a summary schedule showing GPR debt service of \$458,545,000 in 2023-24 and \$527,931,000 in 2024-25, and all funds debt service of \$860,420,100 in 2023-24 and \$934,623,300 in 2024-25.

<u>Purpose</u>	<u>Amount</u>
Administration	
Energy conservation projects	\$25,000,000
Housing state agencies	39,878,000
Natural Resources	
SEG revenue supported facilities	30,568,900
State Fair Park Board	
Self-amortizing facilities	12,350,000
Transportation	
Blatnik major interstate bridge	352,800,000
University of Wisconsin System	
Self-amortizing facilities	164,922,000
Veterans Affairs	
Self-amortizing facilities	<u>9,581,000</u>
TOTAL General Obligation Bonds*	\$635,099,900

*Excludes \$1,725,000,000 of economic refunding bonds authorized.

[Act 19 Section: 50]

2. REVENUE OBLIGATION BONDING SUMMARY SCHEDULE

Include a summary schedule showing revenue obligation bonding authority in Act 19 totaling \$46,000,000, as indicated.

<u>Purpose</u>	<u>Amount</u>
Environmental Improvement Program	
Clean Water and Safe Drinking Water	<u>\$46,000,000</u>
GRAND TOTAL General and Revenue Obligation Bonds	\$681,099,900

[Act 19 Section: 50]

BUDGET MANAGEMENT AND COMPENSATION RESERVES

Budget Change Items

1. COMPENSATION RESERVES [LFB Papers 215, 216, 217, 218, 219, and 220]

Provide, in the 2023-25 general fund condition statement, compensation reserves of \$311,180,900 GPR in 2023-24 and \$397,930,000 GPR in 2024-25 for cost increases related to state and UW System employee salaries and fringe benefits. Total compensation reserve amounts by fund source are shown in the following table.

<u>Fund Source</u>	<u>2023-24</u>	<u>2024-25</u>
General Purpose Revenue	\$311,180,900	\$397,930,000
Federal Revenue	66,376,100	79,117,100
Program Revenue	116,493,800	138,855,000
Segregated Revenue	<u>65,481,200</u>	<u>78,050,400</u>
Total	\$559,532,000	\$693,952,500

The schedule of compensation reserves above indicates GPR funding that is reserved for anticipated cost increases to state agencies and the UW System for compensation, including prior period and inflationary increases for fringe benefits. The GPR funding reserve is a component of the general fund condition statement. Amounts for FED, PR, and SEG reflect the estimated all-funds impact to state agencies (excluding UW System) of such cost increases for compensation, which would be paid from FED, PR, and SEG revenue balances in agency appropriations.

Funding would be provided for the following items, net of a 5% reduction in each year associated with a higher than usual level of position vacancies: (a) prior period and inflationary increases for fringe benefits, \$43,519,200 GPR in 2023-24 and \$81,634,700 GPR in 2024-25; (b) general wage adjustments of 4% on July 1, 2023, and 2% on July 1, 2024, \$88,718,100 GPR in 2023-24 and \$132,414,000 GPR in 2024-25; (c) market wage and parity adjustments, \$2,000,000 GPR annually; (d) probation and parole agent pay progression, \$2,850,000 GPR in 2023-24 and \$2,964,000 GPR in 2024-25; (e) funding to continue non-security pilot add-ons applicable to the Departments of Administration, Corrections, Health Services, Military Affairs, Safety and Professional Services, and Veterans Affairs, \$3,573,800 GPR in 2023-24 (\$17,823,700 all funds) and \$3,445,500 GPR in 2024-25 (\$16,916,000 all funds); (f) information technology position generated market adjustments, \$1,187,500 GPR in 2024-25; (g) one-year extension of the retention incentive award program for protective status employees of Corrections and Health Services, \$545,200 GPR in 2023-24; and (h) modifications to the Natural Resources warden and Capitol Police pay progression, \$127,800 GPR annually.

Funding would be provided for the following items, net of a 20% reduction in 2023-24 and

15% reduction in 2024-25 associated with a higher than usual level of correctional security position vacancies: (a) correctional security position and supervisor base pay increases, including minimum pay of \$33 per hour for correctional officers, youth counselors, and psychiatric care technicians, \$143,948,600 GPR in 2023-24 and \$147,655,400 GPR in 2024-25; and (b) continuing the \$5 per hour high-vacancy add-on and agents as officers add-on, increasing the maximum-security add-on applicable to Corrections from \$2 per hour to \$3 per hour, and creating a \$1 per hour medium-security add-on applicable to Corrections, \$25,898,200 GPR in 2023-24 and \$26,501,100 GPR in 2024-25.

In addition, SEG funding would be reserved for Department of Transportation-related compensation provisions as follows: (a) for potential pay increases of up to \$5 per hour for state patrol troopers and inspectors, subject to the current law collective bargaining process, which includes approval of a negotiated agreement by the Joint Committee on Employment Relations (JCOER) and the Legislature, \$5,399,300 SEG annually; and (b) for a 10% increase in base pay for positions in the civil engineer-transportation classification series, structural engineer-transportation classification series, or transportation specialist classification series, or who are classified as civil engineer-transportation supervisor, DOT engineering chief, DOT technical services chief, structural engineer-transportation-supervisor, or transportation specialist supervisor, \$2,535,500 SEG annually.

Specify that the administrator of the Division of Personnel Management in the Department of Administration must include an extension of the retention incentive award program for protective status employees of Corrections and Health Services through 2023-24 in the proposed 2023-25 compensation plan submitted to JCOER. One-time lump sum awards (bonuses) under the program would continue to be provided in 2023-24 as follows: (a) after completion of 10 years of service, \$250; (b) after completion of 15 years of service, \$500; (c) after completion of 20 years of service, \$750; and (d) after completion of 25 years of service and every five years thereafter, \$1,000.

With regard to the timing of base pay increases such as general wage adjustments, correctional security pay increases, market adjustments, DOT engineering pay increases, and pay progression modifications, to the extent that the implementation of the 2023-25 compensation plan would follow the planned implementation date for a provision, the intent would be for lump-sum payments to be provided to eligible employees for hours in pay status dating back to the pay period of the proposed implementation date.

With regard to the 4% general wage adjustment on July 1, 2023, and 2% general wage adjustment on July 1, 2024, for state and UW System employees, amounts in compensation reserves are adjusted to account for groups of employees who would be ineligible to receive the pay increases (assistant and deputy district attorneys, assistant state public defenders, and assistant and deputy attorneys general), or who would receive pay increases as elected officials on a later date (state legislators, constitutional officers, and elected district attorneys).

Under the Wisconsin State Constitution, the compensation of a public officer may not be increased or decreased during the term of office, except that: (a) any increase in the compensation of members of the Legislature takes effect, for all Senators and Representatives, after the next

general election beginning with the new Assembly term; and (b) any increase or decrease in the compensation of Justices of the Supreme Court or judges of any other court becomes effective for all Justices or judges, upon the election or appointment of any Justice or judge. Further, under state statute, the salary of each elected district attorney is established at the rate that is in effect for their office in the state employee compensation plan on the second Tuesday of July preceding the commencement of their term of office. Therefore, state legislators would next be eligible for a pay increase in January, 2025; the State Superintendent would next be eligible for a pay increase when assuming office in July, 2025; other constitutional officers would be eligible for a pay increase in January, 2027; and elected district attorneys would be eligible for a pay increase when assuming office in January, 2025.

In addition, the Department of Justice is authorized under current law to utilize existing resources to support annual salary increases for assistant attorneys general under a pay progression plan. Further, additional funding for salary increases is provided separately elsewhere in the budget for assistant and deputy district attorneys and assistant state public defenders. Information relating to these increases may be found under sections of this document for "District Attorneys" and "Public Defender."

Generally, compensation reserves represent funding set aside in the budget to provide for any increases in state employee salary and fringe benefit costs that may be required in the biennium, but for which funding is not included in individual agency budgets as a part of the biennial budget. The reserve funds are not allocated at the time of budget development to individual agencies because neither the amount of any salary or fringe benefit cost increases, nor the specific amount of funding needed by each individual agency, is known at the time of budget development. Typically, amounts within compensation reserves are funds to pay for: (a) the employer share of increased premium costs in the forthcoming fiscal biennium for state employee health insurance; (b) the costs of any general wage adjustments or other proposed pay increases; (c) increases in the employer share of contributions to the state retirement fund for employees' future state retirement benefits; and (d) the accumulated sick leave conversion credit program, income continuation benefits, and payments for pension obligation bonds issued to cover the state's unfunded prior service liability for retirement benefits and unfunded liability for sick leave conversion credits.

The following table identifies the components of the compensation reserves calculation.

GPR and All-Funds Compensation Reserves Components

	<u>2023-24</u>	<u>2024-25</u>	<u>Biennium</u>
Prior Period and Inflationary Increases for Fringe Benefits	\$43,519,200	\$81,634,700	\$125,153,900
General Wage Adjustments (4%/2%)	88,718,100	132,414,000	221,132,100
Correctional Security Base Pay Increases (Including \$33 Minimum)	143,948,600	147,655,400	291,604,000
Correctional Security Add-on Pay	25,898,200	26,501,100	52,399,300
Market Wage and Parity Adjustments	2,000,000	2,000,000	4,000,000
Probation and Parole Agent Pay Progression	2,850,000	2,964,000	5,814,000
Funding to Continue Pilot Add-ons	3,573,800	3,445,500	7,019,300
Information Technology Generated Market Adjustments	0	1,187,500	1,187,500
Retention Incentive Awards for Protective Employees of Corrections, Health Services	545,200	0	545,200
Natural Resources Warden and Capitol Police Pay Progression	<u>127,800</u>	<u>127,800</u>	<u>255,600</u>
Compensation Reserves Total - GPR	\$311,180,900	\$397,930,000	\$709,110,900
Compensation Reserves Total - All Funds	\$559,532,000	\$693,952,500	\$1,253,484,500

[Act 19 Sections: 49 and 9101(3)]

2. **REQUIRED GENERAL FUND STRUCTURAL BALANCE** [LFB Paper 221]

Suspend the statutory provision requiring a structural balance in 2024-25 so that it would not apply to any legislation enacted in the 2023-24 legislative session.

[Act 19 Section: 9128(1)]

BUILDING COMMISSION

Budget Summary					FTE Position Summary		
	2022-23	Act 19		2023-25 Change Over		There are no full time positions authorized for the Building Commission.	
Fund	Adjusted Base	2023-24	2024-25	Base Year Doubled	Amount		%
GPR	\$40,148,200	\$26,589,200	\$43,846,700	-\$9,860,500			- 12.3%
PR	561,400	430,900	660,200	- 31,700			- 2.8
SEG	<u>1,024,200</u>	<u>1,024,200</u>	<u>1,024,200</u>	<u>0</u>			0.0
TOTAL	\$41,733,800	\$28,044,300	\$45,531,100	-\$9,892,200			-11.9%

Budget Change Items

1. DEBT SERVICE REESTIMATE [LFB Papers 106 and 230]

GPR	-\$9,860,500
PR	<u>- 31,700</u>
Total	-\$9,892,200
GPR-Lapse	-\$3,410,000

Modify funding by -\$13,559,000 GPR in 2023-24 and \$3,698,500 GPR in 2024-25 to reflect the reestimate of GPR debt service costs on state general obligation bonds and short-term debt. Modify funding by -\$130,500 PR in 2023-24 and \$98,800 PR in 2024-25 for debt service on PR-supported bonds.

In addition, estimate a general fund lapse of -\$860,000 in 2023-24 and -\$550,000 in 2024-25 to reflect GPR savings from the recent issuance of refunding bonds. Estimate a general fund lapse of -\$1,000,000 in each year of the 2023-25 biennium to reflect GPR savings from the use of interest earnings of funds deposited to the bond security and redemption fund.

2. GPR TRANSFER TO THE CAPITAL IMPROVEMENT FUND [LFB Paper 236]

GPR-Transfer	\$1,234,081,900
--------------	-----------------

Transfer \$1,234,081,900 in the 2023-25 biennium from the general fund to the state capital improvement fund. Specify that the moneys transferred under this provision would be kept separate from other moneys in the capital improvement fund and would have to be used, in lieu of bonding, to fund building projects authorized in the 2023-25 State Building Program or modifications to prior building programs as specified in Act 19. Specify that \$20,000,000 of this amount could be used by the Building Commission for inflationary purposes, subject to approval by the Joint Committee on Finance. Create a continuing appropriation authorizing the expenditure of these moneys. All earnings on or income from the investment of the transferred moneys would be deposited in the general fund. Additionally, any excess moneys that are not used to fund building projects would be transferred to the general fund.

[Act 19 Sections: 2, 48, 189, and 9251(1)]

3. TRANSFER TO THE BUILDING TRUST FUND

Transfer \$18,000,000 from DOA's capital planning and building construction services program revenue appropriation to the building trust fund in 2023-24. The DOA program revenue appropriation receives moneys for the provision of building construction and capital planning services provided on behalf of state agencies. These amounts include amounts assessed to building program projects by the DOA Division of Facilities Development for their management of those projects and for assistance to the Building Commission in the performance of their duties. The fiscal effect of this item is shown under "Department of Administration -- Facilities."

[Act 19 Section: 9201(1)]

4. GENERAL OBLIGATION REFUNDING AUTHORITY

Increase the amount of state public debt that may be contracted to refund unpaid indebtedness for tax-supported or self-amortizing facilities by \$1.725 billion, from \$9.51 billion to \$11.235 billion. Under current law, the Building Commission is authorized to contract public debt of up to \$9.51 billion to refund unpaid premium and interest amounts for tax-supported or self-amortizing facilities. Debt incurred under this appropriation is repaid from the appropriations that provide for the retirement of public debt incurred for facilities in proportional amounts to the purposes for which the debt was refinanced. No bonds may be issued unless the true interest costs to the state can be reduced.

[Act 19 Section: 183]

5. ADDITIONAL BUILDING TRUST FUND MONEYS

Provide \$32,000,000 GPR to the Joint Committee on Finance's supplemental appropriation to be released to the building trust fund, subject to approval by the Joint Committee on Finance. Create a GPR appropriation under the Building Commission to accomplish this purpose. The fiscal effect of this item is shown under "Program Supplements."

[Act 19 Section: 188]

BUILDING PROGRAM

1. 2023-25 ENUMERATED PROJECTS [LFB Paper 235]

All Funds \$1,997,866,200

Provide \$1,997,866,200 from all funding sources of 2023-25 building program financing authority for: (a) specific enumerated projects (\$1,401,582,300); and (b) all agency projects (\$596,283,900).

Specify that funding for enumerated and all agency projects be drawn from the following sources: (a) \$275,799,900 from new general obligation bonding authority; (b) \$154,435,000 from general obligation bonding authority that is currently authorized; (c) \$18,500,200 from existing revenue bonding authority; (d) \$241,617,800 from agency operating funds; (e) \$1,074,648,300 from segregated revenue; (f) \$98,622,200 from federal funds; and (g) \$134,242,800 from gifts, grants, and other receipts. Define "segregated revenue" as the moneys transferred from the general fund to the capital improvement fund to be used to fund building projects authorized in the 2023-25 state building program. Specify that "segregated revenue" could also be used to fund modifications to prior building program projects included in Act 19.

The funding sources for the 2023-25 building program by agency are shown in Table 1. The major agency projects enumerated as part of the 2023-25 state building program are listed in Table 2, along with the amount of segregated revenue and total amount enumerated for each project. Tables 3 and 4 list the projects included in the UW System's minor facilities renewal projects program and the instructional space projects program. Table 5 shows segregated revenue and total funding from all funding sources for the 2023-25 building program, funds allocated for project planning, and modifications to prior building programs. Descriptions of projects allocated planning funds and modifications to prior building program projects are included in separate items of this summary.

The total amount of segregated revenue listed on Table 5 is \$1,234,081,900. This amount is transferred from the general fund in 2023-24 and is recorded as "segregated revenue" under the building program.

[Act 19 Sections: 9104(1), 9104(14), and 9104(15)]

TABLE 1

Act 19 Funding Sources for the 2023-25 Building Program

	New General Obligation Bonds		Existing General Obligation Bonds	Existing Revenue Bonds	Agency Operating Funds	Segregated Revenue	Gifts, Grants, and Other	Federal	Total
	<u>PR</u>	<u>SEG</u>							
Administration	\$8,878,000	-	-	-	-	\$6,400,000	-	-	\$15,278,000
Building Commission	-	-	-	-	-	86,539,000	\$131,339,000	-	217,878,000
Corrections	-	-	-	-	-	50,640,000	-	-	50,640,000
Health Services	-	-	-	-	-	28,441,000	-	-	28,441,000
Military Affairs	-	-	-	-	-	27,317,000	-	\$41,157,000	68,474,000
Natural Resources	-	\$19,114,000	-	-	-	40,772,300	-	-	59,886,300
Transportation	-	-	-	\$11,490,000	-	-	-	-	11,490,000
University of Wisconsin System	104,922,000	-	\$144,435,000	-	\$154,168,000	527,075,000	-	-	930,600,000
Veterans Affairs	<u>6,431,000</u>	-	-	-	-	<u>12,464,000</u>	-	-	<u>18,895,000</u>
Subtotal	\$120,231,000	\$19,114,000	\$144,435,000	\$11,490,000	\$154,168,000	\$779,648,300	\$131,339,000	\$41,157,000	\$1,401,582,300
All Agency									
Facilities Repair and Renovation	\$50,000,000	\$7,039,300	\$9,897,000	\$7,010,200	\$42,161,900	\$195,000,000	\$1,135,800	\$39,512,400	\$351,756,600
Utilities Repair and Renovation	35,000,000	4,415,600	-	-	8,298,000	70,000,000	-	9,629,600	127,343,200
Health, Safety and Environmental Protection	2,000,000	-	103,000	-	6,117,600	20,000,000	1,768,000	714,000	30,702,600
Preventive Maintenance Program	870,000	-	-	-	-	-	-	-	870,000
Programmatic Remodeling and Renovation	12,130,000	-	-	-	19,833,000	5,000,000	-	6,022,800	42,985,800
Capital Equipment and Acquisition	-	-	-	-	-	5,000,000	-	-	5,000,000
Land and Property Acquisition	-	-	-	-	10,615,500	-	-	-	10,615,500
Energy Conservation	<u>25,000,000</u>	-	-	-	<u>423,800</u>	-	-	<u>1,586,400</u>	<u>27,010,200</u>
Subtotal	\$125,000,000	\$11,454,900	\$10,000,000	\$7,010,200	\$87,449,800	\$295,000,000	\$2,903,800	\$57,465,200	\$596,283,900
TOTAL	\$245,231,000	\$30,568,900	\$154,435,000	\$18,500,200	\$241,617,800	\$1,074,648,300	\$134,242,800	\$98,622,200	\$1,997,866,200

TABLE 2

**State Agency 2023-25 Enumerated Major Projects
Total Project Authority (All Funding Sources)**

	<u>Act 19</u>	
	<u>Segregated Revenue</u>	<u>Total Enumeration</u>
Administration		
Wisconsin Air Services – New Airplane Hangar		\$4,675,000
State Capitol – Sidewalk & Storm Water Piping Replacement	\$6,400,000	6,400,000
Hill Farms Building D – State Lab of Hygiene – New Lab		<u>4,203,000</u>
Total	<u>\$6,400,000</u>	<u>\$15,278,000</u>
Building Commission		
Children's Wisconsin – Dental Clinic Expansion – Milwaukee County	\$4,789,000	\$9,578,000
Marquette University – School of Dentistry Upgrades – Milwaukee	10,750,000	28,000,000
Versiti Blood Research Institute Addition – Milwaukee County	10,000,000	63,500,000
Regional Forensic Science Center – Marathon County	7,000,000	14,800,000
Food and Farm Exploration Center	3,000,000	41,000,000
Badgerland after School Enrichment Program (BASE)	1,000,000	11,000,000
Grants for Local Projects	<u>50,000,000</u>	<u>50,000,000</u>
Total	<u>\$86,539,000</u>	<u>\$217,878,000</u>
Corrections		
Statewide - Minor Facilities Renewal Program – Roof and ADA Compliance	\$4,099,000	\$4,099,000
Dodge Correctional Institution – Health Services Unit Replacement	28,851,000	28,851,000
Lincoln Hills School/Copper Lake School – School Building HVAC Improvements	5,723,000	5,723,000
Fox Lake Correctional Institution – Vocational Building Elevated Walkway Replacement	<u>11,967,000</u>	<u>11,967,000</u>
Total	<u>\$50,640,000</u>	<u>\$50,640,000</u>
Health Services		
Statewide – Minor Facilities Renewal Program – HVAC Improvements	\$8,330,000	\$8,330,000
Systemwide – Minor Facilities Renewal Program – Envelope Repairs	<u>20,111,000</u>	<u>20,111,000</u>
Total	<u>\$28,441,000</u>	<u>\$28,441,000</u>
Military Affairs		
Madison AASF 2 – Fire Suppression System	\$932,000	\$3,906,000
Black River Falls – New Readiness Center	11,455,000	45,819,000
Statewide – Tower Updates, Phase II	13,656,000	13,656,000
Madison AASF 2 – Remodel Hangar Pod Doors 5 and 6	1,112,000	4,446,000
Watertown Readiness Center – New Motor Vehicle Storage Building	<u>162,000</u>	<u>647,000</u>
Total	<u>\$27,317,000</u>	<u>\$68,474,000</u>
Natural Resources		
Pattison State Park – Dam Reconstruction	\$7,848,000	\$7,848,000
Statewide – Trail Accessibility Improvements	3,957,000	3,957,000
Badger State Trail – Stewart Tunnel Repair	6,606,000	6,606,000
Friendship Ranger Station – Fire Response Ranger Station Replacement		7,649,000
Crandon Ranger Station – Fire Response Ranger Station Replacement		4,512,000
Potawatomi State Park – Observation Tower	500,000	500,000
Lemay Forestry Center – New Fire Response Equipment Facility		3,023,000
Lemay Forestry Center – New Fire Equipment Fabrication Storage Facility		3,930,000
Montello/Fox River – Lock Channel Repairs	5,026,900	5,026,900
Horicon Marsh – Main Dam	3,023,000	3,023,000
Peninsula State Park – Renovate 5 Tennison T/S Buildings	3,571,600	3,571,600
Gov Earl Peshtigo River State Forest – Repair and Replace Boat Access Sites Property-wide	7,117,800	7,117,800
Rock Island State Park – Historic Boat House Break Wall/Pier Replacement	<u>3,122,000</u>	<u>3,122,000</u>
Total	<u>\$40,772,300</u>	<u>\$59,886,300</u>

	<u>Act 19</u>	
	<u>Segregated</u>	<u>Total</u>
	<u>Revenue</u>	<u>Enumeration</u>
Transportation		
Spooner – Multi-Divisional Replacement Facility		\$11,490,000
UW System		
Systemwide – Instructional Space Projects Program	\$46,604,000	\$46,604,000
Systemwide – Minor Facilities Renewal Program	64,827,000	89,939,000
Stout - Heritage Hall Addition & Renovation	138,887,000	138,887,000
Oshkosh – Gruenhagen Conference Center Plumbing Riser Replacement		20,462,000
Stevens Point – Champions Hall Addition & Renovation/Two Building Demolition		32,906,000
Oshkosh - Donner-Webster Residence Halls Additions & Renovations		57,671,000
La Crosse – Center for the Arts Parking Ramp/University Police Building Addition		27,642,000
Eau Claire – Science/Health Science Building Completion/Phillips Hall Demolition	226,757,000	231,326,000
Madison – Camp Randall Sports Center Replacement	<u>50,000,000</u>	<u>285,163,000</u>
Total	\$527,075,000	\$930,600,000
Veterans Affairs		
King – Power Plant Chillers Repair, Phase II	\$3,464,000	\$9,895,000
Wisconsin Veterans Museum – Museum Upgrade and Expansion – Acquisition Only	<u>9,000,000</u>	<u>9,000,000</u>
Total	\$12,464,000	\$18,895,000
All Agency Program		
Facility Maintenance and Repair	\$195,000,000	\$351,756,600
Utility Repair and Renovation	70,000,000	127,343,200
Health, Safety, and Environmental Protection	20,000,000	30,702,600
Preventive Maintenance		870,000
Programmatic Remodeling and Renovation	5,000,000	42,985,800
Capital Equipment Acquisition	5,000,000	5,000,000
Land and Property Acquisition		10,615,500
Energy Conservation		<u>27,010,200</u>
Total	\$295,000,000	\$596,283,900
Grand Total	\$1,074,648,300	\$1,997,866,200

TABLE 3**2023-25 University of Wisconsin System, Minor Facilities Renewal Program**

<u>Campus</u>	<u>Project Description</u>
UW - Green Bay	Campus-wide Fire Alarm & Smoke Detection System Replacement
UW - Milwaukee	Kenilworth Square East Exterior Envelope Maintenance & Repairs
UW - Parkside	Facilities Management Center Health & Safety Renovations
UW - Stout	Swanson Library Electrical System Replacement/Exterior Envelope Maintenance & Repairs
UW - La Crosse	Graff Main Hall/Mitchell Hall Exterior Envelope Maintenance & Repairs
UW - Milwaukee	Chapman Hall/Cunningham Hall Exterior Envelope Maintenance & Repairs
UW - Platteville	Williams Fieldhouse Exterior Envelope Maintenance & Repairs
UW - Stout	Multi-building Exterior Envelope Maintenance & Repairs
UW - Whitewater	Wells Hall Elevator Modernization
UW - Madison	Nielsen Tennis Center Roof Replacement
UW - Parkside	Multi-building Telecommunications Cable Replacement
UW - Madison	Lifesaving Station Erosion Repairs & Prevention
UW - Madison	University Bay Fields Enhancements
UW - Madison	Lakeshore Path Pedestrian Bridge

TABLE 4**2023-25 University of Wisconsin System, Instructional Space Projects Program**

<u>Campus</u>	<u>Project Description</u>
UW - Parkside	Health Science Laboratory Renovations
UW - River Falls	Ag Engineering & Ag Science Laboratory Renovations
UW - Platteville	Boebel Hall Biochemistry Laboratory Renovation (Rm 327)
UW - Whitewater	Center of the Arts Metals Lab Renovation (Rm 2054)
UW - Oshkosh	Arts & Communication Center Music Hall Renovation
UW - Green Bay	Studio Arts 4th Floor Visual Arts Laboratory Renovations
UW - Eau Claire	Haas Fine Arts Art & Design Studio Renovation
UW - Stout	Communications Technology Classroom Renovations
UW - Madison	Van Hise Hall First Floor Classroom Renovations
UW - La Crosse	Wing Technology Center Computer Science Laboratory Renovation
UW - Eau Claire	Hibbard Hall Classroom Renovations
UW - Madison	Steenbock Library Active Learning Space Renovation
UW - Madison	Brogden Psychology Lecture Hall 105 Renovation

TABLE 5

Total Project Authority (All Funding Sources)

	<u>Act 19</u>	
	<u>Segregated</u>	<u>Total</u>
	<u>Revenue</u>	<u>Enumeration</u>
2023-25 Enumerated Major Projects	\$1,074,648,300	\$1,997,866,200
Planning Funds		
Department of Administration		
State Capitol - Fiber and Cable Upgrades	\$1,200,000	\$1,200,000
Department of Corrections		
Type 1 Juvenile Correctional Facility - Statewide	\$6,000,000	\$6,000,000
Department Of Health Services		
Central Wisconsin Center - Food Service Building Renovation	\$5,000,000	\$5,000,000
Winnebago Mental Health Institute - Utility and Service Tunnel Improvements	<u>3,000,000</u>	<u>3,000,000</u>
Total	\$8,000,000	\$8,000,000
Department Of Military Affairs		
Fort Mccooy - Wing Challenge Academy Design	\$700,000	\$700,000
UW System		
Milwaukee - Health Sciences Renovation	\$5,000,000	\$5,000,000
Whitewater - Winther Hall/Heide Hall Entry Additions & Renovations	<u>3,000,000</u>	<u>3,000,000</u>
Total	\$8,000,000	\$8,000,000
Total Planning Funds	\$23,900,000	\$23,900,000
Modifications to Prior Building Programs		
Department of Corrections		
Type 1 Juvenile Correctional Facility - Milwaukee County	\$32,609,000	\$78,400,000
Department Of Health Services		
Mendota Mental Health Institute - Utility Improvements	\$5,000,000	\$19,920,000
Winnebago Mental Health Institute - Patient Admissions Area	17,716,000	34,511,000
Sand Ridge Secure Treatment Center - Skilled Care Unit Expansion	<u>5,563,000</u>	<u>18,175,000</u>
Total	\$28,279,000	\$72,606,000
Department Of Military Affairs		
Clintonville Readiness Center – New Motor Vehicle Storage Building	\$63,100	\$2,786,000
West Bend AASF 1 - Hangar Addition and Fire Suppression	<u>2,726,000</u>	<u>12,671,000</u>
Total	\$2,789,100	\$15,457,000
Department Of Natural Resources		
Wausau Service Center - Service Center Addition	\$3,432,500	\$4,707,000
State Fair Park		
State Fair Park - Cream Puff Pavilion Renovation		\$12,500,000

	<u>Act 19</u>	
	<u>Segregated Revenue</u>	<u>Total Enumeration</u>
UW System		
Wisconsin Veterinary Diagnostic Laboratory -- Barron	\$5,000,000	\$14,555,000
Department Of Veterans Affairs		
Southern Wisconsin Veterans Memorial Cemetery - Administration Building Expansion and Fire Protection	\$1,083,000	\$3,708,000
Wisconsin Historical Society		
Wisconsin History Museum	<u>\$42,341,000</u>	<u>\$160,487,000</u>
Total Modifications to Prior Building Programs	\$115,533,600	\$362,420,000
Set Aside for Inflationary Increases	20,000,000	
GRAND TOTAL	\$1,234,081,900	\$2,384,186,200

2. BONDING AUTHORIZATIONS FOR THE 2023-25 BUILDING PROGRAM [LFB Paper 235] BR \$275,799,900

Provide \$275,799,900 of new general obligation bonding authority for 2023-25 building program projects, as shown in the table below.

2023-25 Building Program Bonding Authorizations

	<u>Act 19</u>
Administration	
Energy conservation projects	\$25,000,000
Housing state agencies	39,878,000
Natural Resources	
SEG revenue supported facilities	30,568,900
State Fair Park Board	
Self-amortizing facilities	5,850,000
University of Wisconsin System	
Self-amortizing facilities	164,922,000
Veterans Affairs	
Self-amortizing facilities	<u>9,581,000</u>
GRAND TOTAL	\$275,799,900

[Act 19 Sections: 179, 180, 182, and 184 thru 187]

3. MODIFICATIONS TO PRIOR BUILDING PROGRAMS [LFB Paper 235]

Modify prior building programs as follows:

a. 2015-17 Building Program

(1) Under Department of Military Affairs, create a new subdivision for projects financed by segregated revenue and provide \$2,726,000 for the "Aircraft hangar addition and renovation - West Bend" project. Under projects financed by federal funds, increase the amount for "Hangar addition -- West Bend" from \$8,350,000 to \$9,503,000. Increase the total enumeration from all fund sources from \$8,792,000 to \$12,671,000. Further, reclassify the funding added by 2019 Act 9 (\$52,000) from GPR-supported borrowing to existing GPR-supported borrowing, thereby increasing existing GPR-supported borrowing for "Hangar addition -- West Bend" from \$390,000 to \$442,000 and decreasing funding from GPR- supported borrowing to \$0.

b. 2017-19 Building Program

(1) Under the Department of Corrections, create a new subdivision for projects financed by segregated revenue and provide \$32,609,000 for "Type 1 juvenile correctional facilities -- statewide." Further, create a new subdivision for projects financed by existing GPR-supported borrowing and reclassify a portion of the GPR-supported borrowing for "Type 1 juvenile correctional facilities -- statewide" (\$45,791,000) as existing GPR-supported borrowing. Eliminate the remaining funding for GPR-supported borrowing (\$25,000,000). Increase the total enumeration from all fund sources from \$45,791,000 to \$78,400,000.

(2) Under State Fair Park, create a new subdivision for projects financed by PR- supported borrowing, and provide \$6,500,000 of that borrowing for "Cream Puff Pavilion -- West Allis." Increase the total enumeration from all fund sources from \$6,000,000 to \$12,500,000.

c. 2019-21 Building Program

(1) Under the Department of Natural Resources, create a new subdivision for projects financed by segregated revenue and provide \$3,432,500 for the "Wausau Service Center -- service center additions -- Wausau" project. Continue \$892,100 of SEG-supporting borrowing for this project. Reduce the funding for the Wausau Service Center project financed by GPR-supported borrowing from \$382,400 to \$0 to reflect the reclassification of the funding under the newly-created subdivision for projects financed by existing GPR-supported borrowing. Increase the total enumeration from all fund sources from \$1,274,500 to \$4,707,000.

(2) Under the Wisconsin Historical Society, create a new subdivision for projects financed by segregated revenue and provide \$42,341,000 for the "Wisconsin History Museum -- Madison" project. Under projects financed by gifts, grants, and other receipts, increase the amount of funding for the Wisconsin History Museum from \$30,000,000 to \$48,146,000. Reduce the funding for the Wisconsin History Museum project financed by GPR-supported borrowing from \$70,000,000 to \$0 to reflect the reclassification of the funding as existing GPR-supported borrowing. Increase the total enumeration from all fund sources from \$100,000,000 to \$160,487,000.

(3) Under the Department of Veterans Affairs, create a new subdivision for projects

financed by segregated revenue and provide \$1,083,000 for the "Wisconsin Veterans Home at Union Grove -- Southern Wisconsin Veterans Memorial Cemetery Administration Building expansion and fire protection" project. Create a new subdivision for projects financed by program revenue and provide \$123,000 for the project. Reduce the funding for the project financed by GPR-supported borrowing from \$2,176,000 to \$0 to reflect the reclassification of the funding under the newly-created subdivision for projects financed by existing GPR-supported borrowing. Increase the existing GPR-supported borrowing amount to \$2,502,000 to reflect the Building Commission's August 2022, authorization to increase the project budget by \$326,000. Increase the total enumeration from all fund sources from \$2,502,000 to \$3,708,000.

d. 2021-23 Building Program

(1) Under the Department of Health Services, create a new subdivision for projects financed by segregated revenue and provide \$17,716,000 for the "Winnebago Mental Health Institute -- patient admission area -- Oshkosh" project. Reduce the funding for the Winnebago Mental Health Institute project financed by GPR-supported borrowing from \$16,795,000 to \$0 to reflect the reclassification of the funding under the newly-created subdivision for projects financed by existing GPR-supported borrowing. Increase the total enumeration from all fund sources from \$16,795,000 to \$34,511,000.

(2) Under the Department of Health Services, create a new subdivision for projects financed by segregated revenue and provide \$5,563,000 for the "Sand Ridge Secure Treatment Center -- skilled care unit remodel -- Mauston" project. Reduce the funding for the Sand Ridge Secure Treatment Center project financed by GPR-supported borrowing from \$12,612,000 to \$0 to reflect the reclassification of the funding under the newly created subdivision for projects financed by existing GPR-supported borrowing. Increase the total enumeration from all fund sources from \$12,612,000 to \$18,175,000.

(3) Under the Department of Health Services, create a new subdivision for projects financed by segregated revenue and provide \$41,080,000 for the "Mendota Mental Health Institute -- utility improvements -- Madison" project. Reduce the funding for the Mendota Mental Health Institute project financed by GPR-supported borrowing from \$14,920,000 to \$0 to reflect the reclassification of the funding under the newly-created subdivision for projects financed by existing GPR-supported borrowing. Increase the total enumeration from all fund sources from \$14,920,000 to \$56,000,000.

(4) Under the Department of Military Affairs, create a new subdivision for projects financed by segregated revenue and provide \$63,100 for the "New motor vehicle storage buildings -- Clintonville and Waupaca" project. Under projects financed by federal funds, change the name of the project identified as "New motor vehicle storage buildings -- Marinette and Waupaca" to "New motor vehicle storage buildings -- Clintonville and Waupaca" and increase the amount from \$1,840,100 to \$2,002,000. Reduce the funding for the project financed by GPR-supported borrowing from \$720,900 to \$0 to reflect the reclassification of the funding under the newly created subdivision for projects financed by existing GPR-supported borrowing. Increase the total enumeration from all fund sources from \$2,561,000 to \$2,786,000.

(5) Under the University of Wisconsin System, create a new subdivision for projects

financed by segregated revenue and provide \$5,000,000 for the "Wisconsin Veterinary Diagnostic Laboratory -- Barron" project. Reduce the funding for the Wisconsin Veterinary Diagnostic Laboratory project financed by GPR-supported borrowing from \$9,555,000 to \$0 to reflect the reclassification of the funding under the newly created subdivision for projects financed by existing GPR-supported borrowing. Increase the total enumeration from all fund sources from \$9,555,000 to \$14,555,000.

[Act 19 Sections: 9104(4) thru 9104(7)]

4. BONDING AUTHORIZATIONS FOR PREVIOUS BUILDING PROGRAMS [LFB Paper 235]

BR	\$6,500,000
----	-------------

Provide \$6,500,000 of new general obligation bonding authority for projects authorized in previous building programs, as shown in the following table.

	<u>Act 19</u>
<i>2017-19</i>	
State Fair Park Board	
Self-amortizing Facilities	\$6,500,000

[Act 19 Section: 187]

5. 2023-25 AUTHORIZED STATE BUILDING PROGRAM APPROPRIATION [LFB Paper 236]

Create a segregated revenue continuing appropriation under the Building Commission to expend all moneys transferred from the general fund to the capital improvement fund for projects enumerated under the 2023-25 building program and modifications to prior building program projects. Specify that these moneys would fund project amounts designated as "segregated revenue".

[Act 19 Section: 189]

6. WISCONSIN NATIONAL GUARD CHALLENGE ACADEMY AT FORT MCCOY

Provide \$700,000 in segregated revenue to develop preliminary plans and specifications for the construction of the Wisconsin National Guard Challenge Academy located at Fort McCoy.

[Act 19 Section: 9104(9)]

7. UNIVERSITY OF WISCONSIN SYSTEM FACILITIES

Provide segregated revenue as follows to develop preliminary plans and specifications for the construction of University of Wisconsin System facilities: (a) \$5,000,000 for renovations related to health sciences programs and to complete renovations in the Northwest Quadrant at UW-Milwaukee;

and (b) \$3,000,000 for renovations at Winther Hall, replacement of the Heide hall roofing and exterior windows, and construction of new entrances/vertical circulation towers for both of those facilities at UW-Whitewater.

[Act 19 Section: 9104(10)]

8. PROJECT THRESHOLD ADJUSTMENTS [LFB Paper 237]

Adjust the building project thresholds as follows:

a. increase the threshold at which a project would be required to be enumerated in the state building program from \$1,000,000 to \$2,000,000;

b. increase the threshold at which the Building Commission may authorize a project for any state agency in accordance with priorities established by the Commission and may adjust the priorities by deleting, substituting, or adding new projects as needed to reflect changing program needs and unforeseen circumstances from \$1,000,000 to \$2,000,000;

c. increase the threshold at which small projects do not require Building Commission approval and can follow simplified bidding procedures from not more than \$300,000 to not more than \$600,000;

d. increase the threshold at which DOA is allowed to let construction projects to a single trade contractor for all work on the project if at least 85% of the estimated construction cost of the project is for work that involves the trade that is the primary business of the single trade contractor from \$300,000 to \$600,000;

e. increase the threshold on the size of contract for construction, reconstruction, remodeling of, or addition to state facilities that would require Building Commission approval of final plans for the project from \$300,000 to \$600,000. As under current law, State Fair Park Board projects require Building Commission approval, even if the total cost is under this threshold;

f. increase the threshold at which projects are required to utilize single prime bidding and contracting from \$300,000 to \$600,000;

g. increase the threshold at which the contracts and change orders for engineering architectural services and work on construction projects require the Governor's approval from \$300,000 to \$600,000; and

h. increase the threshold on the size of contract for which DOA would be required to seek bids from the lowest responsible qualified bidder and meet the requirements for soliciting those bids from \$50,000 to \$100,000.

[Act 19 Sections: 3 thru 7, 9, 16, 40 thru 45, 192, and 193]

9. CHILDREN'S HOSPITAL AND HEALTH SYSTEM - DENTAL CLINIC EXPANSION

Enumerate a \$9,578,000 project for the Children's Wisconsin - Milwaukee dental clinic expansion under the 2023-25 state building program. The fiscal effect is included in Item #1.

Require that the state funding commitment be in the form of a grant of up to \$4,789,000 from segregated revenue to Children's Hospital and Health System, Inc. Specify that, before approving any state funding commitment for the construction and equipment upgrades, the Building Commission make a determination that Children's Hospital and Health System, Inc. has secured additional funding for the project of at least \$4,789,000 from non-state revenue sources. Require that if the Building Commission makes a grant to Children's Hospital and Health System, Inc. for the construction of the dental clinic expansion, the state would retain an ownership interest in the space equal to the amount of the state's grant if, for any reason, the space is not used for dentistry purposes.

Specify that the Legislature finds and determines that reducing wait times and improving accessibility of dental care at the dental clinic of Children's Hospital and Health System, Inc. will improve health outcomes for children in this state, reduce the burden on urgent care and emergency services at Children's Hospital and Health System, Inc., and improve economic development in the state by increasing the capacity of the pediatric dental residency program at the dental clinic at Children's, and is a statewide responsibility of statewide dimension. Further specify that it is in the public interest, and it is the public policy of this state, to assist Children's Hospital and Health System, Inc. with the expansion of its dental clinic at its main campus.

Specify that the Building Commission may not make a grant to Children's Hospital and Health System, Inc. for the expansion of its dental clinic unless DOA has reviewed and approved plans for the project, although DOA may not supervise any services or work or let any contracts for the project. Further specify that the contracts for the project would not require approval of the DOA Secretary or the Governor.

[Act 19 Sections: 11 and 9104(17)]

10. MARQUETTE UNIVERSITY - SCHOOL OF DENTISTRY UPGRADES

Enumerate a \$28,000,000 project for Marquette University's School of Dentistry upgrades under the 2023-25 state building program. The fiscal effect is included in Item #1.

Require that the state funding commitment be in the form of a grant of up to \$10,750,000 from segregated revenue to Marquette University. Specify that, before approving any state funding commitment for the construction and equipment upgrades, the Building Commission make a determination that Marquette University has secured additional funding for the project of at least \$17,250,000 from non-state revenue sources. Require that if the Building Commission makes a grant to Marquette University for the construction and equipment upgrades to the Marquette University School of Dentistry, the state would retain an ownership interest in the facility equal to the amount of the state's grant if, for any reason, the facility is not used for dentistry purposes.

Specify that the Legislature finds and determines that improving the experiences and training of Marquette University School of Dentistry dental students, increasing the chances of continuing the supply of dentists throughout this state in future years, and improving access to oral health care statewide, particularly for Wisconsin's underserved populations via the Marquette University School of Dentistry's Main Campus Clinic and its affiliated statewide clinics, is a statewide responsibility of statewide dimension. Further specify that it is in the public interest, and it is the public policy of this state, to assist Marquette University with construction and equipment upgrades to the Marquette University School of Dentistry's main campus clinic and classrooms, affiliated clinics and classrooms statewide, and patient experience center.

Specify that the Building Commission may not make a grant to Marquette University for the construction and equipment upgrades to its School of Dentistry unless DOA has reviewed and approved plans for the project, although DOA may not supervise any services or work or let any contracts for the project. Further specify that the contracts for the project would not require approval of the DOA Secretary or the Governor.

[Act 19 Sections: 10 and 9104(18)]

11. VERSITI WISCONSIN EXPANSION

Enumerate a \$63,500,000 project for the Versiti Wisconsin, Inc. Blood Research Institute addition under the 2023-25 state building program. The fiscal effect is included in Item #1.

Require that the state funding commitment be in the form of a grant of up to \$10,000,000 from segregated revenue to Versiti Wisconsin, Inc. Specify that, before approving any state funding commitment for the construction of the project, the Building Commission make a determination that Versiti Wisconsin, Inc. has secured additional funding for the project of at least \$53,500,000 from non-state revenue sources. Require that if the Building Commission makes a grant to Versiti Wisconsin, Inc. for the expansion of the Versiti Wisconsin Blood Research Institute, the state would retain an ownership interest in the space equal to the amount of the state's grant if, for any reason, the expanded space is not used for blood research.

Specify that the Legislature finds and determines that research focused on blood health, including research in the areas of blood cancers, benign hematology, cellular therapy, and immunology is essential to the health and well-being of the people of this state, and is a statewide responsibility of statewide dimension. Further specify that it is in the public interest, and it is the public policy of this state, to assist Versiti Wisconsin, Inc. with the expansion of Versiti Wisconsin for purposes of blood research.

Specify that the Building Commission may not make a grant to Versiti Wisconsin, Inc. for the expansion of Versiti Wisconsin unless DOA has reviewed and approved plans for the project, although DOA may not supervise any services or work or let any contracts for the project. Further specify that the contracts for the project would not require approval of the DOA Secretary or the Governor.

[Act 19 Sections: 14 and 9104(16)]

12. STATEMENT OF BUILDING PROGRAM CONTINUATION

Continue the building and financing authority enumerated under previous building programs into the 2023-25 biennium. Each building program is approved only for the current biennium; this provision would continue past state building programs into the 2023-25 biennium.

[Act 19 Section: 9104(2)]

13. PROJECT LOANS

Authorize the Building Commission, during the 2023-25 biennium, to make loans from general fund-supported borrowing or the building trust fund to state agencies for any 2023-25 building program projects funded from non-GPR sources.

[Act 19 Section: 9104(3)]

14. MARATHON COUNTY - REGIONAL FORENSIC SCIENCE CENTER

Enumerate a \$14,800,000 project for a Regional Forensic Science Center in Wausau under the 2023-25 state building program. The fiscal effect is included in Item #1.

Require that the state funding commitment be in the form of a grant up to \$7,000,000 from segregated revenue to Marathon County. Specify that, before approving any state funding commitment for the construction of the project, the Building Commission make a determination that Marathon County has secured additional funding for the project of at least \$7,800,000 from non-state revenue sources. Require that if the Building Commission makes a grant to Marathon County for the Regional Forensic Science Center, the state would retain an ownership interest in the space equal to the amount of the state's grant if, for any reason, the expanded space is not used for purposes of a regional forensic sciences center.

Specify that the Legislature finds and determines that offering training and continuing educations opportunities to coroners and medical examiners, law enforcement, district attorney offices, and emergency medical and health services providers will improve the quality of the death investigation process for central and northern Wisconsin, and is a statewide responsibility of statewide dimension. Further specify that it is in the public interest, and it is the public policy of this state, to assist Marathon County with the construction of the Regional Forensic Science Center.

Specify that the Building Commission may not make a grant to Marathon County for the construction of the Regional Forensic Science Center unless DOA has reviewed and approved plans for the project, although DOA may not supervise any services or work or let any contracts for the project. Further specify that the contracts for the project would not require approval of the DOA Secretary of the Governor.

[Act 19 Sections: 15 and 9104(19)]

15. FOOD AND FARM EXPLORATION CENTER

Enumerate a \$41,000,000 project for a Food and Farm Exploration Center under the 2023-25 state building program. The fiscal effect is included in Item #1.

Require that the state funding commitment be in the form of a grant up to \$3,000,000 from segregated revenue to the Farming for the Future Foundation (FFTFF). Specify that, before approving any state funding commitment for the construction of the project, the Building Commission make a determination that FFTFF has secured additional funding for the project of at least \$38,000,000 from non-state revenue sources. Require that if the Building Commission makes a grant to FFTFF for the Food and Farm Exploration Center, the state would retain an ownership interest in the space equal to the amount of the state's grant if, for any reason, the expanded space is not used for agricultural education.

Specify that the Legislature finds and determines that providing hands-on learning experiences to teach students about agricultural innovation and sustainability will attract more interest in agricultural careers, assist in workforce and development training for elementary, secondary, technical college, and university students, and help the state retain talent, and is a statewide responsibility of statewide dimension. Further specify that it is in the public interest, and it is the public policy of this state, to assist the Farming for the Future Foundation with the construction of the Food and Farm Exploration Center.

Specify that the Building Commission may not make a grant to the Farming for the Future Foundation for the construction of the Food and Farm Exploration Center unless DOA has reviewed and approved plans for the project, although DOA may not supervise any services or work or let any contracts for the project. Further specify that the contracts for the project would not require approval of the DOA Secretary of the Governor.

[Act 19 Sections: 13 and 9104(20)]

16. BADGERLAND AFTER SCHOOL ENRICHMENT PROGRAM (BASE)

Enumerate an \$11,000,000 project for a new BASE facility under the 2023-25 state building program. The fiscal effect is included in Item #1.

Require that the state funding commitment be in the form of a grant up to \$1,000,000 from segregated revenue to the Badgerland After School Enrichment Program Inc. Specify that, before approving any state funding commitment for the construction of the project, the Building Commission make a determination that BASE has secured additional funding for the project of at least \$10,000,000 from non-state revenue sources. Require that if the Building Commission makes a grant to Base for new facility, the state would retain an ownership interest in the space equal to the amount of the state's grant if, for any reason, the expanded space is not used for an after school care facility.

Specify that the Legislature finds and determines that providing out-of-school care that inspire the local youth to be contributing, productive, and responsible members of their

Communities through intentional programming that supports positive character development and unique opportunities to grow as individuals, and is a statewide responsibility of statewide dimension. Further specify that it is in the public interest, and it is the public policy of this state, to assist BASE in the purchase and renovation of a building to serve as a facility to provide out-of-school care to youth.

Specify that the Building Commission may not make a grant to BASE for the construction of the after school care facility unless DOA has reviewed and approved plans for the project, although DOA may not supervise any services or work or let any contracts for the project. Further specify that the contracts for the project would not require approval of the DOA Secretary of the Governor.

[Act 19 Sections: 12 and 9104(21)]

17. GRANTS FOR LOCAL PROJECTS

Provide \$50,000,000 of segregated revenue to establish a grant program under the Building Commission to assist non-state organizations to carry out construction projects having a statewide public purpose. The fiscal effect is included in Item #1. Require that the Building Commission determine that the organization carrying out the project has secured additional funding for the project from non-state revenue sources in an amount that is equal to at least 50% of the construction project.

Specify that the Building Commission may not make a grant under this purpose for construction of a project unless DOA has reviewed and approved plans for the project, although DOA may not supervise any services or work or let any contracts for the project. Require that if the Building Commission makes a grant for this purpose, the state would retain an ownership interest in a space constructed with these grants equal to the amount of the state's grant if, for any reason, the expanded space is not used for one or more of the public purposes determined by the Building Commission.

[Act 19 Section: 8]

18. STATE CAPITOL - FIBER AND CABLE UPGRADES

Provide \$1,200,000 in segregated revenue to develop preliminary plans and specifications for fiber and cable upgrades at the State Capitol. The fiscal effect is included in Item #1.

[Act 19 Section: 9104(11)]

19. TYPE 1 JUVENILE CORRECTIONAL FACILITY - STATEWIDE

Provide \$6,000,000 in segregated revenue to develop preliminary plans for the construction of a new Type 1 juvenile correctional facility. The fiscal effect is included in Item #1.

[Act 19 Section: 9104(8)]

20. CENTRAL WISCONSIN CENTER - FOOD SERVICE BUILDING RENOVATION

Provide \$5,000,000 in segregated revenue to develop preliminary plans for the renovation of the Food Service Building at the Central Wisconsin Center. The fiscal effect is included in Item #1.

[Act 19 Section: 9104(12)]

21. WINNEBAGO MENTAL HEALTH INSTITUTE - UTILITY AND SERVICE TUNNEL IMPROVEMENTS

Provide \$3,000,000 in segregated revenue to develop preliminary plans for the replacement and relocation of the service tunnel and utilities at the Winnebago Mental Health Institute. The fiscal effect is included in Item #1.

[Act 19 Section: 9104(13)]

CHILD ABUSE AND NEGLECT PREVENTION BOARD

Budget Summary						FTE Position Summary				
Fund	2022-23	Act 19		2023-25 Change Over		2022-23	Act 19		2024-25	
	Adjusted Base	2023-24	2024-25	Base Year Doubled	%		2023-24	2024-25	Number	%
GPR	\$995,000	\$1,995,000	\$1,995,000	\$2,000,000	100.5%	0.00	0.00	0.00	0.00	N.A.
FED	664,900	656,700	656,700	- 16,400	- 1.2	1.00	1.00	1.00	0.00	0.0%
PR	1,568,300	1,732,100	1,732,100	327,600	10.4	6.00	6.00	6.00	0.00	0.0
SEG	<u>15,000</u>	<u>15,000</u>	<u>15,000</u>	<u>0</u>	<u>0.0</u>	<u>0.00</u>	<u>0.00</u>	<u>0.00</u>	<u>0.00</u>	N.A.
TOTAL	\$3,243,200	\$4,398,800	\$4,398,800	\$2,311,200	35.6%	7.00	7.00	7.00	0.00	0.0%

Budget Change Items

1. STANDARD BUDGET ADJUSTMENTS [LFB Paper 105]

FED	-\$16,400
PR	<u>327,600</u>
Total	\$311,200

Provide \$155,600 (-\$8,200 FED and \$163,800 PR) annually to reflect the net effect of the following standard budget adjustments: (a) full funding of continuing salaries and fringe benefits (-\$8,200 FED and \$157,200 PR annually); and (b) full funding of lease costs (\$6,600 PR annually).

2. FAMILY RESOURCE CENTERS [LFB Paper 245]

GPR	\$1,000,000
-----	-------------

Provide \$500,000 annually to increase, from \$995,000 to \$1,495,000, annual GPR funding for grants to family resource centers (FRCs).

Current law requires the Board to distribute grants to FRCs in urban and rural communities throughout the state. The FRCs use the grant funds to provide direct parent education, family support, and referrals to other social services programs and outreach programs to all families in their service areas. The Board also uses federal grant funding to support FRCs, primarily from the Community-Based Child Abuse Prevention (CBCAP) grant, which typically provides approximately \$600,000 annually.

3. TRIPLE P EXPANSION

GPR	\$1,000,000
-----	-------------

Provide \$500,000 annually to increase funding the Board distributes as grants for programs for the primary prevention of child abuse and neglect. This amount is intended to increase funding for programs implementing the Triple P model. Triple P is the Positive Parenting Program, a system of parent education and skills-development interventions. The Board has provided grants

to local agencies to implement Triple P programs, among other parent education programs, under its current authority to provide grants to organizations for the primary prevention of child abuse and neglect.

CHILDREN AND FAMILIES

Budget Summary						FTE Position Summary					
Fund	2022-23	Act 19		2023-25 Change Over		2022-23	Act 19		2024-25		
	Adjusted Base	2023-24	2024-25	Base Year Doubled	Amount		2023-24	2024-25	Number	Over 2022-23	%
GPR	\$504,827,800	\$504,911,500	\$471,741,800	-	\$33,002,300	- 3.3%	232.92	232.91	232.91	- 0.01	0.0%
FED	822,280,400	824,027,100	924,606,800	104,073,100	6.3		409.24	382.98	379.98	- 29.26	- 7.1
PR	120,919,100	125,335,700	125,437,900	8,935,400	3.7		179.51	179.51	179.51	0.00	0.0
SEG	9,274,700	9,274,700	55,927,600	46,652,900	251.5		0.00	0.00	0.00	0.00	N.A.
TOTAL	\$1,457,302,000	\$1,463,549,000	\$1,577,714,100	\$126,659,100	4.3%		821.67	795.40	792.40	- 29.27	- 3.6%

Budget Change Items

TANF and Economic Support

1. OVERVIEW OF TANF AND CCDF-RELATED REVENUES AND EXPENDITURES

This item presents an overview of estimates of revenue available to fund economic support and TANF-funded programs in the 2023-25 biennium, and expenditures for these programs budgeted under 2023 Wisconsin Act 19. "TANF" refers to the federal temporary assistance for needy families program. "CCDF" refers to the Child Care Development Fund, which is comprised of funding the state receives under the federal Social Security Act and the Child Care and Development Block Grant (CCDBG).

As shown in Table 1, the opening balance and total revenues are estimated at \$1,175.5 million in 2023-24 and \$1,122.6 million in 2024-25. The opening balance reflects \$11.0 million of unspent supplemental CCDF previously provided to support a child care subsidy rate increase in 2021-22 that could not be expended due to a decrease in child care subsidy expenditures during the COVID pandemic.

Compared to the adjusted base, GPR is increased by \$0.7 million annually, federal CCDF revenues are increased by \$8.7 million annually, and federal TANF revenues estimated to be reduced by \$3.7 million in resolution of a state appeal of a series of penalties issued by the federal Department of Health and Human Services, and corrective compliance plans undertaken by DCF, relating to work participation targets for TANF-related programs from FFY 2011-12 through 2016-17.

Under Act 19, total expenditures would be \$715.5 million in 2023-24 and \$797.6 million in 2024-25. These amounts include all funds, and represent a decrease from the base budget of \$12.2 million in 2023-24 and an increase of \$70.0 million in 2024-25. The changes in funding represent reestimates, and changes in the amounts that would be budgeted for some current programs, and decreased funding for other programs.

In addition to reestimating revenues, Table 1 reflects the repeal of an obsolete allocation for the Milwaukee offender reentry pilot program, which concluded as of June, 2023.

TABLE 1
W-2 and TANF Related Revenue and Expenditures
Act 19

	<u>Adjusted Base</u>	<u>Act 19</u>		<u>Change to Base</u>		<u>Item</u>
		<u>2023-24</u>	<u>2024-25</u>	<u>2023-24</u>	<u>2024-25</u>	
Opening Balance (Carryover)		\$516,500,000	\$459,998,200			
Revenue						
GPR Appropriations Base Funding	\$160,381,400	\$161,070,100	\$161,070,100	\$688,700	\$688,700	13
FED -- TANF Block Grant	311,009,600	307,336,800	311,009,600	-3,672,800	0	
FED -- CCDF	163,919,100	172,614,100	172,614,100	8,695,000	8,695,000	
FED -- CCDF & TANF Recoveries	4,287,600	4,287,600	4,287,600	0	0	
PR -- Child Support Collections	2,749,000	2,749,000	2,749,000	0	0	
PR -- Child Care Fees	1,530,800	1,500,000	1,500,000	-30,800	-30,800	21
PR -- Social Services Block Grant	100,000	100,000	100,000	0	0	
PR -- Public Assistance Recoveries	160,600	160,600	160,600	0	0	
SEG -- Public Benefits Fund (SEG)	<u>9,139,700</u>	<u>9,139,700</u>	<u>9,139,700</u>	<u>0</u>	<u>0</u>	
Total Revenues	\$653,277,800	\$658,957,900	\$662,630,700	\$5,680,100	\$9,352,900	
Total Available		\$1,175,457,900	\$1,122,628,900			
Expenditures						
<i>Child Care</i>						
Direct Child Care Services	\$383,900,400	\$368,834,800	\$428,779,700	-\$15,065,600	\$44,879,300	3, 4, 5, 6, 7
Quality Care for Quality Kids	16,683,700	28,518,700	46,018,700	11,835,000	29,335,000	8, 9, 10, 11, 12
Child Care Admin. and Licensing	42,877,700	45,796,000	45,570,300	2,918,300	2,692,600	13, 21
<i>Employment Programs</i>						
W-2 Benefits	34,000,000	28,000,000	29,000,000	-6,000,000	-5,000,000	14
W-2 Worker Supplement	2,700,000	2,700,000	2,700,000	0	0	
W-2 Service Contracts	57,071,200	57,071,200	57,071,200	0	0	
Transitional/Transform Milwaukee Jobs	9,500,000	9,500,000	9,500,000	0	0	
Children First	1,140,000	1,140,000	1,140,000	0	0	
<i>Child Welfare Programs</i>						
Kinship Care Benefits & Assessments	31,441,800	31,719,200	35,661,000	277,400	4,219,200	15
Child Welfare Safety Services	10,314,300	10,314,300	10,314,300	0	0	
Child Welfare Prevention Services	6,789,600	6,789,600	6,789,600	0	0	
Child Abuse Prevention Grant	500,000	500,000	500,000	0	0	
Substance Abuse Prevention Grant	500,000	500,000	500,000	0	0	
<i>Housing Programs</i>						
Emergency Assistance	6,000,000	6,000,000	6,000,000	0	0	
Homeless Grants	500,000	500,000	500,000	0	0	
Case Mgt. Services for Homeless Families	500,000	500,000	500,000	0	0	

	<u>Adjusted Base</u>	<u>Act 19</u>		<u>Change to Base</u>		<u>Item</u>
		<u>2023-24</u>	<u>2024-25</u>	<u>2023-24</u>	<u>2024-25</u>	
<i>Grant Programs</i>						
Boys & Girls Clubs of America	\$2,807,000	\$7,807,000	\$2,807,000	\$5,000,000	\$0	16
GED Test Assistance	241,300	241,300	241,300	0	0	
Adult Literacy	118,100	118,100	118,100	0	0	
Legal Services	500,000	500,000	500,000	0	0	
Families and Schools Together	250,000	250,000	250,000	0	0	
Jobs for America's Graduates	500,000	1,000,000	1,000,000	500,000	500,000	17
Wisconsin Community Services	400,000	400,000	400,000	0	0	
Fostering Futures	560,300	560,300	560,300	0	0	
Child Support Debt Reduction	0	0	0	0	0	
Skills Enhancement Grants	0	500,000	500,000	500,000	500,000	20
<i>Administrative Support</i>						
Public Assistance & TANF Admin.	17,820,700	19,015,300	19,424,300	1,194,600	1,603,600	18
Local Fraud Prevention	605,500	605,500	605,500	0	0	
Funding Transfers to Other Agencies						
DHS -- SSI Caretaker Supplement	18,145,000	9,699,900	10,990,400	-8,445,100	-7,154,600	19
DHS -- Social Services Block Grant	14,653,500	14,653,500	14,653,500	0	0	
DOR -- Earned Income Tax Credit	<u>66,600,000</u>	<u>61,725,000</u>	<u>65,002,000</u>	<u>-4,875,000</u>	<u>-1,598,000</u>	22
Total Expenditures	\$727,620,100	\$715,459,700	\$797,597,200	-\$12,160,400	\$69,977,100	
Year-End Closing Balance		\$459,998,200	\$325,031,700			

[Act 19 Sections: 289 and 298]

2. DIRECT CHILD CARE SERVICES -- OVERVIEW

The following table summarizes the funding in Act 19 that would be allocated, by statute, for direct child care services. The table includes the five items described below: (a) the estimated cost-to-continue base subsidies for the Wisconsin Shares child care subsidy program; (b) changing Wisconsin Shares authorizations based on full- and part-time authorizations, rather than on an hourly basis; (c) setting a single initial eligibility and phase-out threshold for Wisconsin Shares subsidies at 200% FPL, beginning in 2024-25; (d) changing the copayment phase-out to \$1 for every \$5 increase in a participating household's income, rather than \$1 for to every \$3 increase in a participating household's income, as under current law, beginning in 2024-25; and (e) increased funding for tribal child care contracts.

<u>Budget Items</u>	<u>Base Funding</u>	<u>2023-24</u>	<u>2024-25</u>	<u>Change to Base</u>	
				<u>2023-24</u>	<u>2024-25</u>
Wisconsin Shares Reestimate	\$369,045,400	\$300,145,400	\$315,145,000	-\$68,900,000	-\$53,900,400
Part/Full-Time Authorization	0	53,459,800	71,279,700	53,459,800	71,279,700
County Contracts	14,855,000	14,855,000	14,855,000	0	0
Tribal Contracts	0	375,000	500,000	375,000	500,000
Initial Eligibility Expansion	0	0	5,000,000	0	5,000,000
Subsidy Phase-out	<u>0</u>	<u>0</u>	<u>22,000,000</u>	<u>0</u>	<u>22,000,000</u>
Total	\$383,900,400	\$368,835,200	\$428,779,700	-\$15,065,200	\$44,879,300

3. DIRECT CHILD CARE -- WISCONSIN SHARES SUBSIDY REESTIMATE [LFB Paper 251]

FED	- \$122,800,800
-----	-----------------

Reduce funding by \$68,900,400 FED in 2023-24 and by \$53,900,400 FED in 2024-25 to reflect estimates of the cost of subsidies under current law. The downward estimate is the result of two main factors. First, current law allocates funding for YoungStar bonuses (approximately \$19 million annually) under the TANF allocation for direct care subsidies. However, as of the beginning of 2021, YoungStar bonus payments ended and were effectively subsumed within the Child Care Counts program, thereby reducing expenditures for direct child care subsidies. Second, provisions of 2019 Act 9 and 2021 Act 58 provided for substantial increases in program spending to support subsidy increases that were anticipated to increase caseloads. However, for several reasons, including reduced demand for childcare services during the COVID-19 pandemic, caseloads decreased rather than increased and have not yet recovered to their previous levels.

[Act 19 Section: 293]

4. DIRECT CHILD CARE SUBSIDIES -- PART-TIME AND FULL-TIME AUTHORIZATIONS [LFB Paper 251]

FED	\$124,739,500
-----	---------------

Provide \$53,459,800 in 2023-24 and \$71,279,700 in 2024-25 to fund the full cost of implementing Wisconsin Shares authorizations based on part-time and full-time authorizations, instead of exact hourly authorizations. Under current practice, authorizations for child care may be for full-time care (between 35 and 50 hours per week) or part-time care (less than 35 hours per week). Additional time may also be authorized, although a child cannot be authorized for more than 75 hours per week.

Federal law requires that subsidy payments reflect generally accepted payment practices of child care providers who serve children who do not receive CCDF subsidies, including payments made based on full- or part-time reservations. The federal Administration for Children and Families conditionally approved the state's federal fiscal years 2022-2024 CCDF plan with the requirement that DCF develop new policies for rate authorizations using part-time and full-time authorizations.

According to DCF, under the new system, authorizations under 21 weekly hours will receive a part-time rate, and authorizations of 21 hours or more will receive a full-time rate. DCF estimates the cost of this change is \$71.3 million on an annualized basis, with the new authorizations beginning October, 2023.

[Act 19 Section: 293]

5. DIRECT CHILD CARE SERVICES -- SUBSIDY PHASE-OUT [LFB Paper 251]

FED	\$22,000,000
-----	--------------

Provide \$22,000,000 in 2024-25 and change the increase in Wisconsin Shares copayments above the phase-out threshold to \$1 for every \$5 increase in a participating household's income, rather than \$1 for to every \$3 increase in a participating household's income, as under current law,

beginning in 2024-25.

[Act 19 Sections: 287, 293, and 9406(1r)]

6. DIRECT CHILD CARE SERVICES -- WISCONSIN SHARES INITIAL ELIGIBILITY EXPANSION [LFB Paper 251]

FED	\$5,000,000
-----	-------------

Provide \$5,000,000 in 2024-25 to set a single initial eligibility and phase-out threshold for Wisconsin Shares subsidies at 200% of the federal poverty level (FPL), beginning in 2024-25. Under current law, applicants are financially eligible for Wisconsin Shares if their annual income is at or below 185% of the FPL. Through fiscal year 2023-24, the required family copayments increase by \$1 for every \$3 a participating family's income increases above the 200% FPL phase out threshold. (Under Act 19, the copayments increase \$1 for every \$5 increase in a participating households income, beginning in 2024-25.) Families remain financially eligible so long as their income remains at or below the phase-out threshold of 85% of the state median income.

[Act 19 Sections: 286, 293, and 9406(1r)]

7. DIRECT CHILD CARE SERVICES -- TRIBAL CONTRACTS

FED	\$875,000
-----	-----------

Provide \$375,000 in 2023-24 and \$500,000 2024-25 to increase funding for tribal child care contracts. Nine of the state's 11 tribes currently have child care contracts with DCF to carry out state child care certification activities, Wisconsin Shares authorizations and administration, and fraud prevention and investigations. Funding could support increases to existing tribal child care contracts, which could support at least one additional FTE position per tribe.

[Act 19 Section: 293]

8. QUALITY CARE FOR QUALITY KIDS -- SOCIAL EMOTIONAL LEARNING INITIATIVE [LFB Paper 254]

FED	\$1,070,000
-----	-------------

Provide \$535,000 annually to increase funding for social emotional learning (SEL) initiatives to assist children and youth to manage their emotions, develop self-control, sustain supportive relationships, and reduce problem behaviors. Including base funding (\$535,000), overall funding for such programs is \$1,070,000 annually.

[Act 19 Section: 295]

9. QUALITY CARE FOR QUALITY KIDS -- QUALITY RATING AND IMPROVEMENT SYSTEM (YOUNGSTAR) [LFB Paper 253]

FED	\$30,000,000
-----	--------------

Provide \$10,000,000 in 2023-24 and \$20,000,000 in 2024-25 to the statutory allocation for quality care for quality kids to fund the resumption of YoungStar adjustment to subsidies under

the Wisconsin Shares child care subsidy program based on the number of stars child care providers earn.

[Act 19 Sections: 285 and 295]

10. QUALITY CARE FOR QUALITY KIDS -- TEACH SCHOLARSHIPS AND REWARD STIPENDS [LFB Paper 254]

FED	\$5,000,000
-----	-------------

Provide \$5,000,000 in 2024-25 to support enhanced TEACH scholarships and REWARD stipends. The TEACH program provides scholarships to teachers and child care providers for educational costs directly related to the child care field. The REWARD program provides stipends to child care providers and teachers, provided that they meet certain requirements for education, employment, and career longevity. Stipend amounts are based on the individual's career level in the Registry, a credential system for the child care and education profession. The Registry awards certificates for specialized teaching fields and determines an individual's placement into the career levels system based on the individual's education and training.

[Act 19 Section: 295]

11. QUALITY CARE FOR QUALITY KIDS -- SHARED SERVICES NETWORK [LFB Paper 254]

FED	\$2,500,000
-----	-------------

Provide \$2,500,000 in 2024-25 to support development and expansion of the Wisconsin Early Education Shared Services Network (WEESN). Child care providers use WEESN to pool resources and achieve economies of scale in purchasing supplies, conducting training, and recruiting workers.

[Act 19 Sections: 284 and 295]

12. QUALITY CARE FOR QUALITY KIDS -- CHILD CARE RESOURCE AND REFERRAL

FED	\$2,600,000
-----	-------------

Provide \$1,300,000 annually for child care resource and referral services. Wisconsin contracts with locally based child care resource and referral agencies to provide the following services: (a) connect parents with child care services and consumer education to make informed choices in selecting child care; (b) provide guidance to parents on child development, early learning, child abuse and neglect prevention, health and wellness, early care and education, and school-readiness; (c) develop professionals who care for and educate children; (d) deliver training and professional development, conferences, on-site consultation, and networking opportunities; (e) design, implement, and evaluate child care quality improvement initiatives; and (f) collect, analyze, and share data about early child care and education. Resource and referral agencies also function as local YoungStar offices. Together with base funding, overall funding would be \$2,598,600 annually.

[Act 19 Sections: 283 and 295]

13. CHILD CARE -- STATE ADMINISTRATION

	Funding	Positions
GPR	\$1,377,400	0.00
FED	<u>4,184,500</u>	<u>-1.00</u>
Total	\$5,561,900	-1.00

Increase funding by \$2,893,800 (\$688,700 GPR and \$2,205,100 FED) in 2023-24 and \$2,668,100 (\$688,700 GPR and \$1,979,400 FED) in 2024-25 for state administration of child care programs, including the following.

Online Licensing. Provide \$994,400 FED in 2023-24 and \$426,900 FED in 2024-25 for the costs of transitioning childcare provider licensing from a paper-based system to an online format.

Child Care Statewide Administration on the Web (CSAW). Increase funding by \$688,700 GPR annually to reflect the transfer of the administrative responsibilities for, and costs of, CSAW from the Department of Health Services to DCF. CSAW is used to create authorizations for families to receive Wisconsin Shares child care subsidies. A corresponding GPR reduction is reflected under "Health Services -- FoodShare and Public Assistance Administration."

CARES. Provide \$126,200 FED in 2023-24 and \$200,400 FED in 2024-25 to support administrative vendor contract costs for the Client Assistance for Re-employment and Economic Support (CARES) system.

Cybersecurity. Provide \$376,900 FED annually to support DCF's cybersecurity plan, which is summarized under "Departmentwide."

Standard Budget Adjustments. Increase CCDF funding by \$707,600 FED in 2023-24 and by \$975,200 FED in 2024-25 to reflect standard budget adjustments, including: (a) turnover reduction (-\$627,700 annually); (b) full funding of continuing position salaries and fringe benefits (\$968,100 annually); (c) full funding of lease and directed moves costs (-\$102,600 in 2023-24 and -\$128,300 in 2024-25); and (d) a realignment of funding and positions within the Department (-\$146,700 annually). Finally, a funding increase of \$616,500 in 2023-24 and \$909,800 in 2024-25 would be for staff costs associated with health insurance, retirement, and reserves.

[Act 19 Section: 294]

14. WISCONSIN WORKS BENEFITS REESTIMATE [LFB Paper #250]

FED	-\$11,000,000
-----	---------------

Reduce funding for Wisconsin Works (W-2) benefits payments by \$6,000,000 in 2023-24 and by \$5,000,000 in 2024-25 to fund projected costs in the 2023-25 biennium. Base funding for W-2 benefits is \$34,000,000, so a total of \$28,000,000 in 2023-24 and \$29,000,000 in 2024-25 in TANF funds would be budgeted to fund W-2 benefits.

[Act 19 Section: 288]

15. KINSHIP CARE [LFB paper 266]

FED	\$4,496,600
-----	-------------

Increase TANF funding for kinship care payments by \$277,400 in 2023-24 and \$4,219,200 in 2024-25 to reflect caseload estimates and to fund an increase the monthly rate from \$300 to \$375, beginning January 1, 2024. Additional information on this item is provided under "Child Welfare."

[Act 19 Section: 297]

16. BOYS AND GIRLS CLUBS [LFB Paper 255]

FED	\$5,000,000
-----	-------------

Provide \$5,000,000 in 2023-24 to increase grants for the Boys and Girls Clubs of Wisconsin. Under Act 19, total grant funding budgeted for the Boys and Girls Clubs of Wisconsin is \$7,807,000 FED in 2023-24 and \$2,807,000 FED in 2024-25.

[Act 19 Section: 9106(1r)]

17. JOBS FOR AMERICA'S GRADUATES PROGRAM [LFB Paper 255]

FED	\$1,000,000
-----	-------------

Provide \$500,000 annually to expand the Jobs for America's Graduates (JAG) program to up to five additional schools in rural and urban areas of the state. Total funding for the program would increase from \$500,000 to \$1,000,000 annually, beginning in 2023-24.

JAG is a state-based national nonprofit organization that assists youth in reaching economic and academic success. Services involve classroom instruction, adult mentoring, leadership development, guidance and counseling, job and postsecondary education placement services, links to community services, and 12-month follow-up services. In 2020-21, the JAG program served 290 students (116 of whom were funded through DCF) in Chippewa, Clark, Dane, Jackson, Marathon, Milwaukee, Monroe, and Rock Counties.

[Act 19 Section: 291]

18. STATE ADMINISTRATION OF WISCONSIN WORKS AND OTHER RELATED TANF PROGRAMS [LFB Paper 105]

FED	\$2,798,200
-----	-------------

Increase funding by \$1,194,600 in 2023-24 and \$1,603,600 in 2024-25 to support the costs of administering TANF-related programs, including the following.

BRITS. Provide one-time funding of \$118,300 in 2023-24 and \$322,900 in 2024-25 for enhancements and system upgrades for the Benefit Recovery Investigation Tracking System (BRITS). BRITS is an IT system used by DCF, DHS, and county income maintenance staff to assist in the recovery of overpayments made under several public assistance programs. The program became operational in 2017, and additional features to the system are in development.

eWiSACWIS. Provide one-time funding of \$268,800 in each year of the biennium to support the vendor contract to develop mobile solutions and other advancements to the Wisconsin statewide automated child welfare information system (eWiSACWIS), as described under "Child Welfare."

CARES. Provide \$199,200 in 2023-24 and \$316,400 in 2024-25 to support administrative vendor contract costs for the Client Assistance for Re-employment and Economic Support (CARES) system.

Homeless Case Management Services. Provide \$14,900 in 2023-24 and \$36,600 in 2024-25 to support staffing costs for the homeless case management services grant program.

Cybersecurity. Provide \$127,400 FED annually to support DCF's cybersecurity plan, which is summarized under "Departmentwide."

Standard Budget Adjustments. Increase TANF funding by \$466,000 in 2023-24 and by \$531,500 in 2024-25 to reflect standard budget adjustments, including: (a) turnover reduction (-\$212,500 annually); (b) full funding of continuing position salaries and fringe benefits (\$428,100 annually); and (c) full funding of lease and directed moves costs (\$22,300 in 2023-24 and \$11,800 in 2024-25). Finally, allocate \$228,100 in 2023-24 and \$304,100 in 2024-25 to fund staff costs associated with health insurance, retirement, and reserves.

[Act 19 Section: 290]

19. CARETAKER SUPPLEMENT [LFB Paper 256]

FED	- \$15,599,700
-----	----------------

Reduce funding by \$8,445,100 in 2023-24 and \$7,154,600 in 2024-25 to reflect: (a) reestimates of TANF-funded and GPR-funded state SSI supplemental payments; and (b) the cost of increasing the supplement by 10%, effective July 1, 2023. Administered by the Department of Health Services, the caretaker supplement program provides monthly cash payments to individuals who receive supplemental security income (SSI) payments that have dependent children. Under the program, in addition to receiving state and federal SSI benefit payments, SSI recipients with dependent children receive a monthly caretaker supplement of \$250 per month for the first child and \$150 per month for each additional child. With the increase, the supplement is \$275 for the first child and \$165 for each additional child.

Under Act 19, a total of \$9,699,900 in 2023-24 and \$10,990,400 in 2024-25, funded from TANF, is budgeted to fund caretaker supplement payments and program administration costs.

[Act 19 Sections: 296 and 312]

20. SKILLS ENHANCEMENT GRANTS [LFB Paper 255]

FED	\$1,000,000
-----	-------------

Provide \$500,000 in 2023-24 and 2024-25 on a one-time basis to fund skills enhancement grants DCF provides to community action agencies (CCA). Together with base funding (\$250,000 GPR), \$750,000 (all funds) would be budgeted in both 2023-24 and 2024-25 for grants to CAAs. Create a statutory TANF allocation for this purpose.

CAAs use grant funds to assist eligible persons overcome barriers to employment and education, including access to transportation, child care, career counseling, job placement assistance, and financial support for education and training. These services are limited to individuals who work at least 20 hours per week and whose earned income is at or below 150 percent of the federal poverty level (\$37,290 for a family of three in 2023).

[Act 19 Section: 292]

21. CHILD CARE FEE REVENUE REESTIMATE

FED	\$110,600
PR	<u>-110,600</u>
Total	\$0

Reduce PR revenue estimates and funding by \$30,800 annually to reflect estimates of child care licensing fee revenue to support program costs, and, in order to support the cost to continue TANF-related programs, increase funding from the TANF block grant (FED) by corresponding amounts. This reestimate of program revenue and reallocation of TANF is reflected as: (a) a reduction in PR expenditures, with corresponding FED increases, for administrative standard budget adjustments of \$112,200 in 2023-24 and \$97,500 in 2024-25; and (b) an increase of \$81,400 PR in 2023-24 and \$66,700 PR in 2024-25 budgeted for program administration (supplies and services), with corresponding decreases in federal spending.

In addition to the PR reestimate, decrease PR funding by \$24,500 annually and increase FED funding by a corresponding amount to support the implementation of a cybersecurity plan under "Departmentwide," which reflects the transfer of PR funding that would have otherwise been used to support TANF-related programs.

22. EARNED INCOME TAX CREDIT - REESTIMATE

FED	-\$6,473,000
-----	--------------

Reduce funding for the refundable portion of earned income tax credit by \$4,875,000 in 2023-24 and \$1,598,000 in 2024-25 to reflect reestimates of credit claims under current law. [See "General Fund Taxes -- Income and Franchise Taxes."]

TANF funding budgeted for the refundable portion of the earned income tax credit would decrease from \$66,600,000 to \$61,725,000 in 2023-24 and \$65,002,000 in 2024-25.

[Act 19 Section: 301]

23. NATIONAL READING PROGRAM

Create an annual GPR appropriation to support national reading program grants. Provide \$500,000 GPR annually in the Joint Committee on Finance program supplements appropriation for this purpose. The fiscal effect of this provision is shown under "Program Supplements."

[Act 19 Section: 110]

Child Welfare

1. FOSTER CARE AND KINSHIP CARE RATES [LFB Paper 266]

GPR	\$1,153,300
FED	<u>606,500</u>
Total	\$1,759,800

Provide \$586,600 (\$384,400 GPR and \$202,200 FED) in 2023-24 and \$1,173,200 (\$768,900 GPR and \$412,300 FED) in 2024-25 to: (a) increase the base monthly rates for basic foster care (level two) and treatment foster care (levels three through five) by 5%, as shown in the table below; and (b) increase the monthly rates paid to kinship care providers and foster care providers with child-specific (level one) licenses (typically relatives or others with a close relationship to the child they are fostering) from \$300 per child per month to \$375 per child per month. The federal share of the funding reflects estimated reimbursements the state will receive under Title IV-E of the Social Security Act (child welfare). [TANF funding budgeted to support the increase to kinship care rates is shown under "TANF and Economic Support."]

Specify that these rate increases would take effect January 1, 2024. Update the statutory amounts DCF pays to counties under the Children and Family Aids program to support the estimated cost to counties (except for Milwaukee County) to provide increased foster care payments to \$101,551,400 in 2023-24 and \$101,939,600 in 2024-25.

The following table shows the current base rates and rates that will take effect on January 1, 2024.

	<u>Current Base Rate</u>	<u>Rate as of January 1, 2024</u>
Up to Age Five	\$420	\$441
Ages Five through 11	460	483
Ages 12 through 14	522	548
Ages 15 and Over	545	572

[Act 19 Sections: 113 and 255 thru 258]

2. DIVISION OF MILWAUKEE CHILD PROTECTIVE SERVICES -- AIDS PAYMENTS AND CONTRACTED SERVICES

GPR	\$5,035,100
FED	<u>3,504,000</u>
Total	\$8,539,100

Provide \$4,274,300 (\$2,521,100 GPR and \$1,753,200 FED) in 2023-24 and \$4,264,800 (\$2,514,000 GPR and \$1,750,800 FED) in 2024-25 to reflect reestimates of the cost of Division of Milwaukee Child Protective Services (DMCPS) aids payments and contracted services. Base funding for these costs is \$111,112,300 (\$70,591,000 GPR, \$23,601,300 PR, and \$16,920,000 FED).

This includes the following: (a) an adjustment to the division of costs between GPR and

FED to reflect updated claiming and federal matching rates (-\$694,700 GPR and \$694,700 FED annually); (b) a decrease in funding for out-of-home care and wraparound services, to reflect expected caseloads and service costs lower than the base budget, of \$3,327,200 (-\$3,175,000 GPR and -\$152,200 FED) in 2023-24 and a decrease of \$3,336,700 (-\$3,182,100 GPR and -\$154,600 FED) in 2024-25; and (c) an increase in funding for aids contracts costs, such as funding for case management, court services, placement services, and foster parent training, of \$7,601,500 (\$6,390,800 GPR and \$1,210,700 FED) annually.

3. TRIBAL SUBSIDIZED GUARDIANSHIPS [LFB Paper 268]

FED	\$292,600
PR	<u>539,200</u>
Total	\$831,800
GPR-Tribal	-\$539,200

Provide \$395,800 (\$139,200 FED and \$256,600 PR) in 2023-24 and \$436,000 (\$153,400 FED and \$282,600 PR) in 2024-25 to reimburse tribes and bands for the cost of subsidized guardianships. Create a PR appropriation in DCF for this purpose and create a corresponding allocation under a Department of Administration (DOA) tribal gaming appropriation. Specify that any amounts of tribal gaming revenue transferred to DCF under this appropriation that are not expended revert to the DOA tribal gaming appropriation at the end of the fiscal year.

Authorize DCF to enter into agreements with tribal governments to provide reimbursement for subsidized guardianships, but require that such agreements require tribes and bands to comply with all requirements for administering subsidized guardianships that apply to counties, including eligibility. Make modifications to the statutes related to subsidized guardianships to expand provisions that apply to counties to also apply to tribes and bands. Specify that a county may continue to make payments, and receive state reimbursement, for subsidized guardianships ordered by a tribal court if that county has entered into an agreement with the tribal government to do so.

The subsidized guardianship program funds payments to court-appointed guardians who provide permanent care for children with whom they have a familial or other significant emotional relationship. Subsidies are capped at the level of the foster care maintenance payment the guardian was receiving prior to the guardianship agreement. Financial responsibility for subsidized guardianships was transferred from local child welfare agencies to the state under 2021 Act 132, but the Act did not apply to subsidized guardianships ordered by a tribal court.

[Act 19 Sections: 112, 114, 147, 249, and 259 through 281]

4. INFORMATION SYSTEM ENHANCEMENTS [LFB Paper 270]

FED	\$4,837,800
-----	-------------

Provide \$2,418,900 (Title IV-E) annually for enhancements to the electronic Wisconsin Statewide Automated Child Welfare Information System (eWiSACWIS). DCF and local child welfare agencies use eWiSACWIS as the database and case management system for all children involved in the child welfare system. DCF currently funds operation of the system with \$5,375,500 per year, consisting of \$2,321,500 GPR, \$1,935,200 FED matching funding received under Title IV-E, \$581,300 PR from counties assessed as their share of costs, and \$537,500 FED received under TANF corresponding to the share of costs related to the kinship care caseload.

This item reflects only the Title IV-E funding changes, while the TANF funding (\$215,000 annually in one-time funding and \$53,800 annually in ongoing funding) is shown under "TANF and Economic Support." Of the amounts budgeted in 2024-25, \$2,150,100 [(\$1,935,100 FED (Title IV-E) and \$215,000 FED (TANF))] would be provided as one-time funding.

5. STATE OUT-OF-HOME CARE AND ADOPTIONS RE-ESTIMATE

GPR	- \$7,174,900
FED	<u>3,024,600</u>
Total	- \$4,150,300

Reduce funding by \$2,739,700 (-\$4,055,700 GPR and \$1,316,000 FED) in 2023-24 and by \$1,410,600 (-\$3,119,200 GPR and \$1,708,600 FED) in 2024-25 to reflect a reestimate of adoption assistance, subsidized guardianship, and state foster care payments, changes in federal claiming rates in the 2023-25 biennium, and an increase to state adoption services contract costs to meet new federal requirements. The state claims federal matching funding for these costs under Title IV-E of the Social Security Act.

The state adoption assistance program funds payments to families who adopt children with special needs. Basic maintenance payments are based on uniform foster care rates specified in statute, and additional payments are based on each child's individual needs.

The subsidized guardianship program funds payments to court-appointed guardians who provide permanent care for children with whom they have a familial or other significant emotional relationship. Subsidies are capped at the level of the foster care maintenance payment the guardian was receiving prior to the guardianship agreement. Financial responsibility for subsidized guardianships was transferred from local child welfare agencies to the state under 2021 Act 132. The base funding shown in the table below reflects GPR funding transferred through a request approved by the Joint Committee on Finance; the corresponding federal appropriation was not reestimated to include base funding specific to subsidized guardianships.

The state foster care program provides temporary care for children in the custody of the state. Custody may be transferred from local child welfare agencies (or DMCPS) for children who are awaiting adoption and whose parents' parental rights have been terminated, including children who have been placed in out-of-home care for 15 of the most recent 22 months.

DCF provides pre-adoption services under the public adoptions program including case management, identification of potential adoptive families, and training, and provides post-adoption supports, services, and information under the Wisconsin adoption and permanency support (WiAPS) program. This item includes an increase in funding for these services to meet federal requirements related to re-investing savings under the federal Fostering Connections to Success and Increasing Adoptions Act of 2008.

The following table summarizes, by source, the base funding for these payments and services, the funding changes under this item, and the total funding provided.

	2023-24			2024-25		
	GPR	FED IV-E	All Funds	GPR	FED IV-E	All Funds
Adoption Assistance						
Base Funding	\$44,783,900	\$46,811,900	\$91,595,800	\$44,783,900	\$46,811,900	\$91,595,800
Reestimate	<u>-2,909,800</u>	<u>-853,100</u>	<u>-3,762,900</u>	<u>-2,903,500</u>	<u>-846,100</u>	<u>-3,749,600</u>
Subtotal	\$41,874,100	\$45,958,800	\$87,832,900	\$41,880,400	\$45,965,800	\$87,846,200
Subsidized Guardianship						
Base Funding	\$5,200,000	\$0	\$5,200,000	\$5,200,000	\$0	\$5,200,000
Reestimate	<u>197,700</u>	<u>2,927,500</u>	<u>3,125,200</u>	<u>745,700</u>	<u>3,224,600</u>	<u>3,970,300</u>
Subtotal	\$5,397,700	\$2,927,500	\$8,325,200	\$5,945,700	\$3,224,600	\$9,170,300
State Foster Care						
Base Funding	\$6,503,700	\$3,333,800	\$9,837,500	\$6,503,700	\$3,333,800	\$9,837,500
Reestimate	<u>-2,414,900</u>	<u>-1,183,500</u>	<u>-3,598,400</u>	<u>-2,246,700</u>	<u>-1,095,000</u>	<u>-3,341,700</u>
Subtotal	\$4,088,800	\$2,150,300	\$6,239,100	\$4,257,000	\$2,238,800	\$6,495,800
State Adoption Services						
Base Funding	\$2,615,300	\$1,633,700	\$4,249,000	\$2,615,300	\$1,633,700	\$4,249,000
Reestimate	<u>1,071,300</u>	<u>425,100</u>	<u>1,496,400</u>	<u>1,285,300</u>	<u>425,100</u>	<u>1,710,400</u>
Subtotal	\$3,686,600	\$2,058,800	\$5,745,400	\$3,900,600	\$2,058,800	\$5,959,400
Total						
Base Funding	\$59,102,900	\$51,779,400	\$110,882,300	\$59,102,900	\$51,779,400	\$110,882,300
Reestimate	<u>-4,055,700</u>	<u>1,316,000</u>	<u>-2,739,700</u>	<u>-3,119,200</u>	<u>1,708,600</u>	<u>-1,410,600</u>
Total	\$55,047,200	\$53,095,400	\$108,142,600	\$55,983,700	\$53,488,000	\$109,471,700

6. QUALIFIED RESIDENTIAL TREATMENT PROGRAM TRAINING (TITLE IV-E)

FED	\$400,000
-----	-----------

Provide \$200,000 annually to purchase specialized training for qualified residential treatment program (QRTP) staff. Although this program is not expected to be eligible for federal matching funds under Title IV-E, in recent years total IV-E reimbursements have exceeded the total amount of FED funding budgeted for various child welfare programs, yielding a FED balance available to support this and other child welfare programs.

QRTPs are congregate care providers that meet federal qualifications to treat youth with serious mental or behavioral needs. The 2021-23 budget provided \$140,000 GPR and \$60,000 FED (Title IV-E) in 2022-23 on a one-time basis for this purpose.

Recent federal and state law changes created the QRTP designation and restricted reimbursement for out-of-home care placements with the intent of reducing placements in congregate care except for short-term, treatment-focused placements for the highest-acuity children. DCF indicates that these shifts will require more advanced skills from care providers, and the federal law requires QRTPs to implement trauma-informed methods. Using the one-time funding provided in 2022-23, DCF currently provides trainings related to safely reducing the use of restraints, understanding child sex trafficking, effectively responding to trauma, and other skills that make treatment more effective. DCF indicates that other topics that could be pursued with this funding include how psychotropic and other medications affect care and facility safety and management.

7. MENOMINEE TRIBE CHILD PROTECTIVE SERVICES

PR	\$1,014,000
GPR-Tribal	-\$1,014,000

Provide \$507,000 annually in tribal gaming revenue to support child welfare expenditures of the Menominee Indian Tribe of Wisconsin. Create a PR appropriation in DCF for this purpose and create a corresponding allocation under a Department of Administration (DOA) tribal gaming appropriation. Reduce GPR revenue by corresponding amounts to reflect a reduction in the tribal gaming revenue deposited in the general fund. Specify that any amounts of tribal gaming revenue transferred to DCF under this appropriation that are not expended revert to the DOA tribal gaming appropriation at the end of the fiscal year.

[Act 19 Sections: 111 and 146]

8. TRIPLE P (POSITIVE PARENTING PROGRAM) ONLINE

FED	\$4,000,000
-----	-------------

Provide \$2,000,000 (Title IV-E) annually in one-time funding to Children's Wisconsin for the purpose of making available statewide an online evidence-based parenting program that provides support to parents, reduces childhood behavioral issues, and increases family stability. Specify in statute that DCF shall award these amounts. The Triple P Online program is one such program identified by the federal Title IV-E Prevention Services Clearinghouse of evidence-based child abuse and neglect prevention interventions.

Expenditures for Triple P Online that are attributable to families with children at imminent risk of removal to out-of-home care such as foster care would be eligible for 50% federal matching under the Title IV-E prevention program. The remaining costs would be funded using an accumulated balance of FED funding DCF claimed under Title IV-E.

[Act 19 Section: 9106(1)]

Juvenile Justice

1. YOUTH JUSTICE DATA SYSTEMS [LFB Paper 270]

FED	\$2,352,000
-----	-------------

Provide one-time funding of \$1,176,000 (Title IV-E) in 2023-24 and 2024-25 to fund programming services for 5.0 contracted staff to develop a youth justice case management and reporting system.

2. SRCC BONUS FUNDING FOR QUALIFYING COUNTIES

GPR	\$750,000
-----	-----------

Provide \$750,000 in 2024-25 to fund the estimated bonus payment to Racine County for

operational costs associated with operating a Secure Residential Care Center (SRCC) for Children and Youth. Funding would be provided to the "Community Youth and Family Aids; Bonus for County Facilities" appropriation created under 2017 Act 185.

3. YOUTH AND FAMILY AIDS -- LOCAL GOVERNMENT FUND

GPR	- \$46,652,900
SEG	<u>46,652,900</u>
Total	\$0

Provide \$46,652,900 SEG in 2024-25 from the local government fund created under 2023 Act 12 for current law youth and family aids and modify existing funding by -\$46,652,900 GPR in 2024-25. This funding would be provided in addition to funding from the existing GPR appropriation for youth and family aids to maintain the current level of funding (\$93,305,700). As under the existing GPR appropriation, allow the Department of Children and Families to transfer money between fiscal years with Joint Committee on Finance approval. Provisions would become effective July 1, 2024.

[Act 19 Sections: 113, 115, 209, 242, 243, 250 thru 254g, 304, 453, and 9406(1)]

Child Support and Departmentwide

1. LOCAL CHILD SUPPORT ENFORCEMENT [LFB Paper 280]

GPR	\$6,083,300
FED	<u>14,558,900</u>
Total	\$20,642,200

Provide \$5,936,300 (\$1,083,300 GPR and \$4,853,000 FED) in 2023-24 and \$14,705,900 (\$5,000,000 GPR and \$9,705,900 FED) in 2024-25 to increase state support for local administration of the child support enforcement program. The following table shows total estimated payments DCF would make to counties for child support enforcement activities under Act 19.

Estimated Total Payments for Child Support

Source	<u>Act 19 State Fiscal Year Allocations</u>			<u>Act 19 Calendar Year Allocations</u>		
	<u>Base</u>	<u>2023-24</u>	<u>2024-25</u>	<u>2023</u>	<u>2024</u>	<u>2025</u>
Local Assistance						
GPR	\$10,760,000	\$11,843,300	\$15,760,000	\$10,760,000	\$15,760,000	\$15,760,000
FED Match on Local Assistance	20,887,100	25,740,100	30,593,000	20,887,100	30,593,000	30,593,000
Medical Support						
GPR	300,000	300,000	300,000	300,000	300,000	300,000
FED Match on Medical Support	582,400	582,400	582,400	582,400	582,400	582,400
Federal Incentive Payments	<u>13,170,900</u>	<u>13,170,900</u>	<u>13,170,900</u>	<u>13,170,900</u>	<u>13,170,900</u>	<u>13,170,900</u>
Total	\$45,700,400	\$51,636,700	\$60,406,300	\$45,700,400	\$60,406,300	\$60,406,300

Local child support enforcement agencies operations are supported from several funding sources, including state GPR allocations, federal incentive payments, state medical support incentive payments, county funds, and federal matching funds. Most administrative and enforcement costs incurred by counties are reimbursed by the federal government based on a federal financial participation (FFP) rate of 66% of eligible costs.

The federal funding provided under this item reflects estimates of the additional federal Title IV-D funds the state would claim. If the funding increase provided under this item results in counties increasing their spending on child support activities, the state would claim additional federal matching funds. However, if the effect of the funding increase is to increase the state's share of child support enforcement costs and reduce local costs of these services by a corresponding amount, no additional federal funding would be claimed by the state.

2. CHILD SUPPORT IT MODERNIZATION PROJECT

GPR	\$7,486,800
FED	<u>14,553,100</u>
Total	\$22,019,900

Provide one-time funding of \$22,019,900 (\$7,486,800 GPR and \$14,533,100 FED) in 2024-25 to support replacing the Kids Information Data System (KIDS) with a modern web-based information technology (IT) system. The federal funding is 66% matching funds DCF claims under Title IV-D of the Social Security Act.

KIDS is a mainframe system made using COBOL programming that was implemented statewide in September, 1996. It is the primary IT system used for child support enforcement case and financial management functions by state, local, and tribal staff. DCF indicates that the aged architecture in KIDS is difficult to maintain and enhance, thereby increasing the complexity and expense of upgrading IT systems to meet federal performance standards. Further, according to DCF, the system is limited in terms of user interface, is unintuitive, lacks access to modern communication methods, and its automated data reporting is insufficient. DCF indicates that the total cost of the IT system, including upgrades, is estimated to be \$270 million for the 12-year period from 2018-19 through 2029-30, including planning, development, statewide implementation, hardware, software, operation, and maintenance.

3. STANDARD BUDGET ADJUSTMENTS [LFB Paper 105]

GPR	- \$2,026,600
FED	- 1,126,700
PR	<u>- 2,151,600</u>
Total	- \$5,304,900

Reduce funding by \$1,923,300 (-\$1,021,200 GPR, \$211,800 FED, and -\$1,113,900 PR) in 2023-24 and \$3,381,600 (-\$1,005,400 GPR, -\$1,338,500 FED, and -\$1,037,700 PR) in 2024-25 to reflect the following standard budget adjustments: (a) turnover reduction (-\$565,100 GPR, -\$171,100 FED and -\$566,400 PR annually); (b) removal of non-continuing items (-\$508,000 FED and 24.0 FED positions in 2023-24 and -\$2,036,900 FED and 27.0 FED positions in 2024-25); (c) full funding of continuing position salaries and fringe benefits (-\$521,600 GPR, \$813,700 FED, and \$604,700 PR annually); (d) overtime (\$736,900 GPR, \$20,600 FED, and \$4,200 PR annually); (e) night and weekend differential pay (\$129,700 GPR, \$11,300 FED, and \$1,300 PR annually); and (f) full funding of lease and directed moves costs (-\$801,100 GPR, \$45,300 FED, and -\$1,157,700 PR in 2023-24 and -\$785,300 GPR, \$23,900 FED, and -\$1,081,500 in 2024-25); and (g) minor transfers between appropriations (\$0).

These amounts do not include adjustments for administrative costs of the Wisconsin Shares child care subsidy program or the Wisconsin Works (W-2) program (\$816,100 FED and -\$112,200 PR in 2023-24 and \$816,100 FED and -\$97,500 PR in 2024-25), which are included in separate entries under "Economic Support and TANF-Funded Programs."

4. FUNDING AND POSITIONS REALIGNMENTS

Increase funding by \$111,900 (-\$1,000 GPR, \$700 FED, and \$111,900 PR) annually, and provide 1.0 PR position, beginning in 2023-24, to more accurately reflect the current needs and organizational structure of DCF. The net increase of 1.0 position and associated funding shown in this item are offset in a separate item under "Economic Support and TANF-Related Programs."

	Funding	Positions
GPR	- \$2,000	0.00
FED	1,400	0.00
PR	<u>223,800</u>	<u>1.00</u>
Total	\$223,200	1.00

5. PROGRAM REVENUE AND FEDERAL REVENUE REESTIMATES

Provide \$3,621,100 (\$121,100 FED and \$3,500,000 PR) annually to reflect the net effect of adjustments to several program revenue and federal appropriations, as summarized in the following table.

FED	\$242,200
PR	<u>7,000,000</u>
Total	\$7,242,200

Program Revenue and Federal Funding Reestimates

	Source	Base	2023-24			2024-25		
			Reestimate	Other Items	Total	Reestimate	Other Items	Total
Children and Family Services								
Federal Program Aids	FED	\$12,264,400	-\$262,600	\$0	\$12,001,800	-\$262,600	\$0	\$12,001,800
Federal Project Aids	FED	3,843,300	56,700	0	3,900,000	56,700	0	3,900,000
Economic Support								
Community Services Block Grant	FED	8,717,000	327,000	-5,000	9,039,000	327,000	-5,200	9,038,800
Child Care Worker Background Checks	PR	0	2,000,000	0	2,000,000	2,000,000	0	2,000,000
Interagency and Intra-Agency Programs	PR	4,583,800	-500,000	-43,700	4,040,100	-500,000	-40,300	4,043,500
General Administration								
Interagency and Intra-Agency Programs	PR	17,986,400	2,000,000	0	19,986,400	2,000,000	0	19,986,400
Subtotal FED			\$121,100			\$121,100		
Subtotal PR			<u>3,500,000</u>			<u>3,500,000</u>		
Total			\$3,621,100			\$3,621,100		

6. CYBERSECURITY [LFB Paper 282]

Provide \$657,000 (-\$701,700 GPR, \$172,900 FED and \$1,185,800 PR) annually to develop and implement a comprehensive cybersecurity plan for critical infrastructure, data, systems, and user accounts. The plan would include the following areas: (a) proactively managing, monitoring and tracking IT systems; (b) backup and

GPR	\$968,200
FED	345,800
PR	<u>2,420,600</u>
Total	\$3,734,600

recovery of critical systems and data; (c) strengthening digital data integrity and interoperability; (d) a contracted privacy officer to review data confidentiality; (e) cybersecurity supervision and coordination; and (e) implementation of a single "MyWisconsin" ID and authentication across state IT system.

Because this item uses funding transferred from other DCF appropriations to a program revenue-service appropriation that funds centralized administrative and support services, these costs are "double counted" in the DCF budget (\$1,185,800 PR annually). TANF funding for this item (\$504,300 FED) is reflected under other items in "TANF and Economic Support."

7. VACANT POSITIONS

Delete 2.27 (-0.01 GPR, -1.26 FED, and -1.00 PR) positions, beginning in 2023-24, that have been vacant for 18 months or more.

Positions	
GPR	- 0.01
FED	- 1.26
PR	<u>- 1.00</u>
Total	- 2.27

CIRCUIT COURTS

Budget Summary						FTE Position Summary				
Fund	2022-23	Act 19		2023-25 Change Over		2022-23	Act 19		2024-25	
	Adjusted Base	2023-24	2024-25	Base Year Doubled	%		2023-24	2024-25	Number	%
GPR	\$115,738,600	\$116,058,400	\$116,184,600	\$765,800	0.3%	543.00	551.00	551.00	8.00	1.5%
PR	232,700	232,700	232,700	0	0.0	0.00	0.00	0.00	0.00	N.A.
TOTAL	\$115,971,300	\$116,291,100	\$116,417,300	\$765,800	0.3%	543.00	551.00	551.00	8.00	1.5%

Budget Change Items

1. STANDARD BUDGET ADJUSTMENTS [LFB Paper 105]

GPR	-\$2,378,600
-----	--------------

Provide an adjustment to the base of -\$1,189,300 annually associated with full funding of continuing position salaries and fringe benefits.

2. CIRCUIT COURT BRANCHES FUNDING AND POSITIONS [LFB Paper 106]

	Funding	Positions
GPR	\$2,303,600	8.00

Provide \$1,107,000 in 2023-24, \$1,196,600 in 2024-25, and 8.0 positions annually for the last four new circuit court branches created under 2019 Act 184. In total, Act 184 created 12 circuit court branches over a three-year period (four judges each in 2021, 2022, and 2023), at the discretion of the Director of State Courts. Position authority includes 4.0 judges and 4.0 circuit court reporters annually (a judge and court reporter each in Clark, Manitowoc, Sawyer, and Wood counties).

Since judgeships are specifically identified in the statutes, modify statutory language to update the number of judicial circuit court branches, by county, to reflect 2019 Act 184. Specifically, increase the statutory number of judicial circuit court branches in Adams, Eau Claire, Vilas, and Waushara counties (added and allocated by the Director of State Courts to begin operation on August 1, 2022), as well as Clark, Manitowoc, Sawyer, and Wood counties (added and allocated by the Director of State Courts to begin operation on August 1, 2023).

[Act 19 Sections: 462 thru 469, 9107(1)&(2), and 9407(1)]

3. CIRCUIT COURT COST PAYMENTS

GPR	\$840,800
-----	-----------

Provide \$402,100 in 2023-24 and \$438,700 in 2024-25 in the circuit court cost appropriation for additional support to counties. Under 2019 Act 184, the number of circuit court branches in Wisconsin will increase from 257 to 261 on August 1, 2023. Since the circuit court cost appropriation distributes funding based on the number of branches, increased funding is intended to maintain current per branch funding levels (approximately \$109,700 per branch) in the 2023-25 biennium.

CORRECTIONS

Budget Summary						FTE Position Summary				
Fund	2022-23 Adjusted Base	Act 19		2023-25 Change Over Base Year Doubled		2022-23	Act 19		2024-25 Over 2022-23	
		2023-24	2024-25	Amount	%		2023-24	2024-25	Number	%
GPR	\$1,345,065,800	\$1,363,492,200	\$1,399,046,300	\$72,406,900	2.7%	9,716.22	9,615.22	9,615.22	- 101.00	- 1.0%
FED	2,667,200	2,666,700	2,666,700	- 1,000	0.0	1.00	1.00	1.00	0.00	0.0
PR	<u>124,401,400</u>	<u>138,354,000</u>	<u>138,883,600</u>	<u>28,434,800</u>	11.4	<u>544.30</u>	<u>544.30</u>	<u>544.30</u>	<u>0.00</u>	0.0
TOTAL	\$1,472,134,400	\$1,504,512,900	\$1,540,596,600	\$100,840,700	3.4%	10,261.52	10,160.52	10,160.52	- 101.00	- 1.0%

Budget Change Items

Departmentwide

1. STANDARD BUDGET ADJUSTMENTS [LFB Paper 105]

GPR	\$7,845,400
FED	- 1,000
PR	<u>977,600</u>
Total	\$8,822,000

Provide adjustments to the base totaling \$3,922,700 GPR, -\$500 FED, and \$488,800 PR annually. Adjustments are for: (a) turnover reduction (-\$16,682,800 GPR and -\$587,100 PR annually); (b) full funding of salaries and fringe benefits (-\$67,820,100 GPR, -\$500 FED and -\$1,374,200 PR annually); (c) night and weekend differential (\$10,151,800 GPR and \$325,200 PR annually); and (d) overtime (\$78,273,800 GPR and \$2,124,900 PR annually). It should be noted that all costs associated with overtime and night and weekend differential are removed in the calculation of full funding of salaries and fringe benefits. [See Item #2, "Overtime Supplement."]

In addition, include minor transfers of classified positions within the Department of Corrections' adult and juvenile general program operations appropriations, the services for community corrections appropriation, the Becky Young community corrections; recidivism reduction community services appropriation, the correctional farms appropriation, the prison industries appropriation, the interagency and intra-agency programs appropriation, the juvenile operations appropriation, and the juvenile community supervision appropriation.

2. OVERTIME SUPPLEMENT [LFB Paper 290]

GPR	\$30,000,000
PR	<u>651,000</u>
Total	\$30,651,000

Provide \$15,000,000 GPR and \$325,500 PR annually for an overtime supplement. Under standard budget adjustments each budget

cycle, all funding associated with overtime is removed in the calculations of full funding of salaries and fringe benefits. The budget instructions related to overtime specify that the same dollar amounts only be restored through the standard budget adjustment for overtime. As a result, Act 19 provides overtime in the amount provided for the prior biennium, adjusted by the new variable fringe rate (\$78,273,800 GPR and \$2,124,900 PR annually). In total, \$93,273,800 GPR and \$2,450,400 PR is provided annually to fund costs associated with overtime.

3. DEBT SERVICE REESTIMATE [LFB Paper 106]

GPR	\$644,400
PR	- 84,100
Total	\$560,300

Adjust funding by -\$3,302,400 GPR and -\$43,600 PR in 2023-24 and \$3,946,800 GPR and -\$40,500 PR in 2024-25 to reflect current debt service costs.

4. RENT

GPR	- \$871,400
PR	78,600
Total	- \$792,800

Provide an adjustment of -\$592,700 GPR and \$34,000 PR in 2023-24 and -\$278,700 GPR and \$44,600 PR in 2024-25 for departmentwide rent expenses and related supplies and services expenses.

5. PROGRAM REVENUE REESTIMATES

PR	\$19,479,300
----	--------------

Provide \$9,575,800 in 2023-24 and \$9,903,500 in 2024-25 associated with funding adjustments identified in the table below. The table identifies the program revenue appropriations that would be affected by this item, by program area, the base funding amounts for these appropriations, the funding changes made to those appropriations under this item and other items in Act 19, and the total funding that would be budgeted for these purposes under 2023 Act 19.

Purpose	2022-23 Base	2023-24			2024-25		
		Funding Adjustment	Other Budget Items	Total	Funding Adjustment	Other Budget Items	Total
Badger State Logistics	\$8,605,400	\$600,000	\$60,800	\$9,266,200	\$600,000	\$60,900	\$9,266,300
Canteen Operations	\$986,700	1,000,000	16,200	2,002,900	1,000,000	16,200	2,002,900
Correctional Farms	\$7,879,700	1,600,000	299,900	9,779,600	1,600,000	300,300	9,780,000
Prison Industries	21,422,700	1,400,000	3,008,000	25,830,700	1,400,000	2,950,000	25,772,700
Telephone Company Commissions	3,404,600	1,000,000	0	4,404,600	1,000,000	0	4,404,600
General Operations	7,270,000	1,000,000	-7,200	8,262,800	1,000,000	-7,200	8,262,800
Probation, Parole, Ext. Supervision	9,302,800	2,000,000	14,600	11,317,400	2,000,000	14,600	11,317,400
Juvenile Alternate Care Services	2,752,800	741,000	0	3,493,800	913,600	0	3,666,400
Juvenile Utilities & Heating	371,800	234,800	0	606,600	389,900	0	761,700
Total PR Reestimates		\$9,575,800			\$9,903,500		

Adult Institutions

1. ADULT CORRECTIONAL FACILITY POPULATIONS [LFB Paper 295]

Estimate an average daily population in adult correctional facilities and contract beds to 22,242 in 2023-24 and 23,249 in 2024-25. The following table identifies the estimated distribution of this population.

	<u>July 7, 2023 Actual Population</u>	<u>Average Daily Population</u>	
		<u>2023-24</u>	<u>2024-25</u>
Institutions & Centers*	21,315	21,984	22,085
Contract Beds**	<u>102</u>	<u>258</u>	<u>1,164</u>
Total	21,417	22,242	23,249

*Includes inmates placed at the Wisconsin Resource Center, operated by the Department of Health Services (395 on July 7, 2023, and 444 for 2023-24 and 2024-25)

**Contract bed populations include inmates held in federal facilities, adult inmates in Division of Juvenile Corrections facilities, temporary lock-ups of inmates from correctional centers, and inmates in Wisconsin County jails.

2. POPULATION AND INFLATIONARY COST INCREASES - - ADULT CORRECTIONAL FACILITIES [LFB Paper 295]

GPR	\$22,935,000
-----	--------------

Provide adjustments of \$6,158,200 in 2023-24 and \$16,776,800 in 2024-25 to reflect population-related cost adjustments for prisoners in facilities operated by the Division of Adult Institutions, as follows: (a) \$5,987,100 in 2023-24 and \$6,761,100 in 2024-25 for food costs; (b) \$2,929,600 in 2023-24 and \$3,055,500 in 2024-25 for variable non-food costs, such as inmate wages, bedding, clothing, kitchen utensils, and other supplies; and (c) -\$2,758,500 in 2023-24 and \$6,960,200 in 2024-25 for inmate non-food health services. Health care costs include supplies and services, pharmaceutical costs, third party administrator costs, and contracting costs with the University Hospital and Clinics, the UW Medical Foundation, Waupun Memorial Hospital, St. Agnes Hospital, and other community hospitals. In addition, provide \$5,675,100 annually to the Finance Committee's GPR supplemental appropriation associated with anticipated increased expenses for healthcare contract staffing. [See "Program Supplements."]

3. CONTRACT BED FUNDING [LFB Paper 295]

GPR	\$6,339,500
-----	-------------

Provide an adjustment of -\$959,100 in 2023-24 and \$7,298,600 in 2024-25 related to prison contract beds. In addition, provide \$8,790,400 in 2024-25 to the Finance Committee's GPR supplemental appropriation. Funding is associated with 730 contract beds in 2023-24 (including

212 Wisconsin county contract beds for overcrowding) and 1,636 contract beds in 2024-25 (including 1,118 Wisconsin county contract beds for overcrowding (funding to Corrections is associated with 650 beds and funding in the Committee's supplemental appropriation is associated with 468 beds)). [See "Program Supplements."]

4. WISCONSIN RESOURCE CENTER SECURITY OPERATIONS TRANSFER [LFB Paper 296]

	Funding	Positions
GPR	- \$17,813,800	- 110.00

Eliminate 110.0 security positions and associated funding (-\$8,906,900 annually) from the Department of Corrections. Transfer assets and liabilities, position authorizations, the incumbent employees holding those positions, tangible personal property, contracts and any pending matters to the Department of Health Services (DHS). Provide increased funding and position authorization in DHS associated with the transfer. [See "Health Services -- Care and Treatment Facilities."]

[Act 19 Sections: 105, 240, 241, and 9108(1)]

5. FUEL AND UTILITIES

GPR	\$5,749,200
-----	-------------

Provide \$2,628,700 in 2023-24 and \$3,120,500 in 2024-25 associated with expected changes in prices for fuel and utilities in adult correctional facilities. Current base funding for the fuel and utilities appropriation is \$26,401,300.

6. INSTITUTIONAL REPAIR AND MAINTENANCE

GPR	\$902,600
-----	-----------

Provide \$328,900 in 2023-24 and \$573,700 in 2024-25 for repair and maintenance costs associated with services and materials for adult institutions.

7. MEDICATION-ASSISTED TREATMENT [LFB Paper 297]

GPR	\$4,683,300
-----	-------------

Provide \$955,900 in 2023-24 and \$3,727,400 in 2024-25 to expand access to medication-assisted treatment, which uses medication in combination with counseling and behavioral therapies to treat individuals with substance use disorders. In addition, reallocate 1.0 currently vacant physician position for this purpose.

8. TECHNICAL MOBILE LABS [LFB Paper 298]

Require the Department of Workforce Development to provide, in each year of the 2023-25 biennium, \$975,800 in Wisconsin Fast Forward grant funding to the Department of Corrections to support instructor costs for technical mobile labs. [See "Workforce Development -- Employment and Training."]

A mobile lab is a self-contained classroom inside a trailer located on institution grounds.

The Department currently operates five labs in the following functional areas and at the following institutions: (a) computer numerical control (CNC) at Racine Correctional and Kettle Moraine Correctional (one at each location); (b) welding at Taycheedah Correctional; (c) electromechanical at New Lisbon Correctional; and (d) mechatronics at the Racine Youthful Offender Facility. In addition, the Department notes that a new lab is expected to arrive this summer to replace the lab at Racine, at which point the old lab will be repurposed and moved to Green Bay Correctional as an industrial maintenance lab.

[Act 19 Section: 386]

9. METAL STAMPING EXPANSION [LFB Paper 790]

PR	\$5,963,600
----	-------------

Provide an increase in expenditure authority of \$3,012,700 in 2023-24 and \$2,950,900 in 2024-25 in the annual prison industries appropriation to expand the Bureau of Correctional Enterprise's metal stamping operations at Waupun Correctional Institution to comply with the requirements of 2021 Act 163 (which requires the issuance of new registration plates, constructed according to specific design criteria). Increased funding would support the purchase of equipment and supplies and services required by Act 163 (such as aluminum and plastic sheeting) as well as overtime costs for Bureau of Correctional Enterprises staff. [See "Transportation -- Motor Vehicles."]

10. INCREASE STAFFING IN THE WOMEN'S CORRECTIONAL CENTER SYSTEM

	Funding	Positions
GPR	\$680,100	4.00

Provide \$313,900 in 2023-24, \$366,200 in 2024-25, and 4.0 supervising officer positions annually to increase staffing at the Robert E. Ellsworth Correctional Center.

11. CONVERT LIMITED-TERM EMPLOYEE PHARMACY TECHNICIAN POSITIONS TO FULL-TIME EMPLOYEE POSITIONS

	Funding	Positions
GPR	\$342,200	5.00

Provide \$153,300 in 2023-24, and \$188,900 in 2024-25, and 5.0 positions annually to convert limited-term employee pharmacy technicians to permanent pharmacy technician positions. The positions would be allocated to the Central Pharmacy.

12. WISCONSIN SECURE PROGRAM FACILITY HEALTH SERVICE UNIT SUPPLIES AND SERVICES

GPR	\$85,300
-----	----------

Provide \$85,300 in 2024-25 for non-personnel costs (including \$50,300 for permanent property (such as telemedicine machines, dental equipment, and dialysis machines) and \$35,000 for supplies and services) related to the opening of the new health services unit at the Wisconsin Secure Program Facility (WSPF) located in Boscobel. According to the Department, the WSPF health services unit is scheduled to be substantially completed late in 2024-25.

13. FULL FUNDING OF THE CENTRAL GENERATING PLANT POSITION

PR	\$8,800
----	---------

Provide increased expenditure authority of \$4,400 annually in the annual institutional operations and charges appropriation to fund non-salary costs funded for a partial year in 2022-23 associated with the water utility operator position at the Waupun central generating plant, provided in 2021 Act 58 (the 2021-23 biennial budget).

14. LAW ENFORCEMENT INVESTIGATIVE SERVICES [LFB Paper 300]

Create statutory language to reimburse local governments for law enforcement investigative services rendered to state prisons and juvenile correctional facilities. In addition, reallocate \$125,700 GPR from the adult correctional services general program operations appropriation to the adult correctional services reimbursement claims of counties containing state prisons appropriation.

In addition, provide that the clerk of any town or city (including 1st Class cities (Milwaukee)) that is entitled to reimbursement must make a certified claim against the state, without direction from the county board or common council, in all cases in which reimbursement is directed upon forms prescribed by the Department of Administration. The forms must contain information required by the clerk and must be filed annually with the Department of Corrections, on or before June 1st. Specify that reimbursement must be provided on a quarterly basis.

Under law prior to Act 19, reimbursement claims of counties containing state prisons or juvenile correctional facilities may only be made by county clerks for certain expenses incurred or paid by the county in reference to all matters growing out of actions and proceedings involving prisoners in state prisons or juveniles in juvenile correctional facilities. The changes would broaden the requirements to include expenses relating to actions and law enforcement investigative services, and to allow any jurisdiction (county, city, village, or town) to submit a claim for reimbursement. In addition, modify the reimbursement claims of counties containing state prisons and juvenile correctional facility appropriation titles to also include municipalities.

Reallocate \$125,700 GPR annually from the Division of Adult Institutions' general program operations appropriation to the reimbursement claims of counties or municipalities containing state prisons appropriation. Currently, the Department is reimbursing the Village of Allouez for local law enforcement investigative services provided to Green Bay Correctional Institution (\$60,000 annually, as required by 2019 Act 9) as well as Dodge County for local law enforcement investigative services provided to the various correctional facilities within the county (approximately \$65,700 annually, based on actual costs, as agreed upon by the county and the Department). The reallocation moves these amounts to the reimbursement claims appropriation.

[Act 19 Sections: 36, 99, 101, 314, and 316 thru 318]

Community Corrections

1. OPENING AVENUES TO REENTRY SUCCESS EXPANSION [LFB Paper 305]

GPR	\$2,272,300
-----	-------------

Provide \$760,300 in 2023-24 and \$1,512,000 in 2024-25 to expand the Opening Avenues to Reentry Success (OARS) program. The OARS program began as a pilot program in 2011, providing intensive case management and mental health services to serious mentally ill offenders. Services are provided based on each offender's needs and may include intensive case management and supervision, assistance with obtaining and maintaining safe affordable housing, resources for medication and access to psychiatric care, treatment addressing criminogenic needs, access to local transportation, budgeting, and financial resources, employment, and education. A second, "OARS 2" pilot program began in 2020, which functions similarly to OARS, with the primary difference being the eligibility requirements (OARS has a pre-release component for inmates, but OARS 2 participants must be at least 30 days post-release).

2. GLOBAL POSITIONING SYSTEM (GPS) SEX OFFENDER TRACKING

GPR	\$646,900
PR	<u>33,900</u>
Total	\$680,800

Provide \$198,500 GPR and \$10,400 PR in 2023-24 and \$448,400 GPR and \$23,500 PR in 2024-25 to monitor sex offenders who are on GPS tracking. The Department is statutorily required to monitor certain sex offenders, including sex offenders on lifetime supervision (who are tracked until they are deceased). As a result, the total number of individuals tracked by the Department continues to increase. As of February 1, 2023, the Department was monitoring 3,000 individuals by GPS. The GPS-monitored population is estimated to increase by 264 individuals by the end of 2023-24 and by an additional 212 individuals by the end of 2024-25.

3. GLOBAL POSITIONING SYSTEM (GPS) TRACKING ESTIMATE

GPR	\$398,800
PR	<u>19,200</u>
Total	\$418,000

Provide \$199,400 GPR and \$9,600 PR annually to fund non-salary costs funded for a partial year in 2022-23 associated with GPS tracking.

4. REENTRY CENTERS

Provide \$4,000,000 GPR in 2023-24 to the Finance Committee's supplemental appropriation for the operation of reentry centers, as authorized under pending legislation 2023 Assembly Bill 183/Senate Bill 172. Create a new annual GPR appropriation in the Department of Corrections to establish and operate the community reentry centers. Corrections may request release of funds under the provisions of s. 13.10 pending enactment of AB 183/SB 172. [See "Program Supplements."]

[Act 19 Section: 100]

Juvenile Corrections

1. JUVENILE POPULATION ESTIMATES

Under the bill, the juvenile correctional facility average daily population (ADP) is estimated to be 93 annually as shown in the table below. The juvenile facilities include Lincoln Hills School (LHS) (males), Copper Lake School (CLS) (females), the Mendota Juvenile Treatment Center (MJTC), and the Grow Academy, an agriculture science-based experiential education program held at a facility in Oregon, Wisconsin.

<u>Facilities</u>	July 7, 2023	<u>Average Daily Population</u>	
	<u>Actual Population</u>	<u>2023-24</u>	<u>2024-25</u>
Lincoln Hills School	42	50	50
Copper Lake School	5	12	12
Mendota Juvenile Treatment Center	28	26	26
Grow Academy	<u>6</u>	<u>5</u>	<u>5</u>
Total Juvenile Correctional Facility	81	93	93

2. STATUTORY DAILY RATES

Establish the statutory daily rate at \$1,246 in 2023-24 and \$1,268 in 2024-25 for juvenile correctional services provided or purchased by the Department that would be charged to counties and paid through counties' youth aids allocations, or paid by the state through the serious juvenile offender appropriation. The current daily rate for 2022-23 is \$1,178. Under current law, daily rates for juvenile care in a given biennium are specified in statute by fiscal year for juvenile correctional facilities. Further, the daily rate for the juvenile correctional facilities currently includes a \$6 add-on to address the juvenile operations appropriation deficit.

[Act 19 Section: 454g]

3. SERIOUS JUVENILE OFFENDER FUNDING

GPR	\$7,567,100
-----	-------------

Provide \$1,567,700 in 2023-24 and \$5,999,400 in 2024-25 related to juvenile institution care, alternate care, and community supervision for serious juvenile offenders (SJO). Increased costs are associated with an increase in the statutory daily rate for the estimated populations. The estimated ADP for the SJO population would be 75 in 2023-24 and 82 in 2024-25. Base funding for the program is \$19,205,300 GPR annually. The following ADPs for the SJO appropriation, are projected for the 2023-25 biennium:

Average Daily Population

<u>Type of Care</u>	Serious Juvenile Offenders		
	<u>May, 2023</u>	<u>2023-24</u>	<u>2024-25</u>
Juvenile Corrections Facilities	22	42	51
Community Supervision Program	<u>40</u>	<u>33</u>	<u>31</u>
Total ADP	62	75	82
 Alternate Care*	 17	 11	 11

* A subset of the community supervision program (corrective sanctions and aftercare supervision) program that includes residential care centers, group homes, treatment foster homes, and certain supplemental living arrangements.

4. POPULATION AND INFLATIONARY COSTS

PR	\$222,500
----	-----------

Modify population-related funding for juvenile corrections by \$87,700 in 2023-24 and \$134,800 in 2024-25, as follows: (a) \$132,900 in 2023-24 and \$138,800 in 2024-25 for food costs at juvenile correctional facilities; (b) \$31,000 annually for variable non-food costs (such as clothing, laundry, and personal items); and (c) -\$76,200 in 2023-24 and -\$35,000 in 2024-25 for juvenile health costs.

5. MENDOTA JUVENILE TREATMENT CENTER REESTIMATE [LFB Paper 457]

PR	\$1,084,400
----	-------------

Provide \$447,300 in 2023-24 and \$637,100 in 2024-25 related to payments to the Department of Health Services (DHS) for juveniles placed at the Mendota Juvenile Treatment Center (MJTC). Base funding for MJTC is \$1,365,500 GPR and \$4,068,600 PR.

COURT OF APPEALS

Budget Summary						FTE Position Summary				
Fund	2022-23 Adjusted Base	<u>Act 19</u>		<u>2023-25 Change Over Base Year Doubled</u>		2022-23	<u>Act 19</u>		<u>2024-25 Over 2022-23</u>	
		2023-24	2024-25	Amount	%			2023-24	2024-25	Number
GPR	\$12,384,500	\$11,983,200	\$12,005,500	-\$780,300	- 3.2%	75.50	75.50	75.50	0.00	0.0%

Budget Change Item

1. STANDARD BUDGET ADJUSTMENTS [LFB Paper 105]

GPR	- \$780,300
-----	-------------

Provide adjustments to the base totaling -\$401,300 in 2023-24 and -\$379,000 in 2024-25 associated with: (a) full funding of continuing position salaries and fringe benefits (-\$309,300 annually); and (b) full funding of lease and directed moves costs (-\$92,000 in 2023-24 and -\$69,700 in 2024-25).

DISTRICT ATTORNEYS

Budget Summary						FTE Position Summary				
Fund	2022-23 Adjusted Base	Act 19		2023-25 Change Over Base Year Doubled		2022-23	Act 19		2024-25 Over 2022-23	
		2023-24	2024-25	Amount	%		2023-24	2024-25	Number	%
GPR	\$56,624,900	\$61,834,900	\$65,603,800	\$14,188,900	12.5%	456.40	458.30	460.80	4.40	1.0%
FED	0	2,668,000	0	2,668,000	N.A.	46.00	46.00	0.00	- 46.00	- 100.0
PR	4,690,800	3,930,900	3,930,900	-1,519,800	- 16.2	42.50	38.50	38.50	- 4.00	- 9.4
TOTAL	\$61,315,700	\$68,433,800	\$69,534,700	\$15,337,100	12.5%	544.90	542.80	499.30	- 45.60	- 8.4%

Budget Change Items

1. STANDARD BUDGET ADJUSTMENTS [LFB Paper 105]

	Funding	Positions
GPR	-\$6,979,300	0.00
FED	2,668,000	- 46.00
PR	<u>-1,519,800</u>	<u>- 4.00</u>
Total	-\$5,831,100	- 50.00

Provide adjustments to the base totaling -\$2,969,700 GPR, \$3,782,800 FED, and -\$759,900 PR, and -4.0 PR positions in 2023-24, and -\$3,196,500 GPR and -\$759,900 PR, and -4.0 PR and -46.0 FED positions in 2024-25. Adjustments are for: (a) turnover reduction (-\$2,032,800 GPR annually); (b) removal of non-continuing elements from the base (-\$889,400 FED and -\$607,500 PR and -4.0 PR positions in 2023-24 and -\$3,557,400 FED and -\$607,500 PR and -46.0 FED and -4.0 PR positions in 2024-25); (c) full funding of continuing position salaries and fringe benefits (-\$2,405,900 GPR, \$3,557,400 FED, and -\$152,400 PR, annually); (d) reclassifications and semiautomatic pay progression (\$560,900 GPR in 2023-24 and \$1,147,200 GPR in 2024-25); and (e) night and weekend differential pay (\$95,000 GPR annually). Note that positions removed under non-continuing element were supported with federal ARPA funds.

2. SALARY ADJUSTMENTS [LFB Paper 316]

GPR	\$16,242,400
-----	--------------

Provide \$8,121,200 annually to increase the starting salary of all Assistant District Attorneys (ADAs) to \$36 an hour and provide an hourly increase of \$8.76 (\$18,221 annually) to all ADAs and Deputy District Attorneys. Further, include non-statutory language specifying that, notwithstanding statutory provisions that establish maximum annual salary increases in connection with pay progression, salary increases in 2023-24 may be more than 10% annually. In addition, include non-statutory language specifying that, notwithstanding the current compensation plan, that the agency can provide the new minimum salary upon appointment and provide adjustments

and pay progression to those at the maximum salary level.

[Act 19 Sections: 9101(1)(a) and (c)]

3. PAY PROGRESSION [LFB Paper 316]

GPR	\$2,104,500
-----	-------------

Provide \$2,104,500 in 2024-25 to support the pay progression plan for assistant district attorneys (ADAs) and deputy district attorneys (DDAs). The ADA and DDA pay progression plan is merit-based and consists of 17 hourly salary steps, with each step equal to one-seventeenth of the difference between the lowest annual salary (\$56,659 as of January 3, 2023) and the highest annual salary (\$136,781 as of January 3, 2023). The value of one hourly salary step equals \$4,722 annually. Notwithstanding the creation of a 17 hourly salary step pay progression plan, the supervising DAs are authorized to: (a) deny annual salary increases to individual ADAs and DDAs; and (b) increase the salary of individual ADAs and DDAs by up to 10% per year. Funding provide is equal to one step.

4. DISTRICT ATTORNEY COMPENSATION [LFB Paper 317]

GPR	\$926,200
-----	-----------

Provide \$926,200 in 2024-25 to increase the hourly compensation of elected district attorneys by \$11.03 (\$8.76 salary adjustment and \$2.27 one step increase) (\$22,942 annually) beginning with the start of their new term (January, 2025) to match the raise provided to ADAs and DDAs. Salaries for elected District Attorneys (ranging from \$106,288 to \$145,288 based on county population) are established in the state's compensation plan which is approved by the Joint Committee on Employment Relations.

5. ADDITIONAL GPR PROSECUTOR POSITIONS [LFB Paper 318]

	Funding	Positions
GPR	\$487,300	4.40

Provide \$167,700 GPR and 1.9 GPR positions in 2023-24 and \$319,600 GPR and 4.4 GPR positions in 2024-25 would be provided for additional ADAs. Specify that positions would be provided as follows: Langlade, 0.5 GPR in 2024-25; Oneida, 0.5 GPR in 2023-24; Ozaukee, 0.4 GPR in 2023-24; Kenosha, 2.0 GPR in 2024-25; and Sauk, 1.0 GPR in 2023-24.

6. SUPPLIES AND SERVICES [LFB Paper 319]

GPR	\$1,407,800
-----	-------------

Provide \$703,900 annually to support the costs of various Department of Administration (DOA) assessments including charges for personnel services, financial services, DOA overhead, risk management and state accounting system. As part of the District Attorneys salary and fringe benefits appropriation, \$223,200 annually is allocated to supplies and services. Payments for special prosecutors (\$155,100 in 2021-22) are also made from the appropriation's supplies and services allocation.

7. DISTRICT ATTORNEY INFORMATION TECHNOLOGY PROGRAM [LFB Paper 146]

Provide \$4,400,000 GPR annually on an overtime basis in the Department of Administration to support the District Attorney Information Technology (DAIT) program, which provides IT hardware, software, and legal subscription services to the District Attorneys (DA), Assistant District Attorneys, and other District Attorney Office staff. Funding is intended to provide laptops and software for 1,600 state- and county-funded employees statewide utilizing the DAIT network (\$3,000,000 annually) and to provide TIME Access, Westlaw subscription, and State Bar legal research tools for eligible DA office employees (\$1,400,000 annually). Further, funding is intended to upgrade the prosecutor technology for case tracking system. [See "Administration -- Information Technology."]

EDUCATIONAL COMMUNICATIONS BOARD

Budget Summary						FTE Position Summary				
Fund	2022-23 Adjusted Base	Act 19		2023-25 Change Over Base Year Doubled		2022-23	Act 19		2024-25 Over 2022-23	
		2023-24	2024-25	Amount	%		2023-24	2024-25	Number	%
GPR	\$5,834,200	\$6,385,900	\$6,638,600	\$1,356,100	11.6%	25.94	25.94	25.94	0.00	0.0%
PR	<u>15,071,200</u>	<u>15,501,600</u>	<u>15,512,800</u>	<u>872,000</u>	2.9	<u>28.24</u>	<u>25.56</u>	<u>25.56</u>	<u>-2.68</u>	-9.5
TOTAL	\$20,905,400	\$21,887,500	\$22,151,400	\$2,228,100	5.3%	54.18	51.50	51.50	-2.68	-4.9%

Budget Change Items

1. STANDARD BUDGET ADJUSTMENTS [LFB Paper 105]

GPR	\$542,600
PR	<u>872,000</u>
Total	\$1,414,600

Modify the base budget by \$269,600 GPR and \$430,400 PR in 2023-24 and \$273,000 GPR and \$441,600 PR in 2024-25 for: (a) full funding of continuing salaries and fringe benefits (\$173,300 GPR and \$211,700 PR annually); (b) \$4,300 GPR and \$18,300 PR in 2023-24 and \$7,300 GPR and \$20,200 PR in 2024-25 for reclassifications and semiautomatic pay progression; (c) \$73,300 GPR and \$12,000 PR annually for overtime; (d) \$8,700 GPR and \$3,400 PR annually for night and weekend differential pay; and (e) \$10,000 GPR and \$185,000 PR in 2023-24 and \$10,400 GPR and \$194,300 PR in 2024-25 for full funding of lease and directed move costs.

2. DEBT SERVICE REESTIMATE [LFB Paper 106]

GPR	\$717,300
-----	-----------

Reestimate debt service funding by \$240,300 in 2023-24 and \$477,000 in 2024-25. Base level funding is \$1,949,500 annually.

3. FUEL AND UTILITIES REESTIMATE

GPR	\$96,200
-----	----------

Provide \$41,800 in 2023-24 and \$54,400 in 2024-25 to reestimate the Board's fuel and utilities budget to reflect anticipated changes in prices and statistically normal weather conditions. Base level funding is \$818,300 annually.

4. DELETE VACANT POSITIONS

Positions	
PR	- 2.68

Delete 2.68 PR positions vacant for 24 months or more from ECB's appropriation for gifts, grants, contracts, leases, instructional materials, and copyrights.

ELECTIONS COMMISSION

Budget Summary						FTE Position Summary				
Fund	2022-23 Adjusted Base	Act 19		2023-25 Change Over Base Year Doubled		2022-23	Act 19		2024-25 Over 2022-23	
		2023-24	2024-25	Amount	%		2023-24	2024-25	Number	%
GPR	\$4,869,500	\$5,079,400	\$5,079,400	\$419,800	4.3%	25.75	25.75	25.75	0.00	0.0%
FED	851,200	864,900	866,400	28,900	1.7	3.25	3.25	3.25	0.00	0.0
PR	357,900	457,200	457,200	198,600	27.7	3.00	3.00	3.00	0.00	0.0
SEG	<u>100</u>	<u>100</u>	<u>100</u>	<u>0</u>	0.0	<u>0.00</u>	<u>0.00</u>	<u>0.00</u>	<u>0.00</u>	N.A.
TOTAL	\$6,078,700	\$6,401,600	\$6,403,100	\$647,300	5.3%	32.00	32.00	32.00	0.00	0.0%

Budget Change Item

1. STANDARD BUDGET ADJUSTMENTS [LFB Paper 105]

GPR	\$419,800
FED	28,900
PR	<u>198,600</u>
Total	\$647,300

Provide adjustments to the base totaling \$209,900 GPR, \$13,700 FED, and \$99,300 PR in 2023-24 and \$209,900 GPR, \$15,200 FED, and \$99,300 PR in 2024-25. Adjustments are for: (a) full funding of continuing position salaries and fringe benefits (\$171,500 GPR, \$16,100 FED, and \$71,400 PR annually); (b) reclassifications and semiautomatic pay progression (\$42,700 GPR, \$4,300 FED, and \$14,300 PR in 2023-24 and \$42,700 GPR, \$5,800 FED, and \$14,300 PR in 2024-25); and (c) full funding of lease and directed moves costs (-\$4,300 GPR, -\$6,700 FED, and \$13,600 PR annually).

EMPLOYEE TRUST FUNDS

Budget Summary						FTE Position Summary				
Fund	2022-23 Adjusted Base	Act 19		2023-25 Change Over Base Year Doubled		2022-23	Act 19		2024-25 Over 2022-23	
		2023-24	2024-25	Amount	%		2023-24	2024-25	Number	%
GPR	\$32,500	\$27,900	\$21,400	-\$15,700	-24.2%	0.00	0.00	0.00	0.00	N.A.
SEG	<u>52,712,300</u>	<u>56,916,600</u>	<u>61,639,300</u>	<u>13,131,300</u>	12.5	<u>275.20</u>	<u>287.20</u>	<u>287.20</u>	<u>12.00</u>	4.4%
TOTAL	\$52,744,800	\$56,944,500	\$61,660,700	\$13,115,600	12.4%	275.20	287.20	287.20	12.00	4.4%

Budget Change Items

1. STANDARD BUDGET ADJUSTMENTS [LFB Paper 105]

SEG	\$496,800
-----	-----------

Provide adjustments to the base totaling \$248,400 annually for: (a) turnover reduction, -\$1,057,600 annually; (b) full funding of continuing position salaries and fringe benefits, \$1,306,700 annually; (c) overtime, \$45,600 annually; (d) night and weekend differential pay, \$72,300 annually; and (e) full funding of lease and directed moves costs, -\$118,600 annually.

2. RETIRED EMPLOYEES BENEFIT SUPPLEMENT RE-ESTIMATE [LFB Paper 106]

GPR	-\$15,700
-----	-----------

Reduce estimated expenditures by \$4,600 in 2023-24 and \$11,100 in 2024-25 to reflect decreased amounts necessary to pay benefit supplements for retirees who first began receiving annuities before October 1, 1974. These supplements were authorized by Chapter 337, Laws of 1973, 1983 Wisconsin Act 394, and 1997 Wisconsin Act 26. The reestimate is due to a declining number of retirees eligible for these supplements due to deaths. Current base level funding for the appropriation is \$32,500.

3. INSURANCE ADMINISTRATION SYSTEM AND DATA MANAGEMENT [LFB Paper 335]

	Funding	Positions
SEG	\$11,736,800	7.00

Provide \$3,626,300 in 2023-24, \$8,110,500 in 2024-25, and 7.0 positions annually (4.0 permanent and 3.0 project) for the following: (a) insurance administration system ongoing costs (\$4,344,100 in 2024-25); (b) consulting services to assist with implementation of the pension administration system (\$2,160,000 annually); (c) data management expenses (\$950,400 annually); and (d) \$515,900 in 2023-24 and \$656,000 in 2024-25 for positions

to assist with data management (2.0 permanent positions annually), IT development and quality assurance (2.0 permanent positions annually), and temporary trust fund specialist position coverage while existing subject matter experts participate in IT systems implementation and improvement (3.0 four-year project positions annually).

The insurance administration system, currently in development under contract, will replace the Department's current health insurance administration system as well as provide support for administration for other insurance programs, including life insurance, income continuation insurance, and supplemental benefits.

Funding for consulting services would be for planning and project oversight, business process reengineering, and organization change management. Data management expenses include costs for data integration, data quality improvement, and data governance.

4. SERVICE LEVELS TO MEET EMPLOYER AND MEMBER GROWTH [LFB Paper 336]

	Funding	Positions
SEG	\$706,700	5.00

Provide \$312,600 in 2023-24 and \$394,100 in 2024-25 and 5.0 trust fund specialist positions annually to expand the service capacity of ETF to meet growth over the past 10 years in the number of employers and members (retirees and inactive members in particular). The Department may assign the positions to the following areas of responsibility: (a) call center, to manage increase volume and length of calls; (b) member services, to provide retirement estimates and appointments; (c) employer services, to support employers and retirees with matters relating to health insurance and supplemental programs; and (d) benefit services, to address workload relating to retirement services, such as processing retirement applications and transactions.

5. EXPENDITURE AUTHORITY FOR AUDITS CONDUCTED BY LEGISLATIVE AUDIT BUREAU

SEG	\$191,000
-----	-----------

Provide \$17,000 in 2023-24 and \$174,000 in 2024-25 to ETF's administration appropriation, allotted to one-time financing, to fund two statutorily-required audits performed or contracted for by the Legislative Audit Bureau: (a) an actuarial audit of the Wisconsin Retirement System, performed once every five years; and (b) an audit of Governmental Accounting Standards Board statements 74 and 75, pertaining to the supplemental health insurance conversion credit program and retiree life insurance. Funding would be one-time in nature and would not remain in the agency's base for the 2025-27 biennium.

EMPLOYMENT RELATIONS COMMISSION

Budget Summary						FTE Position Summary				
Fund	2022-23	Act 19		2023-25 Change Over		2022-23	Act 19		2024-25	
	Adjusted Base	2023-24	2024-25	Base Year Doubled	Amount		%	2023-24	2024-25	Number
GPR	\$883,800	\$918,000	\$919,800	\$70,200	4.0%	6.00	6.00	6.00	0.00	0.0%
PR	145,600	145,600	145,600	0	0.0	0.00	0.00	0.00	0.00	N.A.
TOTAL	\$1,029,400	\$1,063,600	\$1,065,400	\$70,200	3.4%	6.00	6.00	6.00	0.00	0.0%

Budget Change Items

1. STANDARD BUDGET ADJUSTMENTS [LFB Paper 105]

GPR	-\$7,800
-----	----------

Provide standard budget adjustments to the base totaling -\$4,800 in 2023-24 and -\$3,000 in 2024-25. Adjustments are for: (a) full funding of continuing position salaries and fringe benefits (-\$6,600 annually); (b) full funding of lease and directed moves costs (\$1,800 in 2023-24 and \$3,600 in 2024-25); and (c) minor transfers within the same alpha appropriation (\$2,500 annually from permanent property to supplies and services).

2. GENERAL OPERATIONS FUNDING

GPR	\$78,000
-----	----------

Provide \$39,000 annually for costs associated with increased risk management liability insurance premiums.

ENVIRONMENTAL IMPROVEMENT FUND

Budget Summary				FTE Position Summary	
	2022-23	Act 19		2023-25 Change Over	
Fund	Adjusted Base	2023-24	2024-25	Base Year Doubled	Amount %
GPR	\$6,487,000	\$5,479,700	\$6,824,900	- \$669,400	- 5.2%
SEG	<u>7,000,000</u>	<u>6,000,000</u>	<u>4,500,000</u>	<u>- 3,500,000</u>	- 25.0
TOTAL	\$13,487,000	\$11,479,700	\$11,324,900	- \$4,169,400	- 15.5%
BR		\$46,000,000			

Positions for the Environmental Improvement Fund program are provided under the Departments of Administration and Natural Resources.

Budget Change Items

1. REVENUE OBLIGATION BONDING AUTHORITY [LFB Paper 345] BR \$46,000,000

Increase revenue obligation bonding authority by \$46,000,000 from \$2,551,400,000 to \$2,597,400,000 for the clean water fund and safe drinking water loan program within the environmental improvement fund (EIF). The clean water fund program provides low-interest loans to municipalities for planning, designing, constructing or replacing a wastewater treatment facility, or for nonpoint source pollution abatement or urban storm water runoff control projects. The safe drinking water loan program provides financial assistance to municipalities for the planning, design, construction, or modification of public water systems.

State revenue obligation bonds are issued to pay a required state match to the federal capitalization grant for each program. Federal law requires states to provide a 20% match to receive most capitalization grants and a 10% match for certain supplemental grants provided through the federal Infrastructure Investment and Jobs Act (IIJA) of 2021. Debt service payments are made from loan repayments.

[Act 19 Section: 450]

2. DEBT SERVICE REESTIMATE [LFB Paper 106] GPR - \$669,400
SEG - 3,500,000
Total - \$4,169,400

Reestimate GPR general obligation debt service by -\$1,007,300 in 2023-24 and \$337,900 in 2024-25. This includes adjustments of: (a) -\$621,200 in 2023-24 and \$692,800 in 2024-25 for the clean water fund; and (b) -\$386,100 in 2023-24 and -\$354,900 in 2024-25 for the safe drinking water loan program.

In addition, delete \$1,000,000 EIF SEG in 2023-24 and \$2,500,000 EIF SEG in 2024-25 from the annual appropriation for clean water fund debt service. Annual clean water fund SEG debt service is \$6,000,000 in 2023-24 and \$4,500,000 beginning in 2024-25.

EIF general obligation of debt service is associated with general obligation bonding that was previously issued to fund the state match and state-funded assistance. The following table shows debt service under Act 19.

Environmental Improvement Fund Debt Service

	Base	2023-24		2024-25	
		Change to Base	Total	Change to Base	Total
Clean Water Fund					
GPR	\$2,756,600	-\$621,200	\$2,135,400	\$692,800	\$3,449,400
SEG	<u>7,000,000</u>	<u>-1,000,000</u>	<u>6,000,000</u>	<u>-2,500,000</u>	<u>4,500,000</u>
Subtotal	\$9,756,600	-\$1,621,200	\$8,135,400	-\$1,807,200	\$7,949,400
Safe Drinking Water Loan Program					
GPR	<u>\$3,730,400</u>	<u>-\$386,100</u>	<u>\$3,344,300</u>	<u>-\$354,900</u>	<u>\$3,375,500</u>
Total	\$13,487,000	-\$2,007,300	\$11,479,700	-\$2,162,100	\$11,324,900

ETHICS COMMISSION

Budget Summary						FTE Position Summary				
Fund	2022-23	Act 19		2023-25 Change Over		2022-23	Act 19		2024-25	
	Adjusted Base	2023-24	2024-25	Base Year Doubled	Amount		%	2023-24	2024-25	Over 2022-23
GPR	\$1,013,700	\$1,329,900	\$1,179,900	\$482,400	23.8%	4.70	4.70	4.70	0.00	0.0%
PR	<u>527,700</u>	<u>635,000</u>	<u>635,000</u>	<u>214,600</u>	20.3	<u>3.30</u>	<u>3.30</u>	<u>3.30</u>	<u>0.00</u>	0.0
TOTAL	\$1,541,400	\$1,964,900	\$1,814,900	\$697,000	22.6%	8.00	8.00	8.00	0.00	0.0%

Budget Change Items

1. STANDARD BUDGET ADJUSTMENTS [LFB Paper 105]

GPR	-\$8,600
PR	<u>- 5,400</u>
Total	-\$14,000

Provide adjustments to the base totaling -\$7,000 annually (-\$4,300 GPR and -\$2,700 PR) associated with: (a) full funding of continuing position salaries and fringe benefits (-\$1,900 GPR and -\$2,700 PR annually); and (b) full funding of lease and directed moves costs (-\$2,400 GPR annually).

2. CAMPAIGN FINANCE INFORMATION SYSTEM WEBSITE REPLACEMENT [LFB Paper 350]

GPR	\$491,000
PR	<u>220,000</u>
Total	\$711,000

Provide one-time funding of \$320,500 GPR and \$110,000 PR in 2023-24 and \$170,500 GPR and \$110,000 PR in 2024-25 to replace the existing campaign finance information system website with a vendor product and to hire an information technology contractor for the 2023-25 biennium.

The Ethics Commission is required by law to maintain an online, publicly available campaign finance reporting system that displays all contributions and disbursements in order to promote transparency in campaign financing. The program revenue expenditure authority would be funded from a campaign finance filing fee balance in the general program operations appropriation for campaign finance and ethics code administration.

FINANCIAL INSTITUTIONS

Budget Summary						FTE Position Summary				
Fund	2022-23 Adjusted Base	Act 19		2023-25 Change Over Base Year Doubled		2022-23	Act 19		2024-25 Over 2022-23	
		2023-24	2024-25	Amount	%		2023-24	2024-25	Number	%
PR	\$18,329,700	\$19,433,000	\$21,196,400	\$3,970,000	10.8%	138.54	138.54	138.54	0.00	0.0%
SEG	999,600	949,500	949,500	- 100,200	- 5.0	3.00	3.00	3.00	0.00	0.0
TOTAL	\$19,329,300	\$20,382,500	\$22,145,900	\$3,869,800	10.0%	141.54	141.54	141.54	0.00	0.0%

Budget Change Items

1. STANDARD BUDGET ADJUSTMENTS [LFB Paper 105]

PR	\$206,600
SEG	<u>- 100,200</u>
Total	\$106,400

Provide adjustments to the base budget for: (a) turnover reduction (-\$504,300 PR annually); (b) full funding of continuing position salaries and fringe benefits (\$667,400 PR annually and -\$61,000 SEG annually); and (c) full funding of lease and directed moves costs (-\$59,800 PR and \$10,900 SEG annually).

2. DEPARTMENT OPERATIONS [LFB Paper 355]

PR	\$2,000,000
----	-------------

Provide \$1,000,000 annually for the Department's central duties including the maintenance and upgrade of critical information technology infrastructure, financial examiner travel and training costs, and accreditation cost.

3. SECURITIES FILING TECHNOLOGY PROJECT [LFB Paper 356]

PR	\$1,038,900
----	-------------

Provide \$1,038,900 in 2024-25 to update and enhance the Department's securities filing technology systems. Under current law provisions related to the sale of securities in Wisconsin, securities must be: (a) registered with the DFI Division of Securities; (b) exempt from registration; or (c) submitted to the Division via a notice filing. Currently, over 20,000 active mutual funds with an annual renewal process are filed electronically, but the information must then be transferred into the federal system. This project is intended to maintain electronic transfer between systems.

4. UNIFORM COMMERCIAL CODE AND TRADEMARK FILING SYSTEM TECHNOLOGY PROJECT [LFB Paper 356]

PR

\$724,500

Provide \$724,500 in 2024-25 for modernization of DFI's Uniform Commercial Code and trademark processing and filing technology systems on a one-time basis. In April, 2019, DFI and a third-party vendor signed an initial term of five years with two options to extend the contract by one year upon mutual agreement of the parties. The extended contract will expire on March 15, 2024, unless the parties exercise their second and final option to extend the contract for an additional year. The new contract would include a one-time implementation fee of \$724,500 in the 2023-25 biennium and annual software service costs in the 2025-27 biennium.

FOX RIVER NAVIGATIONAL SYSTEM AUTHORITY

Budget Summary					FTE Position Summary	
	2022-23 Adjusted Base	<u>Act 19</u> 2023-24 2024-25		<u>2023-25 Change Over</u> <u>Base Year Doubled</u> Amount %		There are no state authorized positions for the Fox River Navigational System.
Fund						
SEG	\$125,400	\$125,400	\$125,400	\$0	0.0%	

GENERAL FUND TAXES

1. GENERAL FUND TAX CHANGES

The following table shows the estimated fiscal effects of the general fund tax changes included in Act 19 during the 2023-25 biennium. The table does not include changes to refundable tax credits, because they are paid from appropriations.

2023-25 General Fund Tax Changes -- Act 19

	<u>2023-24</u>	<u>2024-25</u>	<u>2023-25 Biennium</u>
Income and Franchise Taxes			
Income Tax Rate Reductions	-\$86,800,000	-\$87,800,000	-\$174,600,000
Income Exclusion for Banks	-35,900,000	-29,300,000	-65,200,000
Financial Institution Apportionment	-3,500,000	-3,500,000	-7,000,000
Sales and Use Taxes			
Increase Sales Tax Retailer's Discount	-15,500,000	-21,100,000	-36,600,000
Excise Taxes and Other Taxes			
Increase Cigarette Tax Discount	-1,400,000	-1,800,000	-3,200,000
Tax Enforcement Provisions			
Advanced Technology System	<u>0</u>	<u>7,600,000</u>	<u>7,600,000</u>
Total General Fund Tax Changes	-\$143,100,000	-\$135,900,000	-\$279,000,000

Income and Franchise Taxes

1. **INDIVIDUAL INCOME TAX RATE REDUCTION** [LFB GPR-Tax - \$174,600,000
Paper 366]

Reduce the tax rate in the second individual income tax bracket from 4.65% to 4.40%, and reduce the rate in the bottom bracket from 3.54% to 3.50%, beginning in tax year 2023. Estimate reduced individual income tax collections of \$86,800,000 in 2023-24 and \$87,800,000 in 2024-25. The following tables display the income tax rate and bracket structure under prior law and under Act 19, respectively.

Individual Income Tax Rate and Bracket Schedule under Prior Law, Tax Year 2023

<u>Tax Rate</u>	<u>Income Tax Brackets by Filing Status</u>		
	<u>Single and Head-of-Household</u>	<u>Married-Joint</u>	<u>Married-Separate</u>
3.54%	\$0 to \$13,810	\$0 to \$18,420	\$0 to \$9,210
4.65%	13,810 to 27,630	18,420 to 36,840	9,210 to 18,420
5.30%	27,630 to 304,170	36,840 to 405,550	18,420 to 202,780
7.65%	304,170 and over	405,550 and over	202,780 and over

Tax Rate and Bracket Schedule under Act 19, Tax Year 2023

<u>Tax Rate</u>	<u>Income Tax Brackets by Filing Status</u>		
	<u>Single and Head-of-Household</u>	<u>Married-Joint</u>	<u>Married-Separate</u>
3.50%	\$0 to \$13,810	\$0 to \$18,420	\$0 to \$9,210
4.40%	13,810 to 27,630	18,420 to 36,840	9,210 to 18,420
5.30%	27,630 to 304,170	36,840 to 405,550	18,420 to 202,780
7.65%	304,170 and over	405,550 and over	202,780 and over

[Act 19 Sections: 326, 327, 330, 331, 334, and 335]

2. INCOME EXCLUSION ON COMMERCIAL LOANS

GPR-Tax	- \$65,200,000
SEG-Rev	- \$130,000

Create an income and franchise tax deduction, beginning in tax year 2023, for the income of a financial institution derived from a commercial loan of \$5 million or less provided to a person residing or located in this state and used primarily for a business or agricultural purpose. Decrease income and franchise tax collections by an estimated \$35,900,000 in 2023-24 and \$29,300,000 in 2024-25. Estimate surcharge revenues paid by banks into the economic development fund to decrease by \$130,000 SEG-Rev annually, beginning in 2024-25. Decreased amounts appropriated from the economic development fund to the Wisconsin Economic Development Corporation (WEDC) are reflected under "Wisconsin Economic Development Corporation."

[Act 19 Sections: 325, 341, and 9337(2)]

3. APPORTIONMENT OF GROSS RECEIPTS FROM TRADING ASSETS

GPR-Tax	- \$7,000,000
---------	---------------

Specify in the administrative code that the Department of Revenue's (DOR) authority to substitute net gains (net of commissions) from the sales of trading assets, for purposes of apportionment, does not apply to any taxpayer who, before January 1, 2023, elected to use the

customer billing address method and has not revoked that election, and who, for any taxable year beginning on or after January 1, 2022, determines its receipts factor by using the average of the receipts factors determined using gross receipts, net of commissions, and net gain, net of commissions, from sales of trading assets for the taxable year, with all other components of the receipts factor remaining the same, and any such taxpayer may compute its receipts factor using that averaging method. Specify that DOR may not require any taxpayer who elected before January 1, 2023, to use the customer billing address method, and who has not revoked that election, to use any other method of determining its receipts factor.

This provision applies retroactively to taxable years beginning on January 1, 2022, and will decrease income and franchise tax collections by an estimated \$3,500,000 annually, beginning in 2023-24.

[Act 19 Sections: 477, 478, 9337(3), and 9436(2)]

General Sales and Use Taxes

1. SALES TAX RETAILER'S DISCOUNT

GPR-Tax - \$36,600,000

Increase the sales tax retailer's discount rate from 0.5% to 0.75%, and increase the maximum discount a retailer may claim per reporting period from \$1,000 to \$8,000. Specify that these changes first apply to sales and use taxes payable on October 1, 2023. Estimate a reduction in sales tax collections of \$15,500,000 in 2023-24 and \$21,100,000 in 2024-25.

[Act 19 Sections: 350 and 9337(4)]

2. SALES TAX EXEMPTION FOR WEDC CERTIFIED DATA CENTERS

Create a sales and use tax exemption for certain property and items used at a qualified data center, as certified by WEDC, including the sales price from:

a. the sale of and the storage, use, or other consumption of tangible personal property, regardless of whether the property is affixed to or incorporated into real property, and property, used exclusively for the development, construction, renovation, expansion, replacement, repair, or operation of a qualified data center, including computer server equipment and the chassis for such equipment; networking equipment; switches; racks; fiber-optic cabling, copper cabling, and other cabling, including cabling used to connect one or more qualified data centers; trays; conduits; substations; uninterruptible energy equipment; supplies; fuel piping and storage; duct banks; switches; switchboards; batteries; testing equipment; backup generation equipment; modular data centers and preassembled components; monitoring equipment; and security systems;

b. the sales of and the storage, use, or other consumption of tangible personal property or property used in the development, construction, renovation, expansion, replacement, or repair

of a water cooling or conservation system used exclusively to cool or conserve water for one or more qualified data centers, including chillers, mechanical equipment, refrigerant piping, fuel piping and storage, adiabatic and free cooling systems, cooling towers, water softeners, air handling units, indoor direct exchange units, fans, ducting, and filters;

c. the sale of and the storage, use, or other consumption of tangible personal property or property affixed to real property sold to a construction contractor that, in fulfillment of a real property construction activity, transfers the tangible personal property or property to a qualified data center, if such tangible personal property or property affixed to real property becomes a component of the qualified data center; and

d. the sale of electricity used at a qualified data center.

Define "eligible data center costs" to mean expenditures made after October 1, 2023, for the development, acquisition, construction, renovation, expansion, replacement, or repair and the operation of a qualified data center in this state, including costs of tangible personal property and leased property affixed to real property, land, buildings, site improvements, modular data centers, computer data center equipment acquisition and permitting, lease payments, site characterization and assessment, engineering, and design used at a qualified data center in this state.

Define "qualified data center" to mean one or more buildings or an array of connected buildings owned, leased, or operated by the same business entity (or its affiliate) and for which all of the following apply:

a. the buildings are rehabilitated or constructed to house a group of networked server computers in one physical location or multiple locations in order to centralize the processing, storage, management, retrieval, communication, or dissemination of data and information; and

b. the buildings create a minimum qualified investment in this state of any of the following amounts within five years from the certification date: (i) \$150,000,000 for buildings located in a county having a population greater than 100,000; (ii) \$100,000,000 for buildings located in a county having a population greater than 50,000 and not more than 100,000; (iii) \$50,000,000 for buildings located in a county having a population of not more than 50,000; or (iv) for buildings located in more than one county, the minimum qualified investment provided for the most populous county in which the buildings are located.

Define "qualified investment" to mean the aggregate, non-duplicative eligible data center costs expended at a qualified data center by an owner, operator, or tenant, or an affiliate of an owner, operator, or tenant, of the qualified data center.

Require WEDC to certify a qualified data center for purposes of the sales and use tax exemption. Require the certification to include a description of the geographic location or locations and buildings of the qualified data center and an identification of the business entity. Require WEDC to contract with that business entity and, upon request, to amend the certification and contract to include one or more additional locations and buildings of the qualified data center. If WEDC certifies a qualified data center for purposes of the sales and use tax exemption and the data center fails to satisfy the minimum qualified investment requirements described above, require WEDC to revoke the certification. All amounts of the sales and use tax exemption claimed

under that certification as of the date of revocation become due and payable to each taxing authority against whom the exemption was claimed in the amounts so claimed. WEDC may grant an extension of time within which the qualified data center may avoid revocation by satisfying the applicable qualified investment requirement. This provision takes effect October 1, 2023.

DOR indicates that, based on typical capital expenditures for the construction of a data center (\$215.5 million) and adjusting for items that would otherwise be subject to sales tax, the exemption would decrease sales and use tax collections by \$8,500,000 for the initial construction of facilities, with an annual sales tax reduction of \$735,000 related to ongoing operating expenses of such a facility. Although there are no known facilities in the state meeting the minimum qualified investment amounts specified above, it is assumed that the provision is intended to apply to the proposed Microsoft facility, which is locating in the electronics and information technology manufacturing (EITM) zone (Foxconn). The estimated amount of foregone sales tax revenue as a result of this provision is unknown. Further, it is unknown whether WEDC would certify any new qualified data centers to be constructed during the 2023-25 biennium.

[Act 19 Sections: 349, 437, and 9437(3)]

Excise Taxes

1. CIGARETTE TAX STAMP DISCOUNT RATE

GPR-Tax	- \$3,200,000
---------	---------------

Increase the discount rate that cigarette manufacturers and distributors receive on total cigarette tax stamp purchases as compensation for their administrative costs from 0.8% to 1.25%. Specify that this increase first applies to cigarette tax stamps purchased on October 1, 2023. Estimate a decrease in cigarette tax revenues of \$1,400,000 in 2023-24 and \$1,800,000 in 2024-25.

[Act 19 Sections: 409 and 9337(5)]

Refundable Tax Credits and Other Payments

[Fiscal effects of items in this section are also displayed under "Shared Revenue and Tax Relief" or "Miscellaneous Appropriations."]

1. ENTERPRISE ZONE CREDIT REESTIMATE [LFB Papers 106 and 396]

GPR	- \$64,875,000
-----	----------------

Decrease funding by \$23,400,000 in 2023-24 and \$41,475,000 in 2024-25 for the sum

sufficient appropriation for refundable enterprise zone tax credits to estimate anticipated claims during the 2023-25 biennium. The estimate reflects projections of credit claims for major economic development projects for which WEDC has, to date, contracted and amended tax credit awards. With the adjustments, estimated total funding would decrease from base funding of \$77,500,000 to \$54,100,000 in 2023-24 and \$36,025,000 in 2024-25. Businesses that operate in enterprise zones established by WEDC can claim tax credits for jobs created and retained, training costs, capital expenditures, and purchases from Wisconsin vendors.

2. ILLINOIS-WISCONSIN RECIPROCITY REESTIMATE [LFB Paper 106]

GPR	\$33,400,000
-----	--------------

Increase the estimated payment under the Illinois-Wisconsin individual income tax reciprocity agreement by \$13,400,000 in 2023-24 and \$20,000,000 in 2024-25 to reflect anticipated payments to Illinois in the 2023-25 biennium. Compared to base funding of \$118,000,000, total funding is estimated at \$131,400,000 in 2023-24 and \$138,000,000 in 2024-25.

3. HOMESTEAD CREDIT REESTIMATE [LFB Paper 106]

GPR	- \$14,700,000
-----	----------------

Decrease estimated expenditures under the homestead tax credit program by \$5,100,000 in 2023-24 and \$9,600,000 in 2024-25. Compared to base funding of \$47,300,000, estimated expenditures are \$42,200,000 in 2023-24 and \$37,700,000 in 2024-25.

Under current law, the homestead credit is provided as a property tax relief mechanism for lower-income homeowners and renters. The credit is refundable, such that if the amount of the credit exceeds a claimant's tax liability, a check is issued to the claimant for the difference.

4. VETERANS PROPERTY TAX CREDIT REESTIMATE [LFB Paper 106]

GPR	\$14,300,000
-----	--------------

Increase funding for the veterans and surviving spouses property tax credit by \$4,600,000 in 2023-24 and \$9,700,000 in 2024-25. Compared to base funding of \$50,000,000, total funding for the credit is estimated at \$54,600,000 in 2023-24 and \$59,700,000 in 2024-25.

Under current law, the credit is equal to 100% of real and personal property taxes paid on a principal dwelling by eligible veterans and surviving spouses. The credit is refundable, such that if the amount of the credit exceeds the claimant's tax liability, the balance is paid to the claimant by check via a sum sufficient GPR appropriation. A claimant cannot claim the credit if they also file a claim for the property tax/rent credit (nonrefundable), homestead credit (refundable), or farmland preservation credit (refundable) in the same tax year.

5. BUSINESS DEVELOPMENT CREDIT REESTIMATE [LFB Paper 106]

GPR	\$8,800,000
-----	-------------

Increase funding by \$4,000,000 in 2023-24 and \$4,800,000 in 2024-25 for the sum sufficient appropriation for business development tax credits to estimate anticipated claims during the 2023-25 biennium. The estimate reflects projections of credit claims for economic development projects for which WEDC has entered into contracts, and is expected to enter into future contracts, to award tax credits. With the adjustments, estimated total funding would increase from base funding of \$11,700,000 to \$15,700,000 in 2023-24 and \$16,500,000 in 2024-25.

Businesses certified by WEDC can earn credits for a portion of wages paid to employees, training costs for employees, personal property investments, real property investments, and wages paid to employees performing corporate headquarters functions in Wisconsin.

6. JOBS CREDIT REESTIMATE [LFB Paper 106]

GPR	- \$400,000
-----	-------------

Reduce funding by \$400,000 in 2024-25 for the sum sufficient appropriation for jobs tax credits to estimate claims during the 2023-25 biennium. The estimate reflects projections for credit claims for economic development projects for which WEDC has awarded tax credits. With the adjustments, estimated total funding would decrease from base funding of \$1,000,000 to \$600,000 in 2024-25.

Pursuant to 2015 Act 55, the refundable jobs tax credit was consolidated with the nonrefundable economic development tax credit into the refundable business development tax credit beginning in 2016. The jobs tax credit was sunset after 2015. However, if WEDC allocated tax benefits in a contract to claimants prior to December 31, 2015, or if WEDC had entered into a letter of intent to enter into a contract before that date, claimants may compute and claim the credit for as long as the contract specifies. WEDC has entered into contracts through tax year 2023 for businesses to earn, compute, and claim the credit.

7. CIGARETTE AND TOBACCO PRODUCTS TAX REFUNDS REESTIMATE [LFB Paper 106]

GPR	- \$5,900,000
-----	---------------

Decrease funding for cigarette and tobacco products tax refunds by \$2,600,000 in 2023-24 and \$3,300,000 in 2024-25 to reflect lower estimates of the sum sufficient appropriation amounts required to reimburse Native American tribes under present law. With these adjustments, estimated total funding in the cigarette and tobacco products tax refunds appropriation is decreased from base funding of \$29,700,000 to \$27,100,000 in 2023-24 and \$26,400,000 in 2024-25.

Under current law, for sales that occur on reservations or trust lands, the tribes receive a refund of 100% of the excise tax on cigarettes sold to eligible tribal members and 70% of the tax on sales to non-Native Americans under an agreement entered into between DOR and each tribe. For tobacco products or vapor products sold on reservations or trust lands, the tribes receive a refund of 100% of the tax on products sold to eligible tribal members and 50% of the tax on products sold to non-Native Americans under these agreements. Eligible tribal members must

reside on the reservation or trust land of the tribe where the sale took place and be an enrolled member of the tribe.

8. OIL PIPELINE TERMINAL TAX DISTRIBUTION REESTIMATE [LFB Paper 106]

GPR	\$4,200,000
-----	-------------

Increase estimated payments by \$2,300,000 in 2023-24 and \$1,900,000 in 2024-25. With these increases, oil pipeline terminal tax payments are estimated at \$8,300,000 in 2023-24 and \$7,900,000 in 2024-25, relative to base level funding of \$6,000,000. The oil pipeline terminal tax distribution provides payments to municipalities where oil pipeline terminal facilities are located. At present, the state has two oil pipeline terminal facilities, which are located in the City of Superior and the Village of Kronenwetter. The payment equals a proportionate share of the pipeline company's state tax payment based on the terminal facility's cost as a percentage of the gross book value of the pipeline company in Wisconsin.

9. REFUNDABLE RESEARCH CREDIT REESTIMATE [LFB Paper 106]

GPR	\$800,000
-----	-----------

Increase funding for refundable research tax credit claims under current law by \$300,000 in 2023-24 and \$500,000 in 2024-25. With the adjustments, estimated total funding would increase from base funding of \$21,000,000 to \$21,300,000 in 2023-24 and \$21,500,000 in 2024-25.

The state provides research credits to businesses equal to a percentage of the increase in a business's qualified research expenses, as defined under the Internal Revenue Code, for research conducted in Wisconsin. For taxable years beginning on or after January 1, 2020, up to 15% of the amount of new credits computed may be claimed as a refundable credit. The remaining portion of the credit is nonrefundable. The amounts shown above reflect only the estimated cost of the refundable portion of research credit claims.

10. INCREASE REFUNDABLE PORTION OF RESEARCH CREDIT [LFB Paper 395]

GPR	\$3,500,000
-----	-------------

Modify the partially refundable research tax credit (including the engine and energy efficiency credits), as computed under current law, to increase the refundable portion from up to 15% of the credit amount to up to 25% of the credit amount for taxable years beginning after December 31, 2023. Increase estimated expenditures for refundable research credit claims by \$3,500,000 GPR in 2024-25 and \$13,800,000 GPR in 2025-26.

[Act 19 Sections: 338 thru 340 and 342 thru 345]

11. EARNED INCOME CREDIT REESTIMATE [LFB Paper 106]

GPR	\$3,400,000
PR	- 6,473,000
Total	- \$3,073,000

Increase estimated GPR expenditures for the state earned income tax credit (EITC) by \$1,000,000 in 2023-24 and \$2,400,000 in 2024-25.

Decrease PR expenditures for the EITC by \$4,875,000 in 2023-24 and \$1,598,000 in 2024-25. Compared to base funding for the EITC of \$25,500,000 GPR and \$66,600,000 PR, total GPR funding for the EITC is estimated at \$26,500,000 in 2023-24 and \$27,900,000 in 2024-25, and total PR funding is estimated at \$61,725,000 in 2023-24 and \$65,002,000 in 2024-25.

Under current law, the state EITC is paid from two sources: (a) a sum sufficient GPR appropriation; and (b) federal funding from the Temporary Assistance to Needy Families (TANF) program. TANF funding may be used under current law to finance the refundable portion of the state EITC and is recorded as PR funding, while GPR is used to finance the nonrefundable portion.

12. EITM ZONE CREDIT REESTIMATE [LFB Paper 106]

GPR	- \$2,484,400
-----	---------------

Reduce funding by \$245,700 in 2023-24 and \$2,238,700 in 2024-25 for the sum sufficient appropriation for refundable EITM zone tax credits (Foxconn). Total funding will decrease from base funding of \$8,570,700 to \$8,325,000 in 2023-24 and \$6,332,000 in 2024-25.

The EITM zone tax credit program provides a refundable payroll tax credit based upon 17% of the EITM zone payroll of full-time employees employed by the claimant. In addition, if WEDC determines that a certified business makes a significant capital expenditure in the EITM zone, it can certify the business to receive additional tax benefits in an amount to be determined by WEDC, but not exceeding 15% of the business's capital expenditures in the EITM zone in the taxable year. The estimate reflects the Administration's review of the jobs, payroll, and capital expenditure targets established under the amended contract dated April 20, 2021, that WEDC entered into with certain Wisconsin corporations that are affiliated with Foxconn.

13. CLAIM OF RIGHT CREDIT REESTIMATE [LFB Paper 106]

GPR	- \$56,000
-----	------------

Decrease funding for the claim of right (repayment) credit by \$28,000 in 2023-24 and 2024-25. Compared to base funding of \$150,000, total funding for the credit is estimated at \$122,000 in 2023-24 and 2024-25.

GOVERNOR

Budget Summary						FTE Position Summary				
Fund	2022-23	<u>Act 19</u>		<u>2023-25 Change Over</u>		2022-23	<u>Act 19</u>		<u>2024-25</u>	
	Adjusted Base	2023-24	2024-25	Base Year Doubled	Amount		%	2023-24	2024-25	Number
GPR	\$4,358,200	\$4,530,400	\$4,530,400	\$344,400	4.0%	37.25	37.25	37.25	0.00	0.0%

Budget Change Item

1. STANDARD BUDGET ADJUSTMENTS [LFB Paper 105]

GPR	\$344,400
-----	-----------

Provide adjustments to the base budget totaling \$172,200 annually in the 2023-25 biennium associated with full funding of continuing position salaries and fringe benefits.

HEALTH SERVICES

Budget Summary						FTE Position Summary				
Fund	2022-23	Act 19		2023-25 Change Over		2022-23	Act 19		2024-25	
	Adjusted Base	2023-24	2024-25	Base Year Doubled	Amount		%	2023-24	2024-25	Number
GPR	\$4,977,837,400	\$5,285,587,300	\$5,529,889,600	\$859,802,100	8.6%	2,642.84	2,692.76	2,690.43	47.59	1.8%
FED	7,721,514,300	8,651,649,600	8,503,003,900	1,711,624,900	11.1	1,522.77	1,507.02	1,368.02	- 154.75	- 10.2
PR	1,828,706,200	1,985,264,500	1,957,558,000	285,410,100	7.8	2,422.31	2,466.66	2,468.99	46.68	1.9
SEG	624,886,000	923,585,500	628,305,900	302,119,400	24.2	2.00	2.00	2.00	0.00	0.0
TOTAL	\$15,152,943,900	\$16,846,086,900	\$16,618,757,400	\$3,158,956,500	10.4%	6,589.92	6,668.44	6,529.44	- 60.48	- 0.9%

Budget Change Items

Medical Assistance -- Eligibility and Benefits

1. OVERVIEW OF MEDICAL ASSISTANCE FUNDING AND ENROLLMENT

This item presents several summary tables relating to the funding provided for medical assistance (MA) benefits under Act 19.

The MA program is supported by general purpose revenue (GPR), federal Medicaid matching funds (FED), three segregated funds (the MA trust fund, the hospital assessment trust fund, and the critical access hospital assessment trust fund), and various program revenue (PR) sources, such as drug manufacturer rebates.

Table 1 shows, by year and fund source, the total amounts budgeted for MA benefits for each year of the 2023-25 biennium under the Act, compared to the base level funding for the program. The cost-to-continue item reflects estimates of MA costs in the 2023-25 biennium with no programmatic changes to benefits or eligibility. The other listed items increase or decrease funding for one or more MA funding sources to reflect program changes. Under Act 19, these changes are primarily increases to provider reimbursement rates.

TABLE 1**Summary of MA Benefits Funding Under Act 19**

	<u>GPR</u>	<u>FED</u>	<u>PR</u>	<u>SEG</u>	<u>Total</u>
2023-24					
Base Funding	\$3,989,935,800	\$6,891,808,500	\$1,336,421,400	\$624,531,700	\$12,842,697,400
MA Cost-to-Continue Estimate	\$113,687,700	\$618,648,900	\$82,458,000	\$298,691,500	\$1,113,486,100
Nursing Home and Long-Term Care					
Nursing Home Support Services	\$28,167,400	\$45,032,600	\$0	\$0	\$73,200,000
Nursing Home Incentives	6,002,900	9,597,100	0	0	15,600,000
Nursing Home Vent. Dependent	1,924,000	3,076,000	0	0	5,000,000
Home and Comm. Based Services	17,194,500	26,512,800	0	0	43,707,300
Family Care Direct Care	5,000,000	7,993,800	0	0	12,993,800
Personal Care	5,000,000	7,993,800	0	0	12,993,800
Personal Needs Allowance	0	0	0	0	0
Hospital Reimbursement					
Dis. Share Hospital Payment	\$24,100,000	\$38,530,000	\$0	\$0	\$62,630,000
Critical Care Hospital Supplement	2,250,000	3,597,000	0	0	5,847,000
Hospital Base Rates	8,741,200	13,975,100	0	0	22,716,300
Behavioral Health Units	4,000,000	6,168,000	0	0	10,168,000
Grad. Med. Education Supplement	360,800	576,700	0	0	937,500
Practitioner Reimbursement					
Primary Care	\$17,394,900	\$26,821,900	\$0	\$0	\$44,216,800
Emergency Physician	1,969,700	3,149,000	0	0	5,118,700
Chiropractic Parity	200,000	400,000	0	0	600,000
Other Adjustments					
Eliminate EMS Supp. (Act 12)	\$0	\$0	\$0	\$0	\$0
Program Revenue Reestimate	0	0	4,808,000	0	4,808,000
Administrative Transfers	<u>-423,600</u>	<u>0</u>	<u>0</u>	<u>0</u>	<u>-423,600</u>
Total Change to Base	\$235,569,500	\$812,072,700	\$87,266,000	\$298,691,500	\$1,433,599,700
2023-24 Total	\$4,225,505,300	\$7,703,881,200	\$1,423,687,400	\$923,223,200	\$14,276,297,100

TABLE 1 (continued)**Summary of MA Benefits Funding Under Act 19**

	<u>GPR</u>	<u>FED</u>	<u>PR</u>	<u>SEG</u>	<u>Total</u>
2024-25					
Base Funding	\$3,989,935,800	\$6,891,808,500	\$1,336,421,400	\$624,531,700	\$12,842,697,400
MA Cost-to-Continue Estimate	\$240,502,500	\$326,565,800	\$38,064,300	-\$21,588,100	\$583,544,500
Nursing Home and Long-Term Care					
Nursing Home Support Services	\$28,774,900	\$44,425,100	\$0	\$0	\$73,200,000
Nursing Home Incentives	6,132,400	9,467,600	0	0	15,600,000
Nursing Home Vent. Dependent	1,965,500	3,034,500	0	0	5,000,000
Home and Comm. Based Services	71,525,000	110,426,800	0	0	181,951,800
Family Care Direct Care	10,000,000	15,438,800	0	0	25,438,800
Personal Care	10,000,000	15,438,800	0	0	25,438,800
Personal Needs Allowance	806,100	1,253,900	0	0	2,060,000
Hospital Reimbursement					
Dis. Share Hospital Payment	\$24,100,000	\$37,208,000	\$0	\$0	\$61,308,000
Critical Care Hospital Supplement	2,250,000	3,474,000	0	0	5,724,000
Hospital Base Rates	17,859,500	27,573,000	0	0	45,432,500
Behavioral Health Units	8,000,000	12,351,000	0	0	20,351,000
Grad. Med. Education Supplement	366,900	570,600	0	0	937,500
Practitioner Reimbursement					
Primary Care	\$34,763,200	\$53,670,300	\$0	\$0	\$88,433,500
Emergency Physician	4,024,300	6,213,000	0	0	10,237,300
Chiropractic Parity	500,000	700,000	0	0	1,200,000
Other Adjustments					
Eliminate EMS Supp. (Act 12)	-\$2,000,000	\$0	\$0	\$0	-\$2,000,000
Program Revenue Reestimate	0	0	4,808,000	0	4,808,000
Administrative Transfers	<u>-427,400</u>	<u>0</u>	<u>0</u>	<u>0</u>	<u>-427,400</u>
Total Change to Base	\$459,142,900	\$667,811,200	\$42,872,300	-\$21,588,100	\$1,148,238,300
2024-25 Total	\$4,449,078,700	\$7,559,619,700	\$1,379,293,700	\$602,943,600	\$13,990,935,700

Table 2 shows the actual and projected average monthly enrollment by major eligibility group under MA.

TABLE 2**Actual and Projected Monthly Average Enrollment by Group**

	Actual <u>2021-22</u>	Projected <u>2022-23</u>	<u>Estimates</u>	
			<u>2023-24</u>	<u>2024-25</u>
Elderly, Blind, Disabled MA				
Elderly	84,089	88,015	87,268	87,502
Non-Elderly Disabled Adults	151,437	153,460	153,571	153,755
Disabled Children	<u>34,741</u>	<u>35,893</u>	<u>35,805</u>	<u>35,834</u>
EBD Total	270,266	277,368	276,645	277,092
BadgerCare Plus				
Children	553,511	583,790	581,419	493,102
Parents	224,548	245,079	236,494	184,982
Childless Adults	257,860	286,213	221,016	179,069
Pregnant Women	<u>32,545</u>	<u>36,642</u>	<u>25,962</u>	<u>19,078</u>
BadgerCare Plus Total	1,068,464	1,151,724	1,064,891	876,231
Other Full Benefit				
Foster Care/Subsidized Adoption	25,616	27,533	23,926	21,765
Well Woman	<u>518</u>	<u>540</u>	<u>502</u>	<u>479</u>
Other Full Benefit Total	26,134	28,073	24,428	22,244
Total Full Benefit	1,364,864	1,457,165	1,365,964	1,175,567
Limited Benefit Groups				
Family Planning Only	45,649	49,017	41,434	36,407
Medicare Cost Sharing	<u>16,244</u>	<u>15,589</u>	<u>16,212</u>	<u>16,663</u>
Total Enrollment	1,426,757	1,521,771	1,423,610	1,228,637

Table 3 shows actual and projected SEG revenues to the MA trust fund (MATF) under Act 19, as well as anticipated MATF expenditures. MATF revenues are used for the nonfederal share of MA benefits, offsetting an equal amount of GPR. In most years, the Department fully spends the SEG appropriation for MA benefits in order to minimize the amount of GPR needed for MA benefits. In 2022-23, however, the Department left an unspent balance of \$303.6 million in the fund, which was related to a federal initiative for the improvement of home and community-based services (HCBS) for eligible elderly and disabled persons. Under the federal program, the state received a 10.0 percentage point increase to its federal Medicaid matching rate for HCBS services during the 12-month period from April 1, 2021 to March 31, 2022. This enhanced matching rate generated state funds savings of \$405.5 million, which, under the federal program, must be spent by March 31, 2025, to enhance the state's HCBS programs. Of this amount, the Department spent \$101.9 million in the 2021-23 biennium, leaving \$303.6 million to be spent in the 2023-25 biennium. This additional HCBS plan spending is carried forward as a balance in the MATF, and is appropriated in 2023-24 as part of the cost-to-continue reestimate.

TABLE 3**Actual and Projected Medical Assistance Trust Fund Revenues
Fiscal Years 2021-22 through 2024-25**

	Actual <u>2021-22</u>	Projection <u>2022-23</u>	Estimates	
			<u>2023-24</u>	<u>2024-25</u>
Beginning Balance	\$61,391,900	\$237,666,500	\$303,641,900	\$0
Provider Assessments				
Hospital Assessment*	\$195,144,400	\$185,880,100	\$155,128,900	\$149,280,100
Nursing Home/ICF-IID Bed Assessment	57,225,900	55,317,700	53,365,500	51,495,300
Critical Access Hospital Assessment*	1,795,700	1,473,800	1,009,000	831,100
Federal Funds Claiming				
County Nursing Home Cert. Pub. Expenditures	\$23,350,400	\$20,800,000	\$20,176,000	\$19,570,700
UW Intergovernmental Transfer	15,683,200	15,900,900	23,709,000	15,806,000
UW Certified Public Expenditures	0	1,900,000	1,900,000	1,900,000
Other				
Transfer from General Fund	\$174,665,900	\$527,783,700	\$0	\$0
Transfer from Permanent Endowment Fund	126,809,900	133,418,300	101,523,900	95,817,200
Interest Earnings**	<u>264,200</u>	<u>-450,000</u>	<u>-450,000</u>	<u>-450,000</u>
Total Available	\$656,331,500	\$1,179,691,000	\$660,004,200	\$334,250,400
Expenditures				
County Nursing Home Supplement***	\$11,530,000	\$0	\$0	\$0
MA Benefits	<u>407,135,000</u>	<u>876,049,100</u>	<u>660,004,200</u>	<u>334,250,400</u>
Year-End Balance	\$237,666,500	\$303,641,900	\$0	\$0

* Assessment revenue is first deposited in separate trust funds and a portion is used to make supplemental hospital payments. The amounts shown are the transfers to the MA trust fund after these supplemental payments are made.

** Negative interest earnings reflect negative cash balances that occur at times during the year.

*** Any amount of county nursing home certified public expenditure revenue collected in excess of budget projections is paid as a supplement to counties in the following year.

Table 4 shows the actual and projected federal medical assistance percentage (FMAP) rates applicable to MA benefit expenditures in each fiscal year from 2022-23 through 2024-25. The enhanced FMAP applicable during the COVID-19 pandemic will phase out by the end of calendar year 2023, but still impacts the weighted average in 2023-24. In addition to the FMAP for regular Medicaid (Title 19 of the federal Social Security Act), the table also shows the higher rate applicable to expenditures for children eligible under the Children's Health Insurance Plan (CHIP or Title 21).

TABLE 4**Federal Medical Assistance Percentage (FMAP) Rates
By State Fiscal Year**

<u>State Fiscal Year</u>	<u>Title 19 (Most MA Services)</u>	<u>Title 21 (Children's Health Insurance Plan)</u>
2022-23		
State	34.06%	23.84%
Federal	65.95	76.16
2023-24		
State	38.48%	26.94%
Federal	61.52	73.06
2024-25		
State	39.31%	27.52%
Federal	60.69	72.48

Table 5 shows the annual income eligibility levels, by household size, at various percentages of the 2023 federal poverty level (FPL). The current BadgerCare Plus income eligibility threshold is 100% for adults and 306% for pregnant women and children. The other percentages shown, 160%, 200%, and 240%, are used for the different eligibility tiers in the SeniorCare program.

TABLE 5**Annual Household Income at Various Percentages of the 2023 Federal Poverty Level,
By Household Size**

<u>Household Size</u>	<u>Percentage of FPL</u>				
	<u>100%</u>	<u>160%</u>	<u>200%</u>	<u>240%</u>	<u>306%</u>
One	\$14,580	\$23,328	\$29,160	\$34,992	\$44,615
Two	19,720	31,552	39,440	47,328	60,343
Three	24,860	39,776	49,720	59,664	76,072
Four	30,000	48,000	60,000	72,000	91,800
Five	35,140	56,224	70,280	84,336	107,528

2. MEDICAL ASSISTANCE COST-TO-CONTINUE [LFB Paper 405]

Provide \$1,113,486,100 (\$113,687,700 GPR, \$618,648,900 FED, \$82,458,000 PR, and \$298,691,500 SEG) in 2023-24 and \$583,544,500 (\$240,502,500 GPR, \$326,565,800 FED, \$38,064,300 PR, and -\$21,588,100 SEG) in 2024-25 to fund projected MA benefits under a cost-to-continue scenario.

GPR	\$354,190,200
FED	945,214,700
PR	120,522,300
SEG	<u>277,103,400</u>
Total	\$1,697,030,600

The cost-to-continue estimate adjusts the appropriations for MA benefits to reflect anticipated costs during the biennium, under a scenario that generally assumes no changes to program eligibility or provider reimbursement rates. Thus, the funding increases are based on projections of caseload growth, changes in the use and cost of providing primary acute and long-term care services, and changes to the state's federal medical assistance percentage (FMAP). Although the cost-to-continue estimate generally assumes no changes to provider reimbursement rates, there are exceptions. For certain MA services, the Department's practice is to make cost-based adjustments to rates, or the rate methodology is itself based, in whole or in part, on provider costs. Examples include hospital base rates, and rates paid to federally qualified health centers, nursing homes, and state centers for individuals with intellectual disabilities. In keeping with past practice, the cost-to-continue estimates incorporate adjustments to account for these reimbursement policies.

3. HOSPITAL REIMBURSEMENT RATE INCREASE [LFB Paper 407]

GPR	\$26,600,700
FED	<u>41,548,100</u>
Total	\$68,148,800

Provide \$22,716,300 (\$8,741,200 GPR and \$13,975,100 FED) in 2023-24 and \$45,432,500 (\$17,859,500 GPR and \$27,573,000 FED) in 2024-25 to support reimbursement rate increases for hospital services under MA.

The funding provided under this item is based on an estimate, using 2022 cost and payment data, of the increase to base inpatient and outpatient hospital payments that would be needed so that total payments, including hospital supplements, would equal 85% of total hospital costs that can be allocated to MA patients. This calculation is done for all hospitals in aggregate; the actual percentage would vary by hospital. The increase to payments will begin with the calendar year 2024 hospital rates.

4. DISPROPORTIONATE SHARE HOSPITAL PAYMENTS

GPR	\$48,200,000
FED	<u>75,738,000</u>
Total	\$123,938,000

Provide \$62,630,000 (\$24,100,000 GPR and \$38,530,000 FED) in 2023-24 and \$61,308,000 (\$24,100,000 GPR and \$37,208,000 FED) in 2024-25 to increase payments under the disproportionate share hospital (DSH) program. Increase the amount that DHS must distribute as the state share of payments from \$47,500,000 GPR to \$71,600,000 GPR per year.

DSH payments are provided to hospitals for which more than 6% of inpatient days are attributable to MA patients. For each qualifying hospital, payments are calculated in proportion to the hospital's base inpatient payment for MA services. A hospital's add-on percentage is generally proportional to its MA patient days percentage, such that those hospitals with a higher proportion of MA patients have a higher percentage. However, the maximum payment that a hospital may receive in a year is capped at 6.77% of the all-funds total amount available for DSH payments in each fiscal year.

This funding increase is estimated to increase total DSH payments up to the maximum amount eligible for federal matching funds. It is estimated that DHS payments will total

approximately \$182.2 million (all funds) in 2023-24 and 2024-25. In 2022-23, DHS distributed \$139.7 million (all funds) in DHS payments.

[Act 19 Section: 302]

5. HOSPITAL BEHAVIORAL HEALTH REIMBURSEMENT

GPR	\$12,000,000
FED	<u>18,519,000</u>
Total	\$30,519,000

Provide \$10,168,000 (\$4,000,000 GPR and \$6,168,000 FED) in 2023-24 and \$20,351,000 (\$8,000,000 GPR and \$12,351,000 FED) in 2024-25 to increase MA reimbursement for hospital services provided in behavioral health units of general medical and surgical hospitals, effective January 1, 2024.

6. RURAL CRITICAL CARE HOSPITAL SUPPLEMENT

GPR	\$4,500,000
FED	<u>7,071,000</u>
Total	\$11,571,000

Provide \$5,847,000 (\$2,250,000 GPR and \$3,597,000 FED) in 2023-24 and \$5,724,000 (\$2,250,000 GPR and \$3,474,000 FED) in 2024-25 to increase supplementary payments to hospitals under the rural critical care access program. Increase the amount that DHS must distribute annually as the state share of payments from \$2,250,000 GPR to \$4,500,000 GPR.

The rural critical care supplement is paid to general medical and surgical hospitals that do not qualify as disproportionate share hospitals (DSH), but have MA patients accounting for at least six percent of total charges for services performed. These hospitals typically do not qualify for DSH payments because they do not offer obstetric care. Funding is distributed among qualifying hospitals under a formula similar to the one used for DSH payments, but based on charges for services instead of patient days.

[Act 19 Section: 303]

7. GRADUATE MEDICAL EDUCATION SUPPLEMENT [LFB Paper 407]

GPR	\$727,700
FED	<u>1,147,300</u>
Total	\$1,875,000

Provide \$937,500 (\$360,800 GPR and \$576,700 FED) in 2023-24 and \$937,500 (\$366,900 GPR and \$570,600 FED) in 2024-25 to increase grants paid to hospitals to fund the creation of new accredited graduate medical training programs and the addition of positions to existing programs in hospitals serving a rural or underserved community. Increase a statutory limit on the term of grants provided for new training programs for rural hospitals from three years to five years.

Under current law, residency positions must be in one of the following disciplines to qualify for grant funding: (a) family medicine; (b) pediatrics; (c) psychiatry; (d) general surgery; and (e) internal medicine. Hospitals in the City of Milwaukee are ineligible for grants to establish new residency programs.

[Act 19 Section: 417]

8. PRIMARY CARE REIMBURSEMENT RATE INCREASE
[LFB Paper 407]

GPR	\$52,158,100
FED	<u>80,492,200</u>
Total	\$132,650,300

Provide \$44,216,800 (\$17,394,900 GPR and \$26,821,900 FED) in 2023-24 and \$88,433,500 (\$34,763,200 GPR and \$53,670,300 FED) in 2024-25 to support reimbursement rate increases for primary care medical services under MA. Primary care predominantly consists of office visits with family or general practitioners. These visits may be prompted by a specific medical concern, such as an illness or symptom, or be regularly-scheduled preventive check-ups. The funding provided under this item is based on an estimate of the amount needed to increase the reimbursement rates for primary care services to 70% of the amount that Medicare pays for primary care services, with an effective date of January 1, 2024.

9. EMERGENCY PHYSICIAN REIMBURSEMENT RATE INCREASE [LFB Paper 407]

GPR	\$5,994,000
FED	<u>9,362,000</u>
Total	\$15,356,000

Provide \$5,118,700 (\$1,969,700 GPR and \$3,149,000 FED) in 2023-24 and \$10,237,300 (\$4,024,300 GPR and \$6,213,000 FED) in 2024-25 to increase the reimbursement rates for emergency physician services. The funding provided under this item is based on an estimate of the amount needed to increase the reimbursement rates for emergency physician services to 40% of the amount that Medicare pays for emergency physician services, with an effective date of January 1, 2024.

10. CHIROPRACTIC RATE INCREASE

GPR	\$700,000
FED	<u>1,100,000</u>
Total	\$1,800,000

Provide \$600,000 (\$200,000 GPR and \$400,000 FED) in 2023-24 and \$1,200,000 (\$500,000 GPR and \$700,000 FED) in 2024-25 to increase reimbursement rates paid under MA for chiropractic services. This increase is estimated to bring rates paid to chiropractors for those procedures such as diagnostics, X-rays, and office visits that physicians can also claim reimbursement for to the same rates currently paid to physicians, effective January 1, 2024. Under current law, the MA program sets different rates for the same procedure performed by different provider types (such as physicians, physician assistants, or psychiatrists) to reflect different levels of medical expertise or when the same procedure serves a different purpose, such as the difference between a patient-evaluation office visit delivered as a primary care check-up or a psychiatric care appointment.

11. SENIORCARE REESTIMATE [LFB Paper 410]

GPR	\$12,082,900
FED	5,996,000
PR	<u>4,369,400</u>
Total	\$22,448,300

Provide \$5,489,500 (\$6,605,100 GPR, \$1,828,800 FED, and -\$2,944,400 PR) in 2023-24 and \$16,958,800 (\$5,477,800 GPR, \$4,167,200 FED, and \$7,313,800 PR) in 2024-25 to fund the estimated cost for benefits under the SeniorCare program during the 2023-25 biennium. SeniorCare provides pharmacy benefits for Wisconsin residents over the age of 65 who are not eligible for full Medicaid benefits.

The following table shows base funding for SeniorCare benefits by source, and the amounts budgeted for the program in each year of the 2023-25 biennium under Act 19.

SeniorCare Total Funding under Act 19

	<u>Base</u>	<u>2023-24</u>	<u>2024-25</u>
GPR	\$17,971,900	\$24,577,000	\$23,449,700
FED	17,738,300	19,567,100	21,905,500
PR	<u>97,633,200</u>	<u>94,688,800</u>	<u>104,947,000</u>
Total	\$133,343,400	\$138,832,900	\$150,302,200

12. WISCONSIN CHRONIC DISEASE PROGRAM RE-ESTIMATE

GPR	-\$1,331,700
PR	<u>- 793,600</u>
Total	-\$2,125,300

Reduce funding by \$1,035,800 (-\$643,600 GPR and -\$392,200 PR) in 2023-24 and \$1,089,500 (-\$688,100 GPR and -\$401,400 PR) in 2024-25 to reflect estimates of the amounts needed to fully fund the Wisconsin chronic disease program (WCDP) in the 2023-25 biennium. The WCDP funds services for individuals with chronic renal disease, hemophilia, and adult cystic fibrosis that are not covered by other public or private health insurance plans. Enrollees in WCDP are responsible for deductibles and coinsurance based on their household income and size, and copayments on prescription medications. The Department receives rebate revenue from drug manufactures for medications dispensed through WCDP, which is budgeted as program revenue.

Base funding for the program is \$4,626,000 (\$3,700,800 GPR and \$925,200 PR), but expenditures in recent years have been below this level. DHS estimates total program costs will be \$3,590,200 (\$3,057,200 GPR and \$533,000 PR) in 2023-24 and \$3,536,500 (\$3,012,700 GPR and \$523,800 PR) in 2024-25. This estimate includes \$500,000 GPR above trend levels in both years as a contingency that would be available if costs exceed the Department's forecasts.

13. DENTAL SERVICES FOR PEOPLE WITH DISABILITIES

Require DHS to implement a provision of 2017 Act 59, which requires the Department to provide reimbursement for dental services rendered by facilities that provide at least 90% of their services to people with cognitive and physical disabilities at a rate that is double the rate that would otherwise be applicable to those services, by October 1, 2023. As of July of 2023, this provision had not yet been implemented.

[Act 19 Section: 9119(1)]

14. COUNTY AND MUNICIPAL AMBULANCE PROVIDER SUPPLEMENT

GPR	-\$2,000,000
-----	--------------

Reduce funding for the Medical Assistance benefits by \$2,000,000 in 2024-25 to reflect the elimination of a supplementary reimbursement program for local government ambulance providers under 2023 Act 12. The program provided supplementary payments totaling \$5,000,000

(\$2,000,000 GPR and \$3,000,000 FED) per year to municipalities and counties for ambulance services delivered to MA patients. Shared revenue payments to these counties and municipalities were reduced under the program by identical amounts, creating no net effect for counties and municipalities but net state savings of \$3,000,000 GPR. The offsetting reductions in shared revenue payments would also be eliminated under Act 19, as described under "Shared Revenue and Tax Relief."

2021 Wisconsin Act 228 created a supplementary reimbursement program for public ambulance providers known as a certified public expenditures (CPE) program that will allow these providers to claim federal matching funds for certain expenditures in excess of base MA reimbursement. Hence, the federal matching funds that were claimed under the previous supplement will now be available to be claimed under the CPE supplement, and no change in federal funding levels is anticipated.

Medical Assistance -- Long-Term Care

1. HOME AND COMMUNITY-BASED SERVICES RATE INCREASE COST-TO-CONTINUE [LFB Paper 420]

GPR	\$88,719,500
FED	<u>136,939,600</u>
Total	\$225,659,100

Provide \$43,707,300 (\$17,194,500 GPR and \$26,512,800 FED) in 2023-24 and \$181,951,800 (\$71,525,000 GPR and \$110,426,800 FED) in 2024-25 to fund costs associated with the American Rescue Plan Act home and community-based services 5% rate increase from April 1, 2024, through June 30, 2025.

The 5% rate increase applies to 42 service categories across Family Care, Family Care Partnership, IRIS (Include, Respect, I Self-Direct), PACE (Program of All-Inclusive Care for the Elderly), Children’s Long-Term Supports (CLTS) Waiver, SSI Managed Care, BadgerCare Plus Managed Care, and Medicaid fee-for-service state plan services, as shown in the following table.

Adult day care service
 Alcohol and other drug abuse (AODA)
 AODA day treatment
 Assistive technology/communication aid
 Behavioral treatment services
 Care management for Care4Kids
 Care management for children with medical complexities
 Care management in fee-for-service
 Consultative clinical and therapeutic services for caregivers
 Consumer-directed supports (self-directed supports) broker
 Consumer education and training
 Counseling and therapeutic
 Environmental accessibility adaptations (home modifications)
 Financial management services
 Habilitation services (daily living skills training and day habilitation resources)
 Home delivered meals
 Home health services
 Housing counseling
 Medication therapy management
 Mental health day treatment
 Mental health services

Nursing (in-home)
 Occupational therapy (in-home)
 Personal care
 Physical therapy (in-home)
 Prenatal care coordination
 Prevocational services
 Residential care
 Residential substance use disorder treatment
 Respiratory care
 Respite
 Self-directed personal care
 Skilled nursing services (RN/LPN)
 Speech and language pathology services (in-home)
 Supported employment - individual employment support
 Supported employment - small group employment support
 Supportive home care
 Training services for unpaid caregivers
 Transportation (specialized transportation) - community transportation
 Transportation (specialized transportation) - other transportation
 Transportation services under DHS 107.23
 Vocational futures planning and support

2. NURSING HOME SUPPORT SERVICES

GPR	\$56,942,300
FED	<u>89,457,700</u>
Total	\$146,400,000

Provide \$73,200,000 (\$28,167,400 GPR and \$45,032,600 FED) in 2023-24 and \$73,200,000 (\$28,774,900 GPR and \$44,425,100 FED) in 2024-25 to increase the support services portion of Medical Assistance program reimbursement for nursing homes. Require the Department to establish and implement a priced rate for nursing home support services based on median facility costs plus 25 percent.

[Act 19 Section: 9119(3)]

3. NURSING HOME INCENTIVES

GPR	\$12,135,300
FED	<u>19,064,700</u>
Total	\$31,200,000

Provide \$15,600,000 (\$6,002,900 GPR and \$9,597,100 FED) in 2023-24 and \$15,600,000 (\$6,132,400 GPR and \$9,467,600 FED) in 2024-25 to exclude provider incentives from the profit limitation in support services so they are paid separately. Require DHS to exclude provider incentives when determining the total rate adjustment to allowable costs.

[Act 19 Section: 9119(4)]

4. NURSING HOME VENTILATOR DEPENDENT RATE

GPR	\$3,889,500
FED	<u>6,110,500</u>
Total	\$10,000,000

Provide \$5,000,000 (\$1,924,000 GPR and \$3,076,000 FED) in 2023-24 and \$5,000,000 (\$1,965,500 GPR and \$3,034,500 FED) in 2024-25 to increase the all-encompassing ventilator-dependent resident reimbursement rate for nursing home care. Require the Department, effective July 1, 2023, to increase the reimbursement rate under the Medical Assistance program for an authorized facility treating a resident of the facility who has received prior authorization for ventilator-dependent care reimbursed under the all-encompassing ventilator-dependent resident reimbursement rate by \$200 per patient day.

In 2022-23, the all-encompassing ventilator-dependent resident reimbursement rate under the MA program was \$726 per patient day.

[Act 19 Section: 9119(5)]

5. NURSING HOME PERSONAL NEEDS ALLOWANCE [LFB Paper 422]

GPR	\$806,100
FED	<u>1,253,900</u>
Total	\$2,060,000

Increase the monthly MA personal needs allowance by \$10, from \$45 to \$55, effective July 1, 2024. Increase MA benefits funding by \$2,060,000 (\$806,100 GPR and \$1,253,900 FED) in 2024-25.

Most elderly, blind, and disabled Medicaid beneficiaries may retain a personal needs allowance from the amount that would otherwise be retained by a nursing home as the individuals' patient liability. The personal needs allowance is intended to allow Medicaid beneficiaries to purchase items and services not provided by the nursing homes in which they live.

[Act 19 Section: 305]

6. FAMILY CARE DIRECT CARE REIMBURSEMENT [LFB Paper 420]

GPR	\$15,000,000
FED	<u>23,432,600</u>
Total	\$38,432,600

Provide \$12,993,800 (\$5,000,000 GPR and \$7,993,800 FED) in 2023-24 and \$25,438,800 (\$10,000,000 GPR and \$15,438,800 FED) in 2024-25 to increase the direct care and services portion of the capitation rates the Department provides to managed care organizations (MCOs) to fund long-term care services for individuals enrolled in Family Care.

Under Act 19, \$136,129,200 (\$52,500,000 GPR and \$83,629,200) in 2023-24 and \$146,303,900 (\$57,500,000 GPR and \$88,803,900) in 2024-25 is budgeted for this purpose. This funding is in addition to funding in the Act to fund actuarially sound capitation rates in the 2023-25 biennium, which is included as part of the Medicaid cost-to-continue item.

7. PERSONAL CARE REIMBURSEMENT RATE [LFB Paper 420]

GPR	\$15,000,000
FED	<u>23,432,600</u>
Total	\$38,432,600

Provide \$12,993,800 (\$5,000,000 GPR and \$7,993,800 FED) in 2023-24 and \$25,438,800 (\$10,000,000 GPR and \$15,438,800 FED) in 2024-25 to increase MA

personal care reimbursement rates.

As of January 1, 2023, the hourly MA personal care reimbursement rate was \$23.44. The funding increase provided in the Act is not intended to provide a specific percentage or dollar increase to the MA personal care reimbursement rates. Instead, DHS will determine a method for implementing the personal care reimbursement rate increase.

Services for the Elderly and People with Disabilities

1. AGING AND DISABILITY RESOURCE CENTERS [LFB Paper 425]

GPR	\$7,541,100
-----	-------------

Provide \$2,513,700 in 2023-24 and \$5,027,400 in 2024-25 to increase ADRC base allocations.

ADRCs provide a variety of services as part of their core contract with DHS. Services include: (a) providing information and assistance to individuals in need of long-term care services; (b) benefits counseling; (c) short-term service coordination; (d) conducting functional screens; and (e) enrollment counseling and processing. ADRCs serve older adults and people with disabilities, as well as the families and caregivers who work with and care for them. Services provided at ADRCs are free to Wisconsin residents. In calendar year 2023, \$44,127,500 (all funds) was budgeted for ADRCs and tribal aging and disability resource specialists, of which approximately \$36.0 million GPR was budgeted support ADRC base contracts.

2. COMPLEX PATIENT PILOT PROGRAM [LFB Paper 426]

On a one-time basis, provide \$5,000,000 GPR in 2023-24 for the complex patient pilot program in the Joint Finance Committee program supplements appropriation. Create a GPR appropriation in DHS for this purpose. The fiscal effect of this change is reflected in "Program Supplements."

[Act 19 Section: 109]

3. ADULT PROTECTIVE SERVICES SYSTEM [LFB Paper 427]

GPR	\$2,000,000
-----	-------------

Provide \$1,000,000 annually to increase funding for adult protective services. In calendar year 2023, DHS allocated \$4.9 million GPR for these services.

4. WISCAREGIVER CAREERS [LFB Paper 428]

GPR	\$2,000,000
-----	-------------

Provide \$2,000,000 in 2024-25, on a one-time basis, to fund the WisCaregiver Careers program. This program is a workforce development program that provides free nurse aide training and certification testing, as well as a retention bonus after six months of employment as a nurse aide.

5. SSI SUPPLEMENTS REESTIMATE [LFB Papers 106 and 256]

GPR	\$6,914,400
PR	- 15,599,700
Total	- \$8,685,300

Reduce funding by \$4,987,900 (\$3,457,200 GPR and -\$7,154,600 PR) in 2023-24 and by \$3,697,400 (\$3,457,200 GPR and -\$7,154,600 PR) in 2024-25 to reflect the net fiscal effect of: (a) reestimates of the cost of state supplements to federal supplemental security income (SSI) payments; (-\$4,590,500 GPR in 2023-24 and -\$3,098,600 GPR in 2024-25); (b) reestimates of the cost of caretaker supplement payments and the cost of increasing the monthly payments by 10%, from \$250 for the first child and \$150 for each additional child to \$275 for the first child and \$165 for each additional child, effective July 1, 2023 (\$8,048,100 GPR and -\$8,445,100 PR in 2023-24 and \$6,555,800 GPR and -\$7,154,600 PR in 2024-25). The PR in this item is temporary assistance for needy families (TANF) funding, budgeted in the Department of Children and Families (DCF) that DCF transfers to DHS to support SSI caretaker supplements and administration costs.

The SSI program provides cash benefits to low-income residents who are elderly, blind, or disabled to supplement SSI payments they receive from the federal program. As of May, 2022, the state made basic supplemental payments (set at \$83.78 per month for single individuals and \$132.05 for couples) to 115,400 Wisconsinites. Some SSI beneficiaries who require 40 hours of supportive home care or other care per month or live in small community-based residential facilities or other assisted living settings also qualify for an exceptional expense benefit (\$95.99 per month for single individuals, \$345.36 for couples).

SSI recipients with dependent children may also receive a caretaker supplement payment, supported by GPR and TANF funds transferred as program revenue from DCF.

DHS complies with a federal requirement to "pass along" annual federal benefit cost-of-living increases by demonstrating that total GPR expenditures for state supplements do not decrease from one calendar year to the next. Due to retroactive corrective payments paid in calendar years 2020 and 2021, total GPR expenditures increased to \$160,398,200. To maintain this level of GPR expenditures, beginning in fiscal year 2021-22, DHS paid a portion of caretaker supplement payments using GPR, in lieu of TANF funding. The following table below summarizes the total funding that would be budgeted for these SSI supplemental payments under Act 19.

SSI Supplemental Payments Under Act 19

	Base	Total Funding		Change to Base		
		2023-24	2024-25	2023-24	2024-25	2023-25
SSI State Supplements						
GPR	\$153,824,100	\$149,233,200	\$150,725,500	-\$4,590,900	-\$3,098,600	-\$7,689,500
Caretaker Supplement						
GPR	\$3,116,900	\$11,165,000	\$9,672,700	\$8,048,100	\$6,555,800	\$14,603,900
PR	<u>17,452,900</u>	<u>9,007,800</u>	<u>10,298,300</u>	<u>-8,445,100</u>	<u>-7,154,600</u>	<u>-15,599,700</u>
All Funds	\$20,569,800	\$20,172,800	\$19,971,000	-\$397,000	-\$598,800	-\$995,800
Total SSI-Related Payments						
GPR	\$156,941,000	\$160,398,200	\$160,398,200	\$3,457,200	\$3,457,200	\$6,914,400
PR	<u>17,452,900</u>	<u>9,007,800</u>	<u>10,298,300</u>	<u>-8,445,100</u>	<u>-7,154,600</u>	<u>-15,599,700</u>
All Funds	\$174,393,900	\$169,406,000	\$170,696,500	-\$4,987,900	-\$3,697,400	-\$8,685,300
Caretaker Supplement Administration (PR)	\$692,100	\$692,100	\$692,100	\$0	\$0	\$0

6. ALZHEIMER'S FAMILY AND CAREGIVER SUPPORT PROGRAM [LFB Paper 430]

GPR	\$500,000
-----	-----------

Provide \$250,000 annually. Increase the maximum amount of funding the Department may provide under the Alzheimer's family and caregiver support program from \$2,808,900 to \$3,058,900 annually.

[Act 19 Section: 245]

7. HOME DELIVERED MEALS

GPR	\$450,000
-----	-----------

Provide \$225,000 annually to increase funding available for home delivered meals. In 2023, DHS contracts with Area Agencies on Aging for home delivered meals totaled \$6,081,300 (\$450,000 GPR and \$5,631,300 FED from Title III of the federal Older American Act).

Public Health

1. GRANTS TO FREE AND CHARITABLE CLINICS [LFB Paper 439]

GPR	\$1,500,000
-----	-------------

Provide \$750,000 annually to increase, from \$1,500,000 to \$2,225,000, annual funding for grants DHS distributes to free and charitable clinics. Modify the statutory requirement to distribute these grants to reflect the increased amount.

Currently, DHS distributes grants to free and charitable clinics that meet certain statutory qualifications, including operating as a nonprofit and providing medical or dental care, or prescription drugs, to people who are uninsured, underinsured, or have limited or no access to primary, specialty, or prescription care. Federally qualified health centers (FQHCs) are ineligible to receive these grants, but receive state support under a separate grant program.

[Act 19 Section: 438]

2. REACH OUT AND READ [LFB Paper 657]

GPR	\$500,000
-----	-----------

Provide \$500,000 in 2023-24 for DHS to distribute as grants to Reach Out and Read, Inc., for the early literacy program known as Reach Out and Read Wisconsin. The program provides books and early literacy guidance integrated into regular pediatric primary care appointments. The 2021-23 biennial budget act provided \$500,000 GPR in 2021-22 one-time funding for the program.

3. DENTISTRY RESIDENCY

Provide \$5,000,000 GPR in 2023-24 in the Joint Committee on Finance program supplements appropriation for the establishment of a general dentistry residency program at the Marquette Dental School. A general practice residency program typically provides one year of postgraduate training to dentists to develop skills and experience with medically complex and special-needs patients in a variety of practice settings. The fiscal effect of this change is shown under "Program Supplements."

4. ALLIED HEALTH PROFESSIONAL TRAINING

GPR	\$5,000,000
-----	-------------

Provide one-time funding of \$2,500,000 in 2023-24 and 2024-25 to increase funding for allied health professional education and training grants. Expand eligibility for the program to include registered nurses. Under current law, the program provides grants to hospitals, health systems, and educational entities for expenses related to training health care providers other than physicians, registered nurses, dentists, pharmacists, chiropractors, or podiatrists. This item would increase the annual amount appropriated for these grants from \$500,000 to \$3,000,000 in the 2023-25 biennium only.

[Act 19 Section: 416]

5. SURGICAL COLLABORATIVE OF WISCONSIN

GPR	\$300,000
-----	-----------

Provide one-time funding of \$150,000 in 2023-24 and 2024-25 for DHS to award as grants to the Surgical Collaborative of Wisconsin. Create an appropriation for this purpose, and repeal that appropriation effective July 1, 2025. The collaborative is a partnership of health care and insurance organizations and practitioners that seeks to improve the quality of surgical care.

[Act 19 Sections: 103, 104, 418, 419, and 9419(1)]

6. GENERAL PROGRAM OPERATIONS FUNDING

GPR	- \$153,400
-----	-------------

Reduce funding for the Division of Public Health's general program operations by \$76,700 annually. With base funding of \$9,724,300 GPR per year, this appropriation supports staff costs, rent, data processing, and other supplies and services for the operation of the Division of Public Health.

7. EMERGENCY MEDICAL SERVICES ASSISTANCE

GPR	- \$2,200,000
SEG	<u>25,000,000</u>
Total	\$22,800,000

Modify funding for emergency medical services assistance program grants by funding the program from segregated revenue from the local government fund (SEG) instead of the general fund (GPR), beginning in 2024-25. Provide \$25,000,000 SEG and eliminate base GPR funding of \$2,200,000, for a net increase of \$22,800,000, beginning in 2024-25. The program currently provides grants to ambulance service providers to support operations and improvements and to offset costs of training and professional examinations.

Authorize DHS to distribute grants to emergency medical responder departments, in addition to ambulance service providers. (Emergency medical responder departments are agencies that respond to 9-1-1 calls to provide medical treatment, but do not transport patients.) Specify that grant funds may be used for disposable medical supplies or equipment and medications, in addition to the current eligible uses. Limit expenditures for medications and disposable medical supplies and equipment to 15% of an agency's total grant amount. Direct the Emergency Medical Services Board to adjust the formula for distribution of grants to take into account newly eligible entities and expanded uses for which grant funding may be used.

Under current law, DHS provides annual grants to every ambulance service provider that actively transports patients, providing a uniform base amount for each grantee and an amount based on the population of each grantee's primary service area.

[Act 19 Sections: 102, 439 thru 447, and 9119(6)]

Behavioral Health

1. CRISIS URGENT CARE AND OBSERVATION FACILITIES [LFB Paper 445]

Create a biennial appropriation in DHS for making grants for crisis urgent care and observation facilities, but with no funding provided. Provide \$10,000,000 GPR in 2023-24 in the Joint Committee on Finance program supplements appropriation, for regional crisis urgent care and observation facilities. The fiscal effect of this provision is reflected in "Program Supplements."

[Act 19 Section: 108]

2. SCHOOL-BASED MENTAL HEALTH CONSULTATION PILOT PROGRAM

GPR	- \$350,000
-----	-------------

Delete the appropriation and associated program language for the school-based mental health consultation pilot program, and reduce funding by \$175,000 annually to eliminate base funding for the program. The school-based mental health consultation program was created by 2019 Act 117 to provide consultation services to school personnel in Outagamie County. The Department contracted with the Medical College of Wisconsin to provide consultation services under the program.

[Act 19 Sections: 107 and 313]

3. 2015 ACT 153 MENTAL HEALTH PILOT PROJECTS [LFB Paper 448]

GPR	- \$533,400
GPR-Lapse	\$1,958,600

Reduce funding by \$266,700 annually for mental health pilot projects and repeal the mental health pilot projects appropriation. Repeal statutory provisions for two pilot projects, established by 2015 Act 153, for a behavioral health care coordination program and a psychiatric consultation program. Increase estimated GPR lapse by \$1,958,600 in 2023-24 to reflect the lapse of uncommitted continuing balance in the appropriation. The pilot projects that are eliminated under this item have not been implemented.

[Act 19 Sections: 106, 306, and 307]

4. TELEMEDICINE CRISIS RESPONSE PILOT PROGRAM

Provide \$2,000,000 GPR in 2023-24 in the Joint Committee on Finance program supplements appropriation for as telemedicine crisis response pilot program. The fiscal effect of this item is reflected in "Program Supplements."

Care and Treatment Facilities

1. DHS FACILITY POPULATION PROJECTIONS

The Department of Health Services operates seven residential facilities, including three intermediate care facilities for individuals with intellectual disabilities (Central, Northern, and Southern, hereafter "State Centers"), the state's two mental health institutes (Mendota MHI and Winnebago MHI), and two secure treatment centers, (the Wisconsin Resource Center, and the Sand Ridge Secure Treatment Center). The funding source for the costs of these facilities is allocated to GPR and PR appropriations, depending upon the mix of residents. The cost of services for forensic patients at the mental health institutes and for residents of the secure treatment centers is funded with

GPR, while services for residents at the state centers and for civilly-committed patients at the mental health institutes is funded with PR, using revenue collected from Medicaid and charges levied on counties.

The budget for variable nonfood supplies and services and for food is typically established by estimating the per person costs in each of various expenditure categories, then multiplying those averages times the average daily populations at each facility. The following table shows the average daily populations, by facility, that were used in developing the variable nonfood and food funding estimates for Act 19. In some cases, certain subgroup totals are shown. During the 2023-25 biennium, for instance, DHS anticipates that some forensic patients will be placed at Sand Ridge Secure Treatment Center and at the Wisconsin Resource Center, to help address an admissions waiting list for forensic patients at the Mendota Mental Health Institute.

Average Daily Population Projections, by Facility

	<u>2023-24</u>	<u>2024-25</u>
Mendota Mental Health Institute		
Adult Forensic/Civil	300	300
Mendota Juvenile Treatment Center	<u>29</u>	<u>29</u>
Mendota Total	329	329
Winnebago Mental Health Institute		
	184	188
Sand Ridge Secure Treatment Center		
Chapter 980 Civil	210	210
Forensic Patients	<u>60</u>	<u>60</u>
Sand Ridge Total	270	270
Wisconsin Resource Center		
Corrections Inmates	385	385
Forensic Patients	<u>20</u>	<u>20</u>
WRC Total	405	405
Central Wisconsin Center	171	171
Southern Wisconsin Center	106	106
Northern Wisconsin Center	11	11

2. NONFOOD SUPPLIES AND SERVICES [LFB Paper 455]

GPR	\$22,043,000
PR	<u>87,880,400</u>
Total	\$108,232,200

Provide \$51,115,800 (\$9,424,600 GPR and \$41,691,200 PR) in 2023-24 and \$58,807,600 (\$12,618,400 GPR and \$46,189,200 PR) in 2024-25 to fund projected increases in nonfood supplies and services costs for the Department's care and treatment facilities. Nonfood supplies and services include medical services, medical supplies, prescription drugs, clothing, laundry and cleaning supplies.

The following table shows the resulting budget for variable nonfood supplies and services by facility and fund source.

Budget for Variable Nonfood Supplies and Services under Act 19

	2023-24			2024-25		
	GPR	PR	Total	GPR	PR	Total
Mendota MHI	\$16,016,400	\$1,073,100	\$17,089,500	\$17,537,000	\$1,174,900	\$18,711,900
Winnebago MHI	6,814,500	34,981,300	41,795,800	7,126,500	36,582,400	43,708,900
Sand Ridge STC	8,385,000	0	8,385,000	9,158,000	0	9,158,000
Wis. Resource Center	6,391,000	0	6,391,000	6,979,200	0	6,979,200
Central Wis. Center	0	21,533,500	21,533,500	0	23,615,500	23,615,500
Northern Wis. Center	0	1,615,500	1,615,500	0	1,768,900	1,768,900
Southern Wis. Center	0	6,159,300	6,159,300	0	6,719,000	6,719,000
Total	\$37,606,900	\$65,362,700	\$102,969,600	\$40,800,700	\$69,860,700	\$110,661,400

3. RESIDENT FOOD REESTIMATE [LFB Paper 455]

GPR	\$1,515,900
PR	990,500
Total	\$2,506,400

Provide \$1,187,900 (\$720,600 GPR and \$467,300 PR) in 2023-24 and \$1,318,500 (\$795,300 GPR and \$523,200 PR) in 2024-25 to fund projected increases in food costs at the Department's seven care and treatment facilities. The following table shows the resulting budget for resident food by facility and fund source.

Budget for Resident Food under Act 19

	2023-24			2024-25		
	GPR	PR	Total	GPR	PR	Total
Mendota MHI	\$1,327,400	\$88,900	\$1,416,300	\$1,351,300	\$90,500	\$1,441,800
Winnebago MHI	179,200	920,000	1,099,200	181,200	954,100	1,135,300
Sand Ridge STC	634,600	0	634,600	646,000	0	646,000
Wis. Resource Center	2,077,400	0	2,077,400	2,114,800	0	2,114,800
Central Wis. Center	0	388,500	388,500	0	395,500	395,500
Northern Wis. Center	0	112,900	112,900	0	114,900	114,900
Southern Wis. Center	0	622,400	622,400	0	633,600	633,600
Total	\$4,218,600	\$2,132,700	\$6,351,300	\$4,293,300	\$2,188,600	\$6,481,900

4. ELECTRONIC HEALTH RECORDS COST REESTIMATE

GPR	\$1,627,500
PR	1,072,100
Total	\$2,699,600

Provide \$1,095,200 (\$676,400 GPR and \$418,800 PR) in 2023-24 and \$1,604,400 (\$951,100 GPR and \$653,300 PR) in 2024-25 for anticipated increased costs for maintaining electronic health records systems used by the Department's care and treatment facilities. The total funding for electronic health records provided under Act 19 is \$14,386,900 (\$7,762,400 GPR and \$6,624,500 PR) in 2023-24 and \$14,896,100 (\$8,037,100 GPR and \$6,859,000 PR) in 2024-25. These amounts include estimated cost for computer hardware and software, master lease payments for the electronic health records system development, and vendor hosting expenses.

5. OVERTIME SUPPLEMENT [LFB Paper 456]

GPR	\$12,305,600
PR	<u>1,555,000</u>
Total	\$13,860,600

Provide \$6,930,300 (\$6,152,800 GPR and \$777,500 PR) annually to fund anticipated overtime costs at the Department's care and treatment residential facilities. The funding under this item reflects the difference between the projected overtime costs at each facility and the amount that is provided under the overtime standard budget adjustment. The overtime funding provided in the standard budget adjustment item is based on the amount of funding provided for overtime by the 2021-23 budget. Since overtime costs are projected to exceed that amount, the funding in this item is intended to make up the difference.

The following table shows, by facility and fund source, the annual overtime increase that would be provided under the standard budget adjustment item, the funding increase under this item, and the total funding that is budgeted annually to support overtime costs under Act 19.

Facility	Standard Budget Adjustments			Overtime Supplement			Total Annual Overtime Budget		
	GPR	PR	Total	GPR	PR	Total	GPR	PR	Total
Mendota MHI	\$5,208,400	\$1,196,300	\$6,404,700	\$4,733,600	\$1,087,400	\$5,821,000	\$9,942,000	\$2,283,700	\$12,225,700
Winnebago MHI	879,600	2,769,000	3,648,600	124,600	392,300	516,900	1,004,200	3,161,300	4,165,500
Sand Ridge STC	1,415,700	0	1,415,700	15,100	0	15,100	1,430,800	\$0	1,430,800
WI Resource Center	1,893,100	0	1,893,100	1,279,500	0	1,279,500	3,172,600	\$0	3,172,600
Central WI Center	0	3,787,100	3,787,100	0	-197,500	-197,500	0	3,589,600	3,589,600
Northern WI Center	0	419,300	419,300	0	92,600	92,600	0	511,900	511,900
Southern WI Center	0	2,263,000	2,263,000	0	-597,300	-597,300	0	1,665,700	1,665,700
Total	\$9,396,800	\$10,434,700	\$19,831,500	\$6,152,800	\$777,500	\$6,930,300	\$15,549,600	\$11,212,200	\$26,761,800

6. TREATMENT OF STATE CENTERS REVENUES [LFB Paper 458]

GPR-REV	\$5,900,000
---------	-------------

Increase estimates of GPR-REV by \$2,900,000 in 2023-24 and \$3,000,000 in 2024-25. Under a motion approved by the Joint Committee on Finance, DHS is authorized to retain \$3.0 million annually of program revenues to reduce the unsupported overdraft at Northern Wisconsin Center, an increase of \$2.0 million annually from previous practice, as authorized in 2017 Act 59.

7. WISCONSIN RESOURCE CENTER -- TRANSFER DEPARTMENT OF CORRECTIONS POSITIONS TO DHS [LFB Paper 296]

	Funding	Positions
GPR	\$17,813,800	110.00

Provide \$8,906,900 annually and 110.0 positions, beginning in 2023-24, to reflect the transfer of security positions currently budgeted under the Department of Corrections (DOC) to the Wisconsin Resource Center (WRC). Repeal a statutory provision that specifies that security staff at the WRC shall be employees of the Department of Corrections and modify the appropriation authority for WRC to reflect this change. An item summarized under Corrections--Adult Institutions reflects the reduction in position authority and funding in that agency.

Specify that 110.0 FTE GPR positions, and the incumbent employees holding those

positions in the Department of Corrections who are responsible for the performance of security operations at WRC, as determined by the DOA Secretary, would be transferred to DHS. Specify that the transferred employees have all the rights and the same status DHS that they enjoyed in DOC immediately before the transfer and that no transferred employee who has attained permanent status would be required to serve a probationary period.

Specify that all assets and liabilities of the Department of Corrections that are primarily related to security operations at WRC, as determined by the DOA Secretary would be become the assets and liabilities of DHS. Specify that all tangible personal property, including records, of DOC that are primarily related to security operations at WRC would be transferred to DHS.

Specify that any matter pending with DOC on the effective date of the bill that is primarily related to security operations is transferred to DHS and that all materials submitted to or actions taken by DOC with respect to the pending matter are considered as having been submitted to or taken by DHS.

Specify that all contracts entered into by DOC primarily related to security operations at WRC in effect on the effective date of the bill remain in effect and would be transferred DHS. Require DHS to carry out any obligations under those contracts unless modified or rescinded to the extent allowed under the contract.

The Wisconsin Resource Center, in Oshkosh, is a secure treatment facility operated by the Department of Health Services that provides mental health and substance abuse treatment for inmates transferred from DOC prisons. DHS operates the facility and provides the treatment services, but security functions are performed by the Department of Corrections personnel under the direction of the Oshkosh Correctional Institution. This item transfers 71 correctional officer positions, 31 correctional sergeant positions, and eight supervising officer positions from DOC to DHS so that all personnel at WRC would be under the direction of DHS.

[Act 19 Sections: 105, 240, 241, and 9108(1)]

8. CONTRACTED COMMUNITY SERVICES [LFB Paper 459]

GPR	\$8,844,200
-----	-------------

Provide \$3,411,900 in 2023-24 and \$5,432,300 in 2024-25 for projected costs of the Division of Care and Treatment Services contracts for community-based mental health services for the treatment and monitoring for its forensic and sexually violent persons programs.

The funding in this item pertains to six contracted programs: (a) supervised release services; (b) conditional release services; (c) competency restoration services; (d) outpatient competency examination; (e) Department of Correction community supervision services; and (f) court liaison services. In addition to funding for projected contract costs, the funding in this item includes increases of \$1,800 in 2023-24 and \$3,600 in 2024-25 for anticipated increased costs for limited-term employee (LTE) salaries in the Division's general operations appropriation. The Division uses LTEs in support of the supervised release program.

The following table shows the resulting total funding levels by program component.

Total Estimated Contract Cost by Program Component under Act 19

	<u>2023-24</u>	<u>2024-25</u>
Supervised Release	\$7,810,300	\$8,532,200
Conditional Release	5,609,100	5,832,800
Competency Restoration	4,548,000	5,256,900
Outpatient Competency Exams	4,009,400	4,279,800
DOC Community Supervision	1,731,600	1,818,700
Court Liaison Services	262,500	269,100
LTEs for Supervised Release	<u>108,800</u>	<u>110,600</u>
 Total Estimated Contract Cost	 \$24,079,700	 \$26,100,100

The following table shows the caseload and per person costs estimates that are the basis for the contract reestimate. Following the table is a description of each program component.

Caseload and Per Person Costs Estimates under Act 19

<u>Contracted Service</u>	<u>Caseload Estimates</u>			<u>Annualized Per Person Cost</u>		
	<u>2022-23</u>	<u>2023-24</u>	<u>2024-25</u>	<u>2022-23</u>	<u>2023-24</u>	<u>2024-25</u>
Supervised Release	71	76	81	\$87,341	\$102,767	\$105,336
Conditional Release	304	308	313	17,555	18,187	18,641
 Competency Restoration						
Community-based	184	221	259	\$13,317	\$13,797	\$14,142
Jail-based	539	564	589	2,559	2,651	2,717
 Outpatient Competency Exams	 2,180	 2,607	 2,715	 \$1,484	 \$1,538	 \$1,576
DOC Community Supervision	375	384	394	4,348	4,505	4,617

Description of Contracted Services

Supervised Release Services. The supervised release program provides community-based treatment to individuals who are found to be sexually violent persons (SVPs) under Chapter 980 of the statutes. SVPs are committed to DHS and provided institutional treatment at the Sand Ridge Secure Treatment Center in Mauston, but may petition the court for supervised release if at least 12 months have elapsed since the initial commitment order was entered, since the most recent release petition was denied, or since the most recent order for supervised release was revoked. The supervised release program provides intensive monitoring, continued treatment, and supportive services for transition back into the community.

Conditional Release Services. The conditional release program provides monitoring and treatment to individuals who have been found not guilty by reason of mental disease or defect and are either immediately placed on conditional release following the court's finding or following release from one of the state's mental health institutes.

Competency Restoration Services. DHS contracts with a vendor to provide outpatient

treatment services to individuals who are determined to be incompetent to proceed to a criminal trial if a court determines that the individual is likely to be competent within 12 months, or within the time of the maximum sentence specified for the most serious offense with which the defendant is charged. These services are delivered on an outpatient basis for individuals who, based on an assessment of their risk level, are able to live in the community, or in county jails, as an alternative to admitting those individuals to one of the mental health institutes for treatment.

Outpatient Competency Examination. Chapter 971 of the statutes prohibits courts from trying, convicting, or sentencing an individual if the individual lacks substantial mental capacity to understand the proceedings or assist in his or her own defense. Courts may order DHS to conduct competency examinations, which may be performed either on an inpatient basis by DHS staff at the state mental institutes, or on an outpatient basis in jails and locked units of other facilities by contracted staff.

Department of Corrections Community Supervision. DHS contracts with the Department of Corrections for the supervision of clients in the supervised release and conditional release programs. The contract includes supervision, transportation escort, and global positioning system (GPS) monitoring.

Court Liaison Services. The Department contracts for the cost of court liaison services, used to provide consultation to courts regarding mental health issues for individuals in the judicial system.

9. MENTAL HEALTH INSTITUTES FUND SOURCE REALLOCATION

	Funding	Positions
GPR	-\$12,482,000	- 59.10
PR	<u>12,482,000</u>	<u>59.10</u>
Total	\$0	0.00

Reduce funding by \$6,116,600 GPR in 2023-24 and \$6,365,400 GPR in 2024-25, reduce positions by 56.77 GPR in 2023-24 and 59.10 GPR in 2024-25, and provide corresponding PR funding and position increases to reallocate the funding source for services provided at the state mental health institutes. The funding and position adjustments reflect the Administration's estimated changes in the percentage of patients whose care will be funded with GPR and PR, respectively, in the 2023-25 biennium. The state is responsible for the cost of caring for forensic patients, funded with GPR, while the Department collects PR assessments from counties or health insurance for the cost of the care of civil patients, including emergency detention. For the 2023-25 biennium, the Administration anticipates that a higher share of the total patient population will be civil patients, resulting in a funding reallocation from GPR to PR sources.

10. DEBT SERVICE [LFB Paper 106]

GPR	\$20,325,400
-----	--------------

Provide \$5,145,900 in 2023-24 and \$15,179,500 in 2024-25 to reflect estimates of debt service payments on bonds issued for capital projects at DHS care and treatment facilities. Base debt service funding is \$16,583,400. With the adjustments under this item, total debt service payments are estimated at \$21,729,300 in 2023-24 and \$31,762,900 in 2024-25.

11. FUEL AND UTILITIES

GPR	\$97,000
-----	----------

Provide \$10,100 in 2023-24 and \$86,900 in 2024-25 to reflect an estimate of GPR-funded fuel and utilities costs at the care and treatment facilities. Base funding for fuel and utilities costs is \$5,707,000 GPR and \$6,927,800 PR. With the adjustments under this item, the GPR appropriation for fuel and utilities would be \$5,717,100 in 2023-24 and \$5,793,900 in 2024-25. Act 19 does not adjust the PR appropriation for fuel and utilities.

Quality Assurance

1. BUREAU OF ASSISTED LIVING STAFF [LFB Paper 461]

Direct DHS to submit a plan to the Joint Committee on Finance, by no later than February 1, 2024, to increase licensing fees for assisted living facilities and outpatient mental health clinics to cover the cost of staffing within BAL necessary to ensure adequate protection of the health and well-being of vulnerable individuals, as determined by DHS.

[Act 19 Section: 9119(2)]

2. OFFICE OF CAREGIVER QUALITY [LFB Paper 462]

Provide \$135,800 (\$54,300 FED and \$81,500 PR) in 2023-24 and \$168,000 (\$67,200 FED and \$100,800 PR) in 2024-25, to fund 2.0 (0.8 FED and 1.2 PR) four-year project positions in the Office of Caregiver Quality, beginning in 2023-24.

	Funding	Positions
FED	\$121,500	0.80
PR	<u>182,300</u>	<u>1.20</u>
Total	\$303,800	2.00

FoodShare and Public Assistance Administration

1. FOODSHARE EMPLOYMENT AND TRAINING PROGRAM [LFB Paper 465]

GPR	\$8,948,000
FED	<u>3,518,400</u>
Total	\$12,466,400

Provide \$7,046,200 (\$3,924,400 GPR and \$3,121,800 FED) in 2023-24 and \$5,420,200 (\$5,023,600 GPR and \$396,600 FED) in 2024-25 to fund projected costs of FoodShare employment and training (FSET) program participation in the 2023-25 biennium.

The following table shows estimated enrollment, costs, and total GPR funding budgeted for the program under Act 19.

2023-25 FSET Expenses and Funding

	<u>2023-24</u>	<u>2024-25</u>
Vendor Service Expenses		
Average Monthly Enrollment	10,174	8,796
Est. per Enrollee per Month Vendor Expenses	<u>\$384.05</u>	<u>\$387.84</u>
Estimated Total Vendor Service Costs	\$46,887,900	\$40,937,300
Administrative Expenses	<u>\$1,371,800</u>	<u>\$1,371,800</u>
Estimated Total Program Expenses	\$48,259,700	\$42,309,100
Estimated 100% Federal Funding Offset	\$3,014,400	\$3,014,400
Remaining Expenses after Federal Offset	\$45,245,300	\$39,294,700
50% GPR	22,622,600	19,647,400
50% FED	22,622,700	19,647,300
GPR Base Funding	\$14,623,800	\$14,623,800
Projected Carryover from 2022-23	<u>4,074,400</u>	<u>0</u>
GPR Available	\$18,698,200	\$14,623,800
Difference Between Estimated GPR Costs and Available GPR Funding (Act 19 Increase)	\$3,924,400	\$5,023,600

2. MA AND FOODSHARE CONTRACTS [LFB Paper 466]

GPR	\$45,996,500
FED	<u>82,287,400</u>
Total	\$128,283,900

Provide \$60,572,700 (\$21,497,000 GPR and \$39,075,700 FED) in 2023-24 and \$67,711,200 (\$24,499,500 GPR and \$43,211,700 FED) in 2024-25 to increase funding for contractual services and systems costs for the administration of the MA and FoodShare programs.

This item includes increases in GPR funding for programming services DHS purchases from Deloitte for the Client Assistance for Re-employment and Economic Support (CARES) system. The CARES system is used by county and state staff for eligibility determinations and managing cases for the state's public assistance programs.

This item also includes additional funding to support projects not funded in the current biennium, including: (a) replacing the current system used for administering the Birth to 3 program; (b) the development and implementation of a business operations support system for the Bureau of Fiscal Accountability and Management; (c) the creation of training modules to support professional development as part of the prenatal care coordination redesign project; (d) the development of a business tool to assist in the administration of the Wisconsin funeral and cemetery aids program to replace a payment tracking tool that is no longer functional; and (e) several enhancements to CARES.

Further, this item includes additional funding to support projected cost increases for several

contracts, including the contract with Gainwell Technologies, the state's MA fiscal agent and contract vendor for the state's Medicaid management information system (MMIS) and contracts for telecommunications services used by MA recipients.

Finally, this item includes transferring expenditure authority for the costs associated with the Wisconsin Shares childcare statewide administration on the web (CSAW) system to the Department of Children and Families.

The following table summarizes the GPR and FED funding amounts that would be budgeted for contracted services and systems costs for MA and FoodShare under Act 19.

**Summary of MA and FoodShare Administrative Contracts Funding -- GPR and FED
Act 19**

	2023-24			2024-25		
	GPR	FED	Total	GPR	FED	Total
FoodShare Electronic Benefit Contract	\$1,221,600	\$1,221,600	\$2,443,200	\$1,221,600	\$1,221,600	\$2,443,200
MMIS	37,230,900	82,913,400	120,144,300	40,091,200	91,316,800	131,408,000
MMIS Modules and Related Contracts	5,669,800	25,742,700	31,412,600	4,930,400	19,057,500	23,988,000
CARES Maintenance and Programming	37,700,900	70,576,300	108,277,200	39,287,600	73,946,700	113,234,300
Other Major and Minor Contracts	19,129,400	25,901,000	45,030,400	18,386,000	24,901,600	43,287,600
Telecommunications	2,781,300	3,399,400	6,180,800	2,819,600	3,446,200	6,265,800
Hearings and Appeals and Disability Determinations	<u>2,106,100</u>	<u>2,087,100</u>	<u>4,193,200</u>	<u>2,106,100</u>	<u>2,087,100</u>	<u>4,193,200</u>
Subtotal	\$105,840,000	\$211,841,500	\$317,681,700	\$108,842,500	\$215,977,500	\$324,820,100
Costs Funded from Other Approps.	-\$3,500,000	\$0	-\$3,500,000	-\$3,500,000	\$0	-\$3,500,000
Net Expenditures	\$102,340,000	\$211,841,500	\$314,181,700	\$105,342,500	\$215,977,500	\$321,320,100
2022-23 Base Funding	\$80,843,000	\$172,765,800	\$253,608,800	\$80,843,000	\$172,765,800	\$253,608,800
Difference (Funding Increase in Act 19)	\$21,497,000	\$39,075,700	\$60,572,900	\$24,499,500	\$43,211,700	\$67,711,200

3. SUPPLEMENTAL AMBULANCE REIMBURSEMENTS

GPR	\$632,800
FED	<u>632,800</u>
Total	\$1,265,600

Provide \$632,800 (\$316,400 GPR and \$316,400 FED) annually to contract for the administration of a certified public expenditure (CPE) program to increase MA reimbursement to ambulance service providers owned by local governments. 2021 Act 228 requires the Department to create such a program, subject to federal regulatory approval, which will enable the state to claim federal matching funds on eligible ambulance service expenditures made by local governments and to make a supplemental payment for ambulance services using that revenue.

4. INCOME MAINTENANCE -- LOCAL ASSISTANCE [LFB Paper 467]

GPR	\$1,914,100
FED	<u>2,371,200</u>
Total	\$4,285,300

Provide \$1,756,800 (\$802,700 GPR and \$954,100 FED) in 2023-24 and \$2,528,500 (\$1,114,000 GPR and \$1,414,500 FED) in 2024-25 to: (a) increase base contracts

for income maintenance (IM) consortia and tribal IM agencies by 2% in 2023-24 and an additional 2% in 2024-25 (\$302,700 GPR and \$454,100 FED in 2023-24 and \$611,400 GPR and \$917,100 FED in 2024-25); and (b) increase funding to support fraud prevention investigations by \$1,000,000 (\$500,000 GPR and \$500,000 FED) annually.

Eligibility and caseload management functions related to MA, FoodShare, Wisconsin Shares, and other public assistance programs are performed by county employees in all counties (except Milwaukee County) by 10 regional, multi-county IM consortia. State employees in Milwaukee Enrollment Services (MiES) perform these functions in Milwaukee County. In nine tribal jurisdictions, tribal agency staff provide these services. IM services are funded from a combination of state, federal, and local funds. Base GPR funding for IM eligibility and caseload management functions is \$15,132,500 and \$1,000,000 for fraud prevention investigations.

5. FUNERAL AND CEMETERY AIDS

GPR	- \$549,600
-----	-------------

Reduce funding by \$396,800 in 2023-24 and by \$152,800 in 2024-25 to reflect reestimates of the cost of payments under the Wisconsin funeral and cemetery aids program (WFCAP). Under the program, DHS reimburses costs incurred by funeral homes, cemeteries, and crematories for services they provide to certain deceased individuals who were eligible for MA or Wisconsin Works benefits at the time of their death. DHS is required to pay up to \$1,000 for cemetery and crematory expenses and up to \$1,500 for funeral and burial expenses that are not covered by the decedent's estate or other persons. The program does not provide any reimbursement if the total cemetery expenses exceed \$3,500 or total funeral expenses exceed \$4,500.

Base funding for the program is \$8,476,700. It is estimated that reimbursement payments will total \$7,843,000 in 2022-23, \$8,079,900 in 2023-24 and \$8,323,900 in 2024-25.

Departmentwide

1. STANDARD BUDGET ADJUSTMENTS [LFB Paper 105]

	Funding	Positions
GPR	\$986,600	0.00
FED	15,796,700	- 139.00
PR	10,820,500	0.00
SEG	<u>16,000</u>	<u>0.00</u>
Total	\$27,619,800	- 139.00

Provide \$18,109,100 (\$491,500 GPR, \$12,203,000 FED, \$5,406,600 PR, and \$8,000 SEG) in 2023-24 and \$9,510,700 (\$495,100 GPR, \$3,593,700 FED, \$5,413,900 PR and \$8,000 SEG) and a reduction of 139.00 FED positions in 2024-25 to reflect the net effect of the following standard budget adjustments: (a) turnover (-\$4,887,900 GPR, -\$3,525,000 FED, and -\$3,378,000 PR annually); (b) removal of noncontinuing elements from the base (-\$10,683,300 FED in 2023-24 and -\$19,352,100 FED and -139.0 FED positions in 2024-25); (c) full funding of continuing positions (-\$5,714,200 GPR, \$25,968,400 FED, -\$4,069,800 PR, and \$1,800 SEG annually); (d) overtime (\$9,396,800 GPR and \$10,434,700 PR annually); (e) night and weekend differential pay

(\$2,281,500 GPR, \$101,100 FED, and \$2,256,100 PR annually); and (f) full funding of lease and directed moves costs (-\$584,700 GPR, \$341,800 FED, \$163,600 PR, and \$6,200 SEG in 2023-24 and -\$581,100 GPR, \$401,300 FED, \$170,900 PR, and \$6,200 SEG in 2024-25).

2. FEDERAL REVENUE REESTIMATES

FED	\$120,631,000
-----	---------------

Provide \$60,315,500 annually to reflect the net effect of funding adjustments to certain appropriations funded from federal revenue.

The following table shows the base funding amount for each appropriation, the funding change under this item, the net funding changes to these appropriations under other items in the bill, and the total amount that would be budgeted for these appropriations under Act 19.

Federal Revenue Reestimates

	Base	2023-24			2024-25		
		Reestimate	Other Items	Total	Reestimate	Other Items	Total
Public Health							
MA State Administration	\$2,127,600	\$6,600,200	-\$70,700	\$8,657,100	\$6,600,200	-\$70,700	\$8,657,100
Federal Program Operations -- Aging	1,463,000	41,800	31,000	1,535,800	41,800	31,000	1,535,800
Prev. Health Block Grant -- Aids	907,200	86,800	0	994,000	86,800	0	994,000
MCH Block Grant -- Aids	7,000,000	450,000	0	7,450,000	450,000	0	7,450,000
Programs for the Elderly	29,934,900	6,282,300	0	36,217,200	6,282,300	0	36,217,200
Care and Treatment Services							
Federal Project Aids	15,886,400	403,300	0	16,289,700	403,300	0	16,289,700
Substance Abuse Block Grant Aid to Counties	9,756,800	19,644,000	0	29,400,800	19,644,000	0	29,400,800
Federal Block Grants -- Local Assistance	7,185,200	23,688,000	0	30,873,200	23,688,000	0	30,873,200
Substance Abuse Block Grant -- Operations	2,532,900	1,161,100	496,300	4,190,300	1,161,100	487,800	4,181,800
Community Mental Health Block Grant -- Operations	1,384,900	1,625,900	240,900	3,251,700	1,625,900	218,200	3,229,000
Community Mental Health Block Grant -- Local Assistance	2,513,400	200	0	2,513,600	200	0	2,513,600
Disability and Elder Services							
Social Services Block Grant -- Local Assistance	21,106,800	48,400	0	21,155,200	48,400	0	21,155,200
General Administration							
Federal WIC Program Operations	746,900	133,500	-4,000	876,400	133,500	-4,000	876,400
Office of the Inspector General -- Local Assistance	1,350,000	<u>150,000</u>	500,000	2,000,000	<u>150,000</u>	500,000	2,000,000
Total		\$60,315,500			\$60,315,500		

3. PROGRAM REVENUE REESTIMATES

PR	\$62,314,900
----	--------------

Provide \$31,115,500 in 2023-24 and \$31,199,400 in 2024-25 to reflect the net effect of funding adjustments to certain appropriations funded from program revenue.

The following table shows the base funding amount for each appropriation, the funding change under this item, the net funding changes to these appropriations under other items in the bill, and the total amount that would be budgeted for these appropriations under Act 19.

Program Revenue Funding Reestimates

	Base	2023-24			2024-25		
		Reestimate	Other Items	Total	Reestimate	Other Items	Total
Public Health							
Fees for Administrative Services	\$112,500	\$6,000	\$0	\$118,500	\$6,000	\$0	\$118,500
Interagency and Intra-Agency Aids	5,466,500	2,922,500	-13,000	8,376,000	2,922,500	-13,000	8,376,000
Mental Health and Developmental Disabilities Facilities							
Repair and Maintenance	965,100	246,500	0	1,211,600	246,500	0	1,211,600
State Centers Operations	135,770,600	4,949,100	17,309,600	158,029,300	4,949,100	17,309,600	158,029,300
Medicaid Services							
Interagency and Intra-Agency Aids	23,192,000	4,808,000	3,758,700	31,758,700	4,808,000	15,346,700	43,346,700
Care and Treatment Services							
Gifts and Grants	94,300	98,300	0	192,600	98,300	0	192,600
Quality Assurance							
Licensing and Support Services	3,336,000	801,200	-732,100	3,405,100	885,100	-732,100	3,489,000
General Administration							
Bureau of Information Technology Services	19,951,700	<u>17,283,900</u>	-445,300	36,790,300	<u>17,283,900</u>	-445,300	36,790,300
Total		\$31,115,500			\$31,199,400		

4. ADMINISTRATIVE TRANSFERS

Reduce PR funding by \$193,000 annually and increase FED funding by corresponding amounts, and convert 1.50 PR positions to FED positions, beginning in 2023-24, to reflect the net effect of position transfers that occurred within the Department in the 2021-23 biennium. These transfers are intended to more accurately align base staff costs with funding sources that reflect the positions' current responsibilities.

	Funding	Positions
FED	\$386,000	1.50
PR	<u>- 386,000</u>	<u>- 1.50</u>
Total	\$0	0.00

5. DELETE VACANT POSITIONS

Delete 33.48 positions (3.31 GPR, 18.05 FED, and 12.12 PR), beginning in 2023-24, that have been vacant for more than 18 months.

	Positions
GPR	- 3.31
FED	- 18.05
PR	<u>- 12.12</u>
Total	- 33.48

HIGHER EDUCATIONAL AIDS BOARD

Budget Summary						FTE Position Summary				
Fund	2022-23	Act 19		2023-25 Change Over		2022-23	Act 19		2024-25	
	Adjusted Base	2023-24	2024-25	Base Year Doubled	%		2023-24	2024-25	Over 2022-23	%
GPR	\$148,621,500	\$149,313,600	\$149,328,700	\$1,399,300	0.5%	10.00	11.50	11.50	1.50	15.0%
FED	150,000	150,000	150,000	0	0.0	0.00	0.00	0.00	0.00	N.A.
PR	1,667,400	1,667,400	1,667,400	0	0.0	0.00	0.00	0.00	0.00	N.A.
TOTAL	\$150,438,900	\$151,131,000	\$151,146,100	\$1,399,300	0.5%	10.00	11.50	11.50	1.50	15.0%

Budget Change Items

1. STANDARD BUDGET ADJUSTMENTS [LFB Paper 105]

GPR	\$21,000
-----	----------

Provide adjustments to the base budget of \$12,900 annually for full funding of continuing salaries and fringe benefits and -\$2,400 annually for full funding of lease and directed moves costs.

2. INFORMATION TECHNOLOGY MODERNIZATION PROJECT [LFB Paper 481]

	Funding	Positions
GPR	\$1,294,900	1.00

Provide \$640,000 GPR in 2023-24 and \$654,900 GPR in 2024-25 and 1.0 GPR position for information technology modernization. HEAB's current mainframe system was built in 1968 and utilizes outdated computer programming and database language. The current system also does not interface well with cloud-based technologies. The modernization project includes implementation of a new system using the Microsoft.net platform for all of the programs HEAB administers. The new system will address changes in the calculation of financial need required under the federal Free Application of Federal Student Aid (FAFSA) Simplification Act of 2019, as well as improve the Board's ability to interface with the federal government and higher educational institutions. HEAB utilized \$3.1 million in federal ARPA funds for the upfront development costs of the new system. Funding provided under the bill would support ongoing costs including business analysts to support the new system, perform data analysis, manage communications with external parties and conduct testing. Remaining funding would be utilized for hosting and vendor maintenance changes.

3. INFORMATION TECHNOLOGY PERSONNEL [LFB Paper 481]

	Funding	Positions
GPR	\$83,400	0.50

Provide \$41,600 GPR in 2023-24 and \$41,800 GPR in 2024-25 and 0.5 GPR position for information technology personnel.

HISTORICAL SOCIETY

Budget Summary						FTE Position Summary				
Fund	2022-23 Adjusted Base	Act 19		2023-25 Change Over Base Year Doubled		2022-23	Act 19		2024-25 Over 2022-23	
		2023-24	2024-25	Amount	%		2023-24	2024-25	Number	%
GPR	\$22,077,000	\$26,549,600	\$25,815,300	\$8,210,900	18.6%	112.65	112.65	112.65	0.00	0.0%
FED	1,483,900	2,603,400	2,717,200	2,352,800	79.3	8.86	8.86	8.86	0.00	0.0
PR	3,551,800	5,680,500	5,702,400	4,279,300	60.2	23.35	21.95	21.95	- 1.40	- 6.0
SEG	<u>4,203,500</u>	<u>5,728,000</u>	<u>6,721,500</u>	<u>4,042,500</u>	48.1	<u>32.84</u>	<u>32.09</u>	<u>32.09</u>	<u>- 0.75</u>	- 2.3
TOTAL	\$31,316,200	\$40,561,500	\$40,956,400	\$18,885,500	30.2%	177.70	175.55	175.55	- 2.15	- 1.2%

Budget Change Items

1. STANDARD BUDGET ADJUSTMENTS [LFB Paper 105]

GPR	- \$853,400
FED	- 60,200
PR	- 516,500
SEG	<u>1,191,000</u>
Total	- \$239,100

Adjust the base budget by -\$426,700 GPR, -\$30,200 FED, -\$259,000 PR, and \$595,500 SEG in 2023-24 and -\$426,700 GPR, -\$30,000 FED, -\$257,500 PR, and \$595,500 SEG in 2024-25 for:

(a) turnover reduction (-\$385,800 GPR annually); (b) full funding of continuing position salaries and fringe benefits (\$124,000 GPR, -\$29,700 FED, -\$259,200 PR, and \$595,500 SEG annually); (c) overtime (\$7,300 GPR annually); (d) night and weekend differential pay (\$12,400 GPR annually); and (e) lease and directed move costs (-\$184,600 GPR, -\$500 FED, and \$200 PR in 2023-24 and -\$184,600 GPR, -\$300 FED, and \$1,700 PR in 2024-25).

2. DEBT SERVICE REESTIMATE [LFB Paper 106]

GPR	\$1,754,800
PR	<u>- 15,200</u>
Total	\$1,739,600

Modify funding by \$7,700 GPR and -\$7,800 PR in 2023-24 and \$1,747,100 GPR and -\$7,400 PR in 2024-25 as a reestimate of debt service payments. Base level funding is \$4,613,500 GPR and \$9,800 PR annually.

3. FUEL AND UTILITIES REESTIMATE

GPR	\$818,000
-----	-----------

Increase funding by \$396,800 in 2023-24 and \$421,200 in 2024-25 to reflect estimated costs for fuel and utilities at Historical Society facilities. Base level funding is \$812,100 annually.

4. INFORMATION TECHNOLOGY SERVICES [LFB Paper 485]

GPR	\$4,491,500
-----	-------------

Provide one-time funding of \$2,494,800 in 2023-24 and \$1,996,700 in 2024-25 for the transition of the Historical Society's information technology services and support from the University of Wisconsin-Madison Division of Information Technology to the Department of Administration's Division of Enterprise Technology.

The funding is to ensure that the Historical Society IT program can maintain the current level of services, implement initiatives included in the IT Strategic Plan, and provide additional resources to support the new Wisconsin History Center.

5. WISCONSIN HISTORY CENTER [LFB Paper 486]

GPR	\$2,000,000
-----	-------------

Provide \$2,000,000 in 2023-24 in a new biennial appropriation to support the conservation, preservation, and preparation of historical artifacts as well as digital infrastructure for the planning and operation of the Wisconsin History Center, which is an enumerated state project scheduled to open in fiscal year 2026-27 and expected to serve 250,000 visitors annually.

[Act 19 Section: 63]

6. REVENUE REESTIMATES

FED	\$2,413,000
PR	4,811,000
SEG	<u>2,851,500</u>
Total	\$10,075,500

Provide \$4,474,200 (\$1,149,700 FED, \$2,395,500 PR, and \$929,000 SEG) in 2023-24 and \$5,601,300 (\$1,263,300 FED, \$2,415,500 PR, and \$1,922,500 SEG) in 2024-25 to reflect current revenue and expenditure projections for the following continuing FED, PR, and SEG appropriations:

a. \$971,900 FED in 2023-24 and \$1,065,500 FED in 2024-25 for the general program operations -- federal funds appropriation.

b. \$177,800 FED in 2023-24 and \$197,800 FED in 2024-25 for indirect cost reimbursements for the federal aids appropriation.

c. \$2,000,000 PR annually for foundation contributed income for the gifts, grants, and membership sales appropriation.

d. \$365,500 PR annually for the general program operations -- service funds appropriation.

e. \$30,000 PR in 2023-24 and \$50,000 PR in 2024-25 for general donations for the gifts, grants, and membership sales appropriation.

f. \$825,000 SEG in 2023-24 and \$1,775,000 SEG in 2024-25 for the history preservation partnership trust fund appropriation.

g. \$104,000 SEG in 2023-24 and \$147,500 SEG in 2024-25 for the general program operations for the endowment appropriation.

The reestimates reflect the resumption of full operations after the COVID-19 pandemic, progress on the Wisconsin History Center project, growth of certain revenue-generating functions, endowment performance, and new federal grant funding.

7. DELETE VACANT POSITIONS

Delete 1.4 PR positions from the Society's appropriation for gifts, grants, and membership sales, and 0.75 SEG positions from the Society's appropriation for endowment, which have been vacant for more than 24 months.

	Positions
PR	- 1.40
SEG	<u>- 0.75</u>
Total	- 2.15

INSURANCE

Budget Summary						FTE Position Summary				
Fund	2022-23 Adjusted Base	Act 19		2023-25 Change Over Base Year Doubled		2022-23	Act 19		2024-25 Over 2022-23	
		2023-24	2024-25	Amount	%		2023-24	2024-25	Number	%
GPR	\$34,233,200	\$21,733,500	\$16,535,000	-\$30,197,900	-44.1%	0.00	0.00	0.00	0.00	N.A.
FED	165,766,800	208,266,500	213,465,000	90,197,900	27.2	0.00	0.00	0.00	0.00	N.A.
PR	20,513,900	21,391,800	21,518,400	1,882,400	4.6	124.15	129.15	129.15	5.00	4.0%
SEG	62,997,400	63,048,200	63,048,200	101,600	0.1	10.68	10.68	10.68	0.00	0.0
TOTAL	\$283,511,300	\$314,440,000	\$314,566,600	\$61,984,000	10.9%	134.83	139.83	139.83	5.00	3.7%

Budget Change Items

1. STANDARD BUDGET ADJUSTMENTS [LFB Paper 105]

PR	-\$539,600
SEG	101,600
Total	-\$438,000

Reduce funding by \$219,000 (-\$269,800 PR and \$50,800 SEG) annually to reflect the following standard budget adjustments:

(a) -\$462,500 PR annually for turnover reduction; (b) \$259,300 PR and \$53,500 SEG annually for full funding of continuing position salaries and fringe benefits; and (c) -\$66,600 PR and -\$2,700 SEG annually for full funding of lease and directed move costs.

2. FINANCIAL AND MARKET REGULATION POSITIONS [LFB Paper 490]

	Funding	Positions
PR	\$679,100	4.00

Provide \$291,100 in 2023-24 and \$388,000 in 2024-25 and 4.0 positions, beginning in 2023-24, to address increased workload and responsibilities relating to supervision of the insurance industry by the Office of the Commissioner of Insurance (OCI). Of the funding and positions that would be provided, 3.0 positions would be assigned to the Division of Market Regulation, which regulates the market conduct of insurance companies and agents to ensure compliance with insurance laws and rules. This includes investigating consumer complaints, providing consumer information, issuing agent licenses, and reviewing company underwriting and rating practices. The other 1.0 position would be assigned to the Division of Financial Regulation, which oversees company licensing, financial analysis and examinations, and the solvency of insurers licensed to do business in Wisconsin. This includes conducting regular financial examinations of companies and issuing company licenses.

3. RESTORE FUNDING FOR AGENCY OPERATIONS

PR	\$1,404,600
----	-------------

Provide \$702,300 for OCI administrative functions, reflecting the net effect of the following two changes: (a) provide an increase of \$2,222,600 annually in OCI's general program operations appropriation; and (b) delete \$1,520,300 annually in the interagency and intra-agency operations appropriation to reduce funding in that appropriation to \$0.

The 2021-23 budget (Act 58) created an interagency and intra-agency PR appropriation in OCI for general program operations and made a non-recurring transfer of \$1,520,300 in each year of the biennium to that appropriation from the unencumbered revenue balance in OCI's PR appropriation for general program operations. In addition, Act 58 reduced funding in the general program operations appropriation by \$2,222,600 annually. The result of these changes was a net reduction in program operations funding, in both appropriations combined, of \$702,300. This item retains the interagency and intra-agency appropriation created by Act 58, reverses the net funding reduction that resulted from that act, and consolidates funding for administrative functions in OCI's general program operations appropriation.

4. WISCONSIN HEALTHCARE STABILITY PLAN [LFB Paper 106]

GPR	- \$30,197,900
FED	<u>90,197,900</u>
Total	\$60,000,000

Provide \$30,000,000 (-\$12,499,700 GPR and \$42,499,700 FED) in 2023-24 and \$30,000,000 (-\$17,698,200 GPR and \$47,698,200 FED) in 2024-25 to reflect estimated increases in total reinsurance payments under the Wisconsin healthcare stability plan (WHSP), from the base of \$200,000,000 annually to \$230,000,000 annually.

The following table shows the appropriation base and estimated funding for reinsurance payments in the 2023-25 biennium with these adjustments.

	Base	Change to Base		Total Funding	
		2023-24	2024-25	2023-24	2024-25
GPR	\$34,233,200	-\$12,499,700	-\$17,698,200	\$21,733,500	\$16,535,000
FED	<u>165,766,800</u>	<u>42,499,700</u>	<u>47,698,200</u>	<u>208,266,500</u>	<u>213,465,000</u>
Total	\$200,000,000	\$30,000,000	\$30,000,000	\$230,000,000	\$230,000,000

WHSP is a state-operated reinsurance program, supported with state and federal funding, that is intended to reduce premiums for health insurance policies sold in the individual market. Reinsurance payments reimburse insurers for a portion of the total annual claims for individuals with high costs. Each year, OCI establishes reinsurance payment parameters based on a total expenditure target. The 2021-23 budget act increased the statutory target from \$200,000,000 to \$230,000,000, beginning for the 2022 insurance plan year. Since the 2022 plan year reinsurance payments will be made in state fiscal year 2023-24, this item adjusts the GPR and FED appropriations to equal anticipated expenditures.

The reinsurance payments for the 2022 plan year will be made in 2023-24 with a combination of federal funds received for that plan year (\$181,902,400) and federal funds received

for the 2021 plan year, but not needed for 2021 reinsurance payments (\$26,364,100). Since the federal funding for 2021 exceeded the total amount of reinsurance payments, the excess funding will be carried over to offset the state cost of making the 2022 payments.

On March 30, 2023, the federal Center for Consumer Information and Insurance Oversight provided notice that the state will receive federal pass-through funding of \$213,464,988 for 2023 which reduces the estimated amount of state funding needed for reinsurance payments to \$16,535,000, an amount that will be paid in 2024-25.

5. BOARD ON AGING AND LONG-TERM CARE HELPLINE FUNDING TRANSFER [LFB Paper 491]

PR	\$92,200
----	----------

Provide \$46,900 in 2023-24 and \$45,300 in 2024-25 to reflect a reestimate of the amount of insurance fee revenue that will be needed to fund telephone counseling services provided by the Board on Aging and Long-Term Care (BOALTC) for individuals seeking information on Medicare supplemental insurance policies ("Medigap" policies), Medicare Part D policies (policies that cover prescription drugs), and SeniorCare.

The BOALTC Helpline provides free one-on-one insurance counseling services to state residents over the age of 60. The Helpline is supported from two sources -- federal funds the state receives under the state health insurance assistance program (SHIP) and state insurance fee revenue budgeted as part of OCI's general program operations appropriation that OCI transfers to BOALTC.

6. FRAUDULENT INSURANCE ACTS

	Funding	Positions
PR	\$246,100	1.00

Provide 1.0 position for investigation of fraudulent insurance acts, beginning in 2023-24, and provide \$107,400 in 2023-24 and \$138,700 in 2024-25 to support the position. Establish a prohibition against fraudulent insurance acts, within current law statutory section related to OCI's general powers and duties. Specify, for the purposes of this provision, that a fraudulent insurance act includes knowingly presenting a false or fraudulent claim for payment of a loss or benefit or knowingly presenting false information in an application for insurance. Specify that, if based on an investigation, it has a reasonable basis to believe that a violation of laws involving theft, forgery, fraudulent writings, fraudulent data alteration, fraudulent insurance and employee benefit program claims, fraudulent destruction of certain writings, or any other criminal law has occurred, OCI may refer the results of an investigation to the Department of Justice or to the district attorney of the county in which the alleged violation occurred for prosecution.

[Act 19 Section: 461]

INVESTMENT BOARD

Budget Summary						FTE Position Summary				
Fund	2022-23	Act 19		2023-25 Change Over		2022-23	Act 19		2024-25	
	Adjusted Base	2023-24	2024-25	Base Year Doubled	Amount		%	2023-24	2024-25	Number
PR	\$102,731,100	\$102,731,100	\$102,731,100	\$0	0.0%	290.00	290.00	290.00	0.00	0.0%

Under current law, the State of Wisconsin Investment Board (SWIB) is authorized to independently establish its operating budget each year and monitor the fiscal management of the budget. Further, SWIB is also authorized to independently create or abolish staff positions for the agency. Program revenue to support SWIB operations is generated from assessments of funds under management. The Investment Board is required to provide quarterly reports to the Department of Administration, the Co-Chairpersons of the Joint Committee on Finance, and the Co-Chairpersons of the Joint Committee on Audit, identifying all operating expenditures and the number of full-time equivalent positions created or abolished during that quarter. Finally, SWIB officials are required to appear each fiscal year at the first quarterly meeting of the Joint Committee on Finance under s. 13.10 of the statutes, to provide an update of SWIB's budget changes, position authorization changes, assessment of the funds under management, and performance of the funds under management for the current and next fiscal year.

Total expenditures in 2021-22 for the Board were \$84,072,800 with 261.0 positions approved in June, 2021. In June, 2022, the Board approved an operating budget for 2022-23 of \$102,731,100 (an increase of 22.2% over 2021-22 expenditures) and 290.0 positions. In the table above, this amount is indicated for the adjusted base in 2022-23. The SWIB budget recommendation also utilizes this amount for 2023-24 and 2024-25. Note, however, that the actual 2023-24 budget was established by the Board on June 14, 2023, at \$115,100,000 and 290.0 positions. The 2024-25 budget is expected to be finalized by the Board in June, 2024.

JUDICIAL COMMISSION

Budget Summary						FTE Position Summary					
Fund	2022-23	<u>Act 19</u>		<u>2023-25 Change Over</u>		2022-23	<u>Act 19</u>		<u>2024-25</u>		
	Adjusted Base	2023-24	2024-25	Base Year Doubled	Amount		%	2023-24	2024-25	Number	%
GPR	\$352,800	\$351,700	\$352,400	-	\$1,500	- 0.2%	2.00	2.00	2.00	0.00	0.0%

Budget Change Item

1. STANDARD BUDGET ADJUSTMENTS [LFB Paper 105]

GPR	- \$1,500
-----	-----------

Provide adjustments to the base totaling -\$1,100 in 2023-24 and -\$400 in 2024-25 associated with: (a) full funding of continuing position salaries and fringe benefits (-\$1,800 annually); and (b) full funding of lease and directed moves costs (\$700 in 2023-24 and \$1,400 in 2024-25).

JUSTICE

Budget Summary						FTE Position Summary				
Fund	2022-23 Adjusted Base	Act 19		2023-25 Change Over Base Year Doubled		2022-23	Act 19		2024-25 Over 2022-23	
		2023-24	2024-25	Amount	%		2023-24	2024-25	Number	%
GPR	\$79,016,100	\$83,740,700	\$80,443,900	\$6,152,400	3.9%	405.58	409.28	412.28	6.70	1.7%
FED	23,629,800	26,379,100	25,484,700	4,604,200	9.7	81.43	68.93	55.93	- 25.50	- 31.3
PR	55,603,500	56,949,400	52,217,200	-2,040,400	- 1.8	258.08	257.68	257.68	- 0.40	- 0.2
SEG	470,100	415,400	9,215,400	8,690,600	924.3	2.75	2.75	2.75	0.00	0.0
TOTAL	\$158,719,500	\$167,484,600	\$167,361,200	\$17,406,800	5.5%	747.84	738.64	728.64	- 19.20	- 2.6%

Budget Change Items

Departmentwide

1. STANDARD BUDGET ADJUSTMENTS [LFB Paper 105]

	Funding	Positions
GPR	-\$2,210,100	- 0.50
FED	3,883,600	- 25.00
PR	- 908,800	0.00
SEG	<u>- 109,400</u>	<u>0.00</u>
Total	\$655,300	- 25.50

Adjustments to the base totaling -\$1,104,500 GPR, \$2,389,000 FED, -\$454,400 PR, -\$54,700 SEG, -0.5 GPR and -12.0 FED positions in 2023-24; and -\$1,105,600 GPR, \$1,494,600 FED, -\$454,400 PR, -\$54,700 SEG, -0.5 GPR positions, and -25.0 FED positions in 2024-25. Adjustments are for: (a) turnover reduction (-\$1,518,300 GPR and -\$265,800 PR annually); (b) removal of non-continuing elements from the base (-\$138,900 GPR, -\$455,000 FED, and -1.0 GPR, and -12.0 FED positions in 2023-24; and -\$140,000 GPR, -\$1,349,400 FED, and -1.0 GPR and -25.0 FED positions in 2024-25); (c) full funding of continuing position salaries and fringe benefits (-\$118,300 GPR, \$2,799,500 FED, -\$394,900 PR, and -\$67,500 SEG annually); (d) overtime (\$710,700 GPR, \$532,700 PR, and \$11,000 SEG annually); (e) night and weekend differential pay (\$9,600 GPR and \$2,100 PR annually); (f) full funding of ongoing s. 13.10 items (\$27,800 GPR and 0.5 GPR positions annually); and (g) full funding of lease and directed moves costs (-\$77,100 GPR, \$44,500 FED, -\$328,500 PR, and \$1,800 SEG annually).

2. STANDARD BUDGET ADJUSTMENTS -- TECHNICAL TRANSFERS WITHIN THE SAME APPROPRIATION [LFB Paper 105]

Transfer funding and positions annually within appropriations in DOJ between different

subprograms, as identified in the table below, in order to align budgeted funding and position authorization with assigned programmatic duties.

<u>Fund Source/Program/ Appropriation</u>	<u>Subprogram</u>	<u>Funding</u>	<u>Positions</u>
GPR			
<i>Legal services</i>			
General program operations	Legal services	-\$33,500	-0.45
	Computing services	0	-0.50
	Crime laboratories	-24,800	-1.00
	Crime information bureau	0	-3.84
	Training and standards bureau	0	-1.00
	Criminal investigation	440,100	-0.55
	Administrative services	66,600	1.20
	Narcotics Enforcement	-197,400	0.00
	Internet Crimes Against Children Task Force	-367,900	-1.60
	DNA Analysis Resources	24,700	0.00
	Office of Victim Services	55,700	1.00
	Criminal Justice Programs	36,500	3.94
	Office of School Safety	0	2.80
<i>Administrative services</i>			
General program operations	Legal services	-\$451,700	-3.60
	Computing services	0	0.50
	Training and standards bureau	-83,900	0.00
	Criminal investigation	-49,300	0.00
	Administrative services	584,900	3.10
<i>Victims and witnesses</i>			
General program operations	Administrative services	\$0	0.20
	Office of Victim Services	0	-0.20
Total		\$0	0.00
PR			
<i>Law enforcement services</i>			
Criminal history searches; fingerprint identification	Crime laboratories	\$0	1.00
	Crime information bureau	0	-0.66
	Criminal Justice Programs	0	-0.34
Handgun purchaser record check; checks for licenses or certifications to carry concealed weapons	Crime information bureau	\$0	0.50
	Training and standards bureau	41,900	0.50
	Administrative services	-41,900	-1.00
Law enforcement training fund, state operations	Crime information bureau	\$700	4.00
	Training and standards bureau	335,000	2.40
	Criminal investigation	-88,300	-1.00
	Administrative services	-247,400	-0.50
	Criminal Justice Programs	0	-2.10
	Office of School Safety	0	-2.80
Interagency and intra- agency assistance	Training and standards bureau	\$24,800	0.20
	Administrative services	-24,800	0.00
	Criminal Justice Programs	0	-0.20
Drug law enforcement, crime laboratories, and genetic evidence activities	Legal services	\$0	-0.25
	Crime laboratories	-500,000	0.00
	Criminal investigation	-39,900	0.00
	Narcotics Enforcement	539,900	0.25

<u>Fund Source/Program/ Appropriation</u>	<u>Subprogram</u>	<u>Funding</u>	<u>Positions</u>
Drug enforcement intelligence operations	Criminal investigation	-\$184,000	5.50
	Narcotics Enforcement	184,000	-5.50
Wisconsin justice information sharing program	Administrative services	-\$101,100	0.00
	Internet Crimes Against Children Task Force	-79,100	0.00
	Criminal Justice Programs	180,200	0.00
County-tribal programs, state operations	Administrative services	\$0	-0.60
	Criminal Justice Programs	<u>0</u>	<u>0.60</u>
Total		\$0	0.00

FED

Law enforcement services

Federal aid, state operations	Crime laboratories	\$2,700	0.00
	Crime information bureau	-2,700	0.00
	Training and standards bureau	-72,500	-0.10
	Criminal investigation	-47,800	0.00
	Administrative services	-73,000	0.00
	Narcotics Enforcement	47,800	0.00
	Office of Victim Services	1,900	0.00
	Criminal Justice Programs	143,600	0.10

Victims and witnesses

Federal aid; state operations relating to crime victim services	Internet Crimes Against Children Task Force	-\$3,700	0.00
	Office of Victim Services	-8,500	0.00
	Criminal Justice Programs	<u>12,200</u>	<u>0.00</u>
Total		\$0	0.00

3. PROGRAM REVENUE REESTIMATES

PR	\$5,606,800
----	-------------

Provide \$2,803,400 annually to reflect current revenue projections and estimated program needs for the following program revenue appropriations:

a. -\$300,000 annually for the terminal charges annual appropriation. Expenditures are estimated to reflect revenue available for the TIME (transaction information for the management of enforcement) system. Base funding for the appropriation is \$2,695,200.

b. -\$7,500 annually for the grants for substance abuse treatment programs for criminal offenders continuing appropriation. Expenditures are estimated to address an estimated \$1,491,400 deficit in the appropriation at the end of 2022-23. Base funding for the appropriation is \$7,500.

c. \$15,000 annually for the legal services delinquent obligation collection annual appropriation. Expenditures are estimated to reflect estimated expenditures in the 2023-25 biennium. Base funding for the appropriation is \$10,000.

d. \$45,900 annually for the crime laboratory equipment and supplies annual appropriation. Expenditures are estimated to reflect an increased transfer from the DNA surcharge. Base funding for the appropriation is \$854,100.

e. \$75,000 annually for the law enforcement training fund, local assistance annual appropriation. Estimated expenditures are associated with payments for new recruit, recertification

and specialized training to local law enforcement agencies, technical colleges, and jail or secure detention agencies. Base funding for the appropriation is \$4,425,000.

f. \$80,000 annually for the legal services environment litigation project continuing appropriation. Expenditures are estimated to reflect an updated memorandum of understanding with the Department of Natural Resources. Base funding for the appropriation is \$617,600.

g. \$100,000 annually for the law enforcement services gifts, and grants annual appropriation. Expenditures are estimated to reflect anticipated revenue. Base funding for the appropriation is \$0.

h. \$320,000 annually for the handgun purchaser record check; checks for licenses or certifications to carry concealed weapons continuing appropriation. Expenditures are estimated to reflect anticipated revenue. Base funding for the appropriation is \$2,948,800.

i. \$350,000 annually for the law enforcement training fund, state operations annual appropriation. Expenditures are estimated to maintain expenditure authority for law enforcement trainings, due to reductions taken in the position realignment item. Base funding for the appropriation is \$3,482,400.

j. \$525,000 annually for the administrative services gifts, grants, and proceeds annual appropriation. Expenditures are estimated to support trainings, conferences and other administrative services and supplies that collect proceeds and non-federal grant revenues. Base funding for the appropriation is \$0.

k. \$600,000 annually for the legal services interagency and intra-agency assistance continuing appropriation. Expenditures are estimated to reflect an updated memoranda of understanding with other state agencies. Base funding for the appropriation is \$2,041,300.

l. \$1,000,000 annually for the legal services restitution continuing appropriation. Expenditures are estimated to reflect anticipated revenues. Base funding for the appropriation is \$0.

4. POSITION REALIGNMENT

Provide \$360,300 FED and -\$360,300 PR annually to reflect the duties and funding sources of existing positions as identified below.

	Funding	Positions
FED	\$720,600	0.00
PR	- 720,600	0.00
Total	\$0	0.00

<u>Appropriation Title</u>	<u>Fund</u>	<u>Positions</u>	<u>Funding</u>
Law enforcement services			
<i>Crime information bureau</i>			
Transaction information management of enforcement system	PR	5.00	\$443,700
Terminal charges	PR	-1.00	-123,500
Law enforcement training fund, state	PR	-4.00	-320,200
Handgun purchaser record check; checks for licenses or certifications to carry concealed weapons	PR	-1.00	-147,300
Criminal history searches; fingerprint identification	PR	1.00	147,300

<u>Appropriation Title</u>	<u>Fund</u>	<u>Positions</u>	<u>Funding</u>
Training and standards bureau			
Transaction information management of enforcement system	PR	4.00	363,600
Law enforcement training fund, state	PR	-4.00	-363,600
Narcotics Enforcement			
Drug law enforcement, crime laboratories, and genetic evidence activities	PR	0.50	72,700
Federal aid, state operations	FED	-0.50	-72,700
Criminal Justice Programs			
Federal aid, state operations	FED	-2.50	-207,500
Alternatives to prosecution and incarceration for persons who use alcohol or other drugs; justice information fee	PR	1.55	134,100
WI justice information sharing program	PR	0.90	68,500
Law enforcement programs and youth diversion – administration	PR	0.05	4,900
Victims and witnesses			
Office of Victim Services			
Interagency and intra-agency assistance; reimbursement to counties	PR	-3.00	-640,500
Federal aid; victim assistance	FED	<u>3.00</u>	<u>640,500</u>
All Funds Total		0.00	\$0
	FED	0.00	\$360,300
	PR	0.00	-\$360,300

5. REMOVE VACANT POSITIONS

Beginning in 2023-24, remove 0.3 GPR, 0.5 FED, and 0.4 PR positions associated with positions that have been vacant 18 months or more.

	Positions
GPR	- 0.30
FED	- 0.50
PR	<u>- 0.40</u>
Total	- 1.20

Law Enforcement Services

1. LAW ENFORCEMENT AND CRIMINAL INVESTIGATION SUPPORT [LFB Paper 510 and 511]

Provide \$111,500 GPR in 2023-24 and \$139,600 GPR in 2024-25 and 1.5 GPR positions annually for the Internet crimes against children (ICAC) task force and \$125,000 PR annually for ICAC local assistance.

	Funding	Positions
GPR	\$251,100	1.50
PR	<u>250,000</u>	<u>0.00</u>
Total	\$501,100	1.50

2. REGIONAL DRUG PROSECUTORS [LFB Paper 105]

Provide \$155,800 annually and 2.0 positions for assistant attorneys general to serve as regional drug prosecutors based at the Division of Criminal Investigation's field offices in Wausau and Appleton and assist district attorneys with prosecuting

	Funding	Positions
GPR	\$311,600	2.00

drug-related offenses. The positions would continue the work of project field drug prosecutor positions that were created in 2017 Wisconsin Act 261. [Note that at a 13.10 meeting on February 15, 2023, the Joint Committee on Finance approved creation of 2.0 field prosecutor positions.]

3. CONTINUATION OF SEXUAL ASSAULT RESOURCE PROSECUTOR [LFB Paper 513]

	Funding	Positions
GPR	\$136,400	1.00

Provide \$58,400 in 2023-24 and \$78,000 in 2024-25 and 1.0 position for an assistant attorney general to continue providing training and resources for prosecutors on sexual assault cases. This position would continue the responsibilities of a project position created under 2019 Act 9 that ends in July, 2023.

4. CONTINUATION OF ELDER ABUSE HOTLINE AND ELDER JUSTICE PROGRAM [LFB Paper 516]

GPR	\$135,000
-----	-----------

Provide \$135,000 in 2024-25 to support the operation of the elder abuse reporting hotline and grants to organizations to promote protection of elders. Create an annual appropriation to provide support for both the hotline and grants. The Department indicates that three federal implementation grants were used to establish a state-wide taskforce on elder abuse, to provide a hotline for centralized reporting of crimes targeting the elderly, and for public outreach efforts. The federal grants end September 30, 2023.

[Act 19 Sections: 120 and 421]

5. CRITICAL INCIDENT MAPPING

GPR	\$2,500,000
-----	-------------

Provide \$2,500,000 in 2023-24 for critical incident mapping on a one-time basis. Create non-statutory language specifying that DOJ may not award a grant to a school board or governing body if the school board or governing body has already received a grant.

[Act 19 Section: 9127(1)]

6. COMMUNITY ORIENTED POLICING (COP) HOUSE

GPR	\$500,000
-----	-----------

Provide \$500,000 in 2023-24 and extend the COPs program through the 2023-25 biennium then repeal the appropriation. Further, convert the COP House appropriation from annual to biennial.

[Act 19 Sections: 117, 118, 424, and 9427(1)]

7. LAW ENFORCEMENT TRAINING -- LOCAL GOVERNMENT FUND

GPR	- \$2,000,000
PR	- 4,500,000
SEG	<u>8,800,000</u>
Total	\$2,300,000

Provide \$8,800,000 SEG in 2024-25 funded from the local government fund for DOJ law enforcement training grants. In 2024-25,

eliminate the current GPR appropriation for officer training reimbursement (-\$2,000,000 GPR in 2024-25) and repeal the existing PR appropriation for distribution of local assistance for law enforcement training (-\$4,500,000 PR in 2024-25). Modify current law to specify that the law enforcement training fund to consist of the accounts for law enforcement training state operations, and the new law enforcement training grants SEG appropriation. Provisions would become effective July 1, 2024.

[Act 19 Sections: 116, 121, 122, 420, 470, and 9427(2)]

Treatment Alternatives and Diversions

- | | | | |
|---|--|-----|-------------|
| <p>1. TREATMENT AND DIVERSION PROGRAMS EXPANSION
[LFB Paper 530]</p> | <table border="0" style="width: 100%;"> <tr> <td style="width: 60%;">GPR</td> <td style="text-align: right;">\$1,000,000</td> </tr> </table> | GPR | \$1,000,000 |
| GPR | \$1,000,000 | | |

Provide \$1,000,000 in 2024-25 to expand the Treatment Alternatives and Diversion (TAD) program. The TAD program provides grants to counties to establish and operate programs, including suspended and deferred prosecution programs and programs based on principles of restorative justice, which provide alternatives to prosecution and incarceration for criminal offenders who abuse alcohol or other drugs.

- | | | | |
|---|---|----|-----------|
| <p>2. TREATMENT AND DIVERSION PROGRAMS APPROPRIATION CONSOLIDATION [LFB Paper 530]</p> | <table border="0" style="width: 100%;"> <tr> <td style="width: 60%;">PR</td> <td style="text-align: right;">\$106,200</td> </tr> </table> | PR | \$106,200 |
| PR | \$106,200 | | |

Repeal two TAD appropriations: the GPR appropriation for "Alternatives to incarceration grant program" (base funding \$500,000); and the continuing PR appropriation "Alternatives to prosecution and incarceration for persons who use alcohol or other drugs; grants" (base funding \$0, with a revenue balance of \$106,200). Transfer balances in these appropriations to other TAD appropriations: the GPR appropriation to the main TAD appropriation (\$500,000 GPR annually); and the PR revenue balance to the PR "Alternatives to prosecution and incarceration grant program" (identified in item #4 below). Provide \$106,200 PR in 2023-24 in increased expenditure authority.

[Act 19 Sections: 119, 124, 125, 422, and 9227(1)]

- | | | | | | | | |
|--|--|-----|-------------|----|--------------------|-------|-----|
| <p>3. TREATMENT AND DIVERSION PROGRAMS FUNDING ADJUSTMENT [LFB Paper 530]</p> | <table border="0" style="width: 100%;"> <tr> <td style="width: 60%;">GPR</td> <td style="text-align: right;">\$2,000,000</td> </tr> <tr> <td>PR</td> <td style="text-align: right;"><u>- 2,000,000</u></td> </tr> <tr> <td>Total</td> <td style="text-align: right;">\$0</td> </tr> </table> | GPR | \$2,000,000 | PR | <u>- 2,000,000</u> | Total | \$0 |
| GPR | \$2,000,000 | | | | | | |
| PR | <u>- 2,000,000</u> | | | | | | |
| Total | \$0 | | | | | | |

Provide \$1,000,000 GPR and -\$1,000,000 PR annually to substitute GPR for penalty surcharge revenue as PR funding source for the TAD program. [Note: At the June 10, 2021, executive session regarding the 2021-23 biennial budget, the Joint Committee on

Finance approved the conversion of \$1,000,000 PR annually in justice information system fee-funded TAD grants to \$1,000,000 GPR annually. This item was inadvertently excluded from the Committee's substitute amendment. As a result, the approved funding conversion was not included in the Act 58.]

4. TREATMENT AND DIVERSION UNENCUMBERED BALANCE [LFB Paper 530]

PR	\$126,000
----	-----------

Provide \$126,000 in increased expenditure authority in 2023-24 for the TAD program. This is an annual appropriation for TAD grants with an unencumbered revenue balance. Current base funding is \$0. The appropriation was originally funded with a one-time transfer specified in 2017 Act 59.

Forensic Science

1. CRIME LABORATORY TOXICOLOGY TESTING [LFB Paper 525]

	Funding	Positions
GPR	\$123,600	3.00

Provide funding of \$123,600 in 2024-25 and 3.0 positions to address the demand for forensic toxicology testing performed by the state crime laboratories.

Victim and Witness Services

1. COUNTY VICTIM WITNESS PROGRAM FUNDING [LFB Paper 540]

GPR	\$3,404,800
-----	-------------

Provide \$1,503,400 in 2023-24 and \$1,901,400 in 2024-25 for county victim witness programs. Funding is intended to annually reimburse counties at 60% of costs. Base funding for the program totals \$6,457,900 (\$839,000 GPR, \$4,870,000 PR from the crime victim witness surcharge and the delinquency crime victim witness surcharge, and \$748,900 PR from the penalty surcharge.

KICKAPOO RESERVE MANAGEMENT BOARD

Budget Summary						FTE Position Summary				
Fund	2022-23 Adjusted Base	Act 19		2023-25 Change Over Base Year Doubled		2022-23	Act 19		2024-25 Over 2022-23	
		2023-24	2024-25	Amount	%		2023-24	2024-25	Number	%
PR	\$252,200	\$254,900	\$254,900	\$5,400	1.1%	1.25	1.25	1.25	0.00	0.0%
SEG	792,600	889,100	889,100	193,000	12.2	2.75	2.75	2.75	0.00	0.0
TOTAL	\$1,044,800	\$1,144,000	\$1,144,000	\$198,400	9.5%	4.00	4.00	4.00	0.00	0.0%

Budget Change Items

1. STANDARD BUDGET ADJUSTMENTS [LFB Paper 105]

PR	\$5,400
SEG	- 47,000
Total	- \$41,600

Provide adjustments to the base budget of -\$20,800 annually, including: (a) -\$23,800 (\$2,000 PR and -\$25,800 SEG from the forestry account of the conservation fund) for full funding of continuing position salaries and fringe benefits; and (b) \$3,000 (\$700 PR and \$2,300 forestry SEG) for overtime.

2. AIDS IN LIEU OF TAXES REESTIMATE [LFB Paper 106]

SEG	\$240,000
-----	-----------

Reestimate aids in lieu of tax payments by \$120,000 annually. Because state property is exempt from property taxes, the state makes payments in lieu of property taxes each January to several affected municipalities and school districts that contain tax-exempt Kickapoo Valley Reserve land. Payments are adjusted annually to reflect changes in equalized assessed values of unimproved land and the property tax rates in each taxation district. Payments are made from a sum-sufficient appropriation of the forestry account of the segregated conservation fund. The provision estimates payments at \$400,000 annually.

LABOR AND INDUSTRY REVIEW COMMISSION

Budget Summary						FTE Position Summary				
Fund	2022-23	Act 19		2023-25 Change Over		2022-23	Act 19		2024-25	
	Adjusted Base	2023-24	2024-25	Base Year Doubled	Amount		%	2023-24	2024-25	Over 2022-23
GPR	\$152,600	\$162,500	\$162,500	\$19,800	6.5%	0.80	0.80	0.80	0.00	0.0%
PR	2,037,700	2,171,700	2,171,700	268,000	6.6	13.70	13.70	13.70	0.00	0.0
SEG	<u>685,300</u>	<u>714,800</u>	<u>714,800</u>	<u>59,000</u>	4.3	<u>4.20</u>	<u>4.20</u>	<u>4.20</u>	<u>0.00</u>	0.0
TOTAL	\$2,875,600	\$3,049,000	\$3,049,000	\$346,800	6.0%	18.70	18.70	18.70	0.00	0.0%

Budget Change Item

1. STANDARD BUDGET ADJUSTMENTS [LFB Paper 105]

Adjust the base budget by \$173,400 annually. The adjustments are for: (a) full funding of continuing position salaries and fringe benefits (\$6,000 GPR, \$145,300 PR, and \$30,700 SEG annually); and (b) full funding of lease and directed move costs (\$3,900 GPR, -\$11,300 PR, and -\$1,200 SEG annually).

GPR	\$19,800
PR	268,000
SEG	<u>59,000</u>
Total	<u>\$346,800</u>

LEGISLATURE

Budget Summary						FTE Position Summary				
Fund	2022-23 Adjusted Base	Act 19		2023-25 Change Over Base Year Doubled		2022-23	Act 19		2024-25 Over 2022-23	
		2023-24	2024-25	Amount	%		2023-24	2024-25	Number	%
GPR	\$89,851,800	\$89,631,900	\$89,662,000	-\$409,700	-0.2%	758.17	763.17	763.17	5.00	0.7%
PR	<u>2,446,500</u>	<u>2,524,400</u>	<u>2,717,400</u>	<u>348,800</u>	7.1	<u>19.80</u>	<u>19.80</u>	<u>19.80</u>	<u>0.00</u>	0.0
TOTAL	\$92,298,300	\$92,156,300	\$92,379,400	-\$60,900	0.0%	777.97	782.97	782.97	5.00	0.6%

Budget Change Items

1. STANDARD BUDGET ADJUSTMENTS [LFB Paper 105]

GPR	-\$451,100
PR	<u>110,800</u>
Total	-\$340,300

Adjust base funding by -\$243,600 GPR and \$52,900 PR in 2023-24 and -\$207,500 GPR and \$57,900 PR in 2024-25. Adjustments are for: (a) turnover reduction (-\$1,682,200 GPR annually); (b) full funding of continuing position salaries and fringe benefits (\$1,100,600 GPR and \$57,800 PR annually); (c) reclassification and semiautomatic pay progression (\$6,900 PR in 2023-24 and \$9,700 PR in 2024-25); and (d) full funding of lease and directed moves costs (\$338,000 GPR and -\$11,800 PR in 2023-24 and \$374,100 GPR and -\$9,600 PR in 2024-25). Allocate the GPR funding for lease and directed moves cost as shown below.

	Change to Base	
	<u>2023-24</u>	<u>2024-25</u>
Legislative Reference Bureau	\$103,600	\$114,600
Legislative Audit Bureau	75,400	83,500
Legislative Fiscal Bureau	59,700	66,000
Legislative Council	47,700	52,800
Legislative Technology Services Bureau	38,400	42,500
Legislative Human Resources Office	<u>13,200</u>	<u>14,700</u>
Totals	\$338,000	\$374,100

2. MEMBERSHIP DUES IN NATIONAL ASSOCIATIONS [LFB Paper 106]

GPR	\$26,400
-----	----------

Provide \$8,700 in 2023-24 and \$17,700 in 2024-25 for dues to national associations. Funding is for dues to the National Conference of State Legislatures, National Conference of

Commissioners on Uniform State Laws, and National Conference of Insurance Legislatures. Funding for membership dues is supported by a sum sufficient appropriation with base funding totaling \$294,500 annually.

3. ACTUARIAL STUDIES

GPR	\$15,000
-----	----------

Provide \$15,000 in 2023-24 for the Joint Legislative Council contractual studies biennial appropriation to conduct actuarial studies approved by the Joint Survey Committee on Retirement Systems, the Joint Committee on Finance, or the presiding officer of either house of the Legislature. The appropriation has no base funding.

4. ACTUARIAL AUDIT SERVICES

PR	\$223,000
----	-----------

Provide the Legislative Audit Bureau \$25,000 in 2023-24 and \$198,000 in 2024-25 of one-time funding to contract for actuarial audit services that may be required in order to gain audit evidence under accounting standards issued by the Governmental Accounting Standards Board. In general, program revenue is generated from audits of state or federal agencies that the Audit Bureau is authorized to charge for such services. Under the bill, funding to procure these services would be provided to the Department of Employee Trust Funds.

5. PEER REVIEW OF FINANCIAL AUDITS

PR	\$15,000
----	----------

Provide \$15,000 in 2024-25 to support the peer review of all financial audits required once every three years. In accordance with government auditing standards, at least once every three years, the Legislative Audit Bureau is subject to a required external peer review. The last completed review was in September, 2021, with the next such review scheduled for September, 2024. Program revenue is generated from audits of state or federal agencies that the Audit Bureau is authorized to charge for such services.

6. LEGISLATIVE HUMAN RESOURCES OFFICE POSITIONS

	Positions
GPR	5.00

Provide 5.0 positions for the Legislative Human Resources Office (LHRO) to be funded by the Office's existing appropriation, which has base funding of \$1,404,400 GPR. Create statutory language that would codify the Office as a nonpartisan service agency. Duties of the Office would include: (a) providing human resources services to the legislative branch, as directed by the Joint Committee on Legislative Organization (JCLO); and (b) establishing a formal complaint process to review and investigate allegations of harassment, discrimination, retaliation, violence, or bullying by legislators, legislative employees, and legislative service agency employees. Require the Office to investigate all such allegations, unless the Director designates another person or entity to review and investigate any specific allegation.

Create a Director of the Office with the following duties: (a) report to JCLO; (b) direct the operations of the staff; (c) employ, train, and supervise the personnel assigned to the Director; (d)

supervise all expenditures of the Office; (e) manage reviews and investigations of the formal complaint process and upon completion of an investigation, report the findings to the appropriate legislative leader or employee supervisor; and (f) on a periodic basis, recommend to JCLO improvements to human resources services and programs. Further, include statutory language assigning the Director of the Office to executive salary group six, which effective January 1, 2023, has an annual pay range of \$100,069 to \$165,131. Specify that the Director would set the salaries of the other employees, and that the Director and staff would be part of the unclassified service.

The LHRO and its duties and those of the agency's Director were created by unanimous vote of JCLO on February 25, 2020. This provision codifies the LHRO into Chapter 13 of the statutes.

[Act 19 Sections: 17 thru 19, 190, 191, and 431]

LIEUTENANT GOVERNOR

Budget Summary						FTE Position Summary				
Fund	2022-23	<u>Act 19</u>		<u>2023-25 Change Over</u>		2022-23	<u>Act 19</u>		<u>2024-25</u>	
	Adjusted Base	2023-24	2024-25	<u>Base Year Doubled</u>	<u>Amount</u>		%	2023-24	2024-25	<u>Over 2022-23</u>
GPR	\$485,100	\$498,200	\$498,200	\$26,200	2.7%	5.00	5.00	5.00	0.00	0.0%

Budget Change Item

1. STANDARD BUDGET ADJUSTMENTS [LFB Paper 105]

GPR	\$26,200
-----	----------

Provide adjustments to the base budget totaling \$13,100 annually in the 2023-25 biennium associated with full funding of continuing position salaries and fringe benefits.

LOWER WISCONSIN STATE RIVERWAY BOARD

Budget Summary						FTE Position Summary				
Fund	2022-23	Act 19		2023-25 Change Over		2022-23	Act 19		2024-25	
	Adjusted Base	2023-24	2024-25	Base Year Doubled	Amount		%	2023-24	2024-25	Over 2022-23
SEG	\$263,000	\$266,000	\$266,000	\$6,000	1.1%	2.00	2.00	2.00	0.00	0.0%

Budget Change Item

1. STANDARD BUDGET ADJUSTMENTS [LFB Paper 105]

SEG	\$6,000
-----	---------

Provide adjustments of \$3,000 annually to the agency base budget for full funding of salaries and fringe benefits for continuing positions. The Lower Wisconsin State Riverway Board is funded by the conservation fund, allocated from the water resources account (75%) and forestry account (25%).

MEDICAL COLLEGE OF WISCONSIN

Budget Summary					FTE Position Summary	
	2022-23	Act 19		2023-25 Change Over		The state does not budget nonstate revenues or authorize positions of the Medical College of Wisconsin, which is a private, nonprofit state-aided institution governed by a Board of Trustees.
Fund	Adjusted Base	2023-24	2024-25	Base Year Doubled	Amount	
				Amount	%	
GPR	\$10,868,400	\$14,215,500	\$13,681,100	\$6,159,800	28.3%	
PR	247,500	247,500	247,500	0	0.0	
TOTAL	\$11,115,900	\$14,463,000	\$13,928,600	\$6,159,800	27.7%	

Budget Change Items

1. DEBT SERVICE REESTIMATE [LFB Paper 106]

GPR	-\$840,200
-----	------------

Reestimate debt service by -\$152,900 in 2023-24 and -\$687,300 in 2024-25. Base level funding for the two debt service appropriations under MCW totals \$3,330,400 annually.

2. PSYCHIATRY AND BEHAVIORAL HEALTH RESIDENCY PROGRAM [LFB Paper 545]

GPR	\$7,000,000
-----	-------------

Provide \$3,500,000 annually in a new, annual appropriation, for a psychiatry and behavioral health residency program to support the recruitment and training of psychiatry and behavioral health residents.

In their agency supplemental budget request, MCW pointed to research indicating a significant shortage of psychiatrists in Wisconsin. The provided funding would, according to MCW's request, allow MCW to support at least 10 psychiatrist residents per year, including at least four in central Wisconsin and six in northeastern Wisconsin.

[Act 19 Section: 64]

MILITARY AFFAIRS

Budget Summary						FTE Position Summary				
Fund	2022-23 Adjusted Base	Act 19		2023-25 Change Over Base Year Doubled		2022-23	Act 19		2024-25 Over 2022-23	
		2023-24	2024-25	Amount	%		2023-24	2024-25	Number	%
GPR	\$33,901,500	\$81,848,200	\$36,675,600	\$50,720,800	74.8%	82.08	82.48	82.48	0.40	0.5%
FED	81,686,400	111,054,300	111,058,500	58,740,000	36.0	462.80	463.40	448.40	- 14.40	- 3.1
PR	9,354,300	9,628,100	9,628,100	547,600	2.9	54.12	54.12	54.12	0.00	0.0
SEG	<u>20,413,600</u>	<u>20,562,200</u>	<u>37,062,200</u>	<u>16,797,200</u>	41.1	<u>5.00</u>	<u>5.00</u>	<u>5.00</u>	<u>0.00</u>	0.0
TOTAL	\$145,355,800	\$223,092,800	\$194,424,400	\$126,805,600	43.6%	604.00	605.00	590.00	- 14.00	- 2.3%

Budget Change Items

1. STANDARD BUDGET ADJUSTMENTS [LFB Paper 105]

	Funding	Positions
GPR	\$110,200	0.00
FED	7,955,200	- 16.00
PR	240,000	0.00
SEG	<u>297,200</u>	<u>0.00</u>
Total	\$8,602,600	- 16.00

Provide adjustments to the base totaling \$55,100 GPR, \$3,975,500 FED, \$120,000 PR, \$148,600 SEG, and -1.0 FED position in 2023-24, and \$55,100 GPR, \$3,979,700 FED, \$120,000 PR, \$148,600 SEG, and -16.0 FED positions in 2024-25. Adjustments are for: (a) turnover reduction (-\$251,600 GPR and -\$821,000 FED annually); (b) removal of non-continuing elements from the base (-1.0 FED position in 2023-24 and -16.0 FED positions in 2024-25); (c) full funding of continuing position salaries and fringe benefits (\$271,500 GPR, \$4,336,700 FED, \$119,800 PR, and \$148,600 SEG annually); (d) reclassifications and semiautomatic pay progression (\$51,000 FED annually); (e) overtime (\$35,200 GPR, \$383,900 FED, and \$9,700 PR annually); (f) full funding of lease and directed moves costs (\$24,900 FED and -\$9,500 PR in 2023-24, and \$29,100 FED and -\$9,500 PR in 2024-25); and (g) minor transfers within the same alpha appropriation. Regarding the transfer within the same alpha appropriation, separate budgetary units for the emergency radio network and interoperability would be created in three separate GPR appropriations and in one SEG appropriation. In total, \$675,200 GPR and \$711,200 SEG annually would be internally transferred. In addition, \$2,259,700 (\$268,200 GPR and \$1,991,500 PR) and 29.42 positions (1.67 GPR and 27.75 PR) would be realigned within the Army National Guard functions and reallocated from Army National Guard to Air National Guard in order to reflect current budgetary operations.

2. FEDERAL AND PROGRAM REVENUE REESTIMATES
 [LFB Paper 550]

FED	\$50,784,800
PR	<u>307,600</u>
Total	\$51,092,400

Provide \$25,392,400 FED and \$153,800 PR annually to reflect current revenue projections and estimated program needs for the federal appropriations identified below.

a. Provide \$6,891,900 FED annually for the National Guard federal aid for improvement, repair, maintenance, or operation of armories or other military property. Base funding for the appropriation is \$39,787,700.

b. Provide \$2,981,900 FED annually for the emergency management services federal aid to individuals and organizations appropriation. Expenditures support aid to not-for-profit organizations for public assistance and hazard mitigation. Base funding for the appropriation is \$1,926,400.

c. Provide \$26,900 FED annually for the emergency management services federal aid for state operations appropriation. The appropriation provides the state with 50% of the federal Emergency Management Performance Grant (EMPG) funds. Expenditures typically support staff funding, aids to other state agencies for public assistance grants, hazard mitigation grants, and hazmat training. Base funding for the appropriation is \$5,331,700.

d. Provide \$15,491,700 FED annually for the emergency management services federal aid for local assistance appropriation. Expenditures are federal aid payments to local units of government, including public assistance, EMPG, hazard mitigation, and the Hazardous Materials Emergency Preparedness (HMEP) grant. Base funding for the appropriation is \$12,800,000.

e. Provide \$1,700 PR annually for the National Guard youth programs gifts and grants appropriation. Expenditures support the Wisconsin National Guard Challenge Academy. Base funding for the appropriation is \$0.

f. Provide \$152,100 PR annually for the National Guard military property annual PR appropriation [s. 20.465(1)(g)] used for military property repair and maintenance due to increased costs for snow plowing and other repairs.

3. STATEWIDE INTEROPERABLE RADIO NETWORK REPLACEMENT
 [LFB Paper 551]

GPR	\$45,000,000
-----	--------------

Create a continuing appropriation and provide \$45,000,000 in 2023-24 for the development and operation of a replacement statewide public safety interoperable communication system.

The current Wisconsin Interoperability System for Communications (WISCOM) was developed to permit local, state, and federal emergency responders to communicate across jurisdictions. Under 2017 Act 59, DMA was required to upgrade or replace WISCOM. According to DMA, the system's key components have reached end-of-life, and its technical specifications are unable to fulfill program demand. The Department released a request for proposals (RFP) on November 30, 2021. On August 22, 2022, the Department sent a notice of intent letter to the

selected vendor, L3Harris Technologies, Inc. The RFP received a protest to the intent to award; in January, 2023, DMA's award decision was administratively upheld by the Department of Administration. The Department began contract negotiations in March, 2023.

[Act 19 Section: 128]

4. GRANTS FOR WISCOM UPGRADES

Create an annual GPR appropriation to provide grants for public safety interoperable communication system upgrades in DMA. Place \$2,000,000 to the Joint Committee on Finance's supplemental GPR appropriation in 2024-25. [See "Program Supplements."]

[Act 19 Section: 129]

5. NG911: PUBLIC SAFETY ANSWERING POINT GRANTS [LFB Paper 552]

SEG	\$16,500,000
-----	--------------

Rename the current law police and fire protection fund as the 911 fund; update references to the police and fire protection fee to instead refer to the 911 fee; and repeal the current law county and municipal aid SEG appropriation, funded from the police and fire protection fund, which offsets the amounts paid from the existing sum sufficient GPR appropriation. Additionally, specify that DMA provide \$18,000,000 SEG annually for public safety answering point (PSAP) grants and \$6,000,000 SEG annually for geographic information systems grants from its Next Generation 911 appropriation. As a result, increase funding for DMA's Next Generation 911 appropriation by \$12,000,000 SEG in 2024-25 for PSAP grants and \$4,500,000 SEG in 2024-25 for GIS grants to fund the specified amounts.

The table below provides a fund condition for the Police and Fire Protection Fund/911 Fund for the 2023-25 biennium.

**Police and Fire Protection/911-Fund
Fund Condition**

	<u>2023-24</u>	<u>2024-25</u>
Opening Balance	\$0	\$0
Estimated Revenues	\$53,972,700	\$53,972,700
County and Municipal Aid	\$34,424,800	\$0
Military Affairs Interoperability Council	300,300	300,300
Military Affairs Next Generation 911	19,081,000	35,581,000
Public Service Commission Administration	<u>166,600</u>	<u>166,600</u>
Total Expenditures	\$53,972,700	\$36,047,900
Balance	\$0	\$17,924,800

[Act 19 Sections: 55, 131, 132, 165, 198, 211, 348, 425 thru 428, 9431(2), 9436(1), and 9436(4)]

6. URBAN SEARCH AND RESCUE TEAMS (WISCONSIN TASK FORCE 1) [LFB Paper 553] GPR \$1,012,800

Provide \$1,012,800 in 2023-24 for training and equipment for an urban search and rescue task force. Funding is intended to create a Type 1 urban search and rescue (USR) task force capable of 24-hour operations.

On December 6, 2021, 2021 Act 104 was signed into law. The act changed the designation of a regional collapse support team to an urban search and rescue task force and expanded the scope of emergencies with which these teams assist. Under the act, an urban search and rescue task force designated by DMA must assist in an emergency response "involving search, rescue, and recovery in the technical rescue disciplines to include structural collapse, rope rescue, vehicle extrication, machinery extrication, confined space, trench excavation, and water operations in an urban search rescue environment."

Under federal law, a USR task force is a multi-disciplined organization which conducts search, rescue, and recovery in the technical rescue disciplines, including structural collapse, rope rescue, vehicle extrication, machinery extrication, confined space, trench, excavation, and water operations. A Type 1 urban search and rescue task force is capable of 24-hour operations split into 12-hour operation periods.

Base funding in the continuing GPR appropriation under DMA for training, equipment, and administration for urban search and rescue teams is \$0. On May 31, 2022, the Joint Finance Committee approved the transfer of \$500,000 from its supplemental appropriation to the Department's urban search and rescue task force appropriation in 2021-22.

7. WISCONSIN HAZARDOUS MATERIALS RESPONSE TEAM

GPR	\$1,000,000
-----	-------------

Provide \$500,000 annually, on a one-time basis, to the regional emergency response grants appropriation for the replacement of equipment used in emergency responses to releases of hazardous substances.

8. PRE-DISASTER FLOOD MITIGATION

Create a biennial GPR appropriation to provide pre-disaster flood resilience grants in DMA. Place \$2,000,000 in the Joint Finance Committee's supplemental GPR appropriation in 2023-24 for potential release to DMA. [See "Program Supplements."]

[Act 19 Section: 130]

9. TOWN OF SILVER CLIFF PUBLIC SAFETY BUILDING [LFB Paper 558]

Provide \$1,000,000 in 2023-24 to the Joint Committee on Finance's supplemental GPR appropriation for potential release to the Town of Silver Cliff in Marinette County to rebuild a public safety building destroyed by a tornado. Upon release from the supplemental appropriation, funding would be provided to the Department's GPR appropriation for state disaster assistance. Base funding is \$0. Specify that the current law requirements to receive assistance would not apply to the payment to the Town of Silver Cliff.

Under current law, the Department may make payments from the state disaster assistance appropriation account to local governmental units for the damages and costs incurred as the result of a disaster if federal funding is not available because: (a) the Governor's request that the President declare the disaster a major disaster under the federal definition has been denied; or (b) the Department determines the disaster does not meet the per capita impact indicator under the public assistance program issued by the federal emergency management agency (FEMA). Additionally, the entity receiving the grant is required to pay for 30 percent of the amount of damages and costs resulting from the disaster. [See "Program Supplements."]

[Act 19 Section: 9131(1)]

10. CYBERSECURITY GRANT MATCHING FUNDS [LFB Paper 557]

GPR	\$223,000
-----	-----------

Provide \$101,000 in 2023-24 and \$122,000 in 2024-25 for state management and administration matching funds for the federal Department of Homeland Security's State and Local Cybersecurity Grant Program. According to the Administration, the grant program would be used to: (a) develop and establish an appropriate governance structure, including developing, implementing or revising cybersecurity plans to improve capabilities to respond to cybersecurity incidents and ensure continuity of operations; (b) provide testing evaluation, and structures cybersecurity assessments; (c) implement security protections; and (d) train personnel in

cybersecurity. The grant program requires that 80% of the total grant be passed through to local entities and 25% of the total grant to go to rural communities.

11. FUEL AND UTILITIES REESTIMATE

GPR	\$2,024,100
-----	-------------

Provide increased funding of \$990,900 in 2023-24 and \$1,033,200 in 2024-25 associated with fuel and utility cost estimates at Army and Air National Guard facilities. Base funding for agency energy costs is \$2,003,200.

12. DEBT SERVICE REESTIMATE [LFB Paper 106]

GPR	\$862,100
-----	-----------

Reestimate funding for GPR debt service costs on state general obligation bonds and commercial debt issued for National Guard facilities by DMA by -\$104,400 in 2023-24 and \$966,500 in 2024-25. Base funding for debt service costs for National Guard facilities totals \$6,487,900 annually.

13. TUITION GRANT PROGRAM AUTOMATION

GPR	\$225,000
-----	-----------

Provide \$225,000 in 2023-24 to update the application system for the Wisconsin National Guard Tuition Grant program. According to the Administration, the current application system requires National Guard members to complete a paper application form, submit it to the educational institution, which, in turn, submits the application to DMA for review and approval. The tuition grant program allows service members to receive reimbursement grants equal to 100% of tuition for up to eight semesters of full-time study or 120 credits of part-time study. Reimbursement may be obtained by members who were enrolled at any accredited institution of higher education in Wisconsin or an out-of-state institution with a reciprocity agreement.

14. AIR REFUELING WING CONSULTANT [LFB Paper 557]

GPR	\$100,000
-----	-----------

Provide \$50,000 annually on a one-time basis in 2023-24 and 2024-25 for a consultant to assist DMA to compete as a potential location for the United States Air Force to place new refueling aircraft. Currently, the Wisconsin Air National Guard, 128th Air Refueling Wing at General Mitchell Field (Milwaukee) uses older aircraft which the Air Force has determined will be phased-out. The newer refueling aircraft will be phased-in by 2029.

15. WIRELESS NETWORK ADMINISTRATOR [LFB Paper 555]

GPR	\$94,600
-----	----------

Provide funding of \$47,300 annually to support a secured-network connection for the wireless network at DMA armories.

16. BUILDINGS AND GROUNDS STAFF [LFB Paper 554]

Provide 0.4 GPR position and 1.6 FED two-year project positions annually for heavy equipment operators at Truax Field (Madison).

	Positions
GPR	0.40
FED	<u>1.60</u>
Total	2.00

17. CONSERVATION OF WISCONSIN CIVIL WAR MEMORIALS AT VICKSBURG NATIONAL MILITARY PARK

GPR	\$69,000
-----	----------

Create an annual GPR appropriation under DMA, funded at \$69,000 in 2023-24 to provide a grant to the Friends of Vicksburg National Military Park and Campaign for the conservation of memorials and markers related to Wisconsin at or near the Vicksburg National Military Park, in Vicksburg, Mississippi. Repeal the appropriation on June 30, 2025.

[Act 19 Sections: 126, 127, and 9131(2)]

MISCELLANEOUS APPROPRIATIONS

Budget Summary						FTE Position Summary
Fund	2022-23 Adjusted Base	Act 19		2023-25 Change Over Base Year Doubled		There are no authorized positions for Miscellaneous Appropriations.
		2023-24	2024-25	Amount	%	
GPR	\$162,941,200	\$178,028,400	\$184,494,800	\$36,640,800	11.2%	
SEG	32,293,000	31,988,300	32,371,000	- 226,700	- 0.4	
TOTAL	\$195,234,200	\$210,016,700	\$216,865,800	\$36,414,100	9.3%	

Budget Change Items

- 1. GENERAL FUND SUPPLEMENT TO THE VETERANS TRUST FUND [LFB Paper 106]** GPR \$388,000

Increase funding by \$579,000 in 2023-24 and reduce funding by \$191,000 in 2024-25 to reflect an estimate of the GPR funding that will be transferred to the veterans trust fund (VTF) to maintain a positive balance in that fund through the 2023-25 biennium under Act 19. Over 95% of VTF revenues are provided through transfers from a GPR sum sufficient appropriation. Base funding for this appropriation is \$15,276,200. With the adjustments under this item, total transfers are estimated at \$15,855,200 in 2023-24 and \$15,085,200 in 2024-25. See the item under "Veterans Affairs" for a complete summary of the projected veterans trust fund revenues and expenditures.

- 2. MARQUETTE DENTAL SCHOOL DEBT SERVICE REESTIMATE [LFB Paper 106]** GPR - \$384,800

Reestimate funding by -\$210,600 in 2023-24 and -\$174,200 in 2024-25 for debt service costs on state general obligation bonds and commercial paper debt issued to fund a portion of the dental and education facility for the Marquette Dental School. Budgeted debt service costs associated with the Marquette Dental School are \$702,100 in 2023-24 and \$738,500 in 2024-25.

- 3. TRANSFERS TO THE CONSERVATION FUND -- RECREATIONAL VEHICLES [LFB Paper 106]** GPR \$37,800
SEG - 514,700
Total - \$476,900

Reestimate transfers to the conservation fund from the transportation fund for motorized recreational vehicles by -\$448,700 in 2023-24 and -\$66,000 in 2024-25. Reestimate the general fund transfer for off-highway motorcycles by \$18,900 in each year, as shown in the following table.

Recreational Vehicle Transfers -- Act 19

Source	Base	2023-24		2024-25	
		Change to Base	Reestimate	Change to Base	Reestimate
GPR					
Off-Highway Motorcycles	\$61,100	\$18,900	\$80,000	\$18,900	\$80,000
Transportation SEG					
Motorboats	\$13,499,400	-\$540,200	\$12,959,200	-\$308,900	\$13,190,500
Snowmobiles	5,331,900	-25,100	5,306,800	-12,400	5,319,500
ATVs & UTVs	<u>2,842,400</u>	<u>116,600</u>	<u>2,959,000</u>	<u>255,300</u>	<u>3,097,700</u>
Subtotal	\$21,673,700	-\$448,700	\$21,225,000	-\$66,000	\$21,607,700
Total	\$21,734,800	-\$429,800	\$21,305,000	-\$47,100	\$21,687,700

Transfers are deposited in the all-terrain vehicle (ATVs and utility terrain vehicles), snowmobile, off-highway motorcycle (OHM), and water resources (motorboats) accounts of the segregated conservation fund under the recreational vehicle fuel tax formulas. By statute, the snowmobile, motorboat, and ATV and UTV transfers are based on the fuel tax rate and the count of registered recreational vehicles as of certain dates in the preceding fiscal year. The OHM transfer is based on the number of off-highway motorcycles registered in the preceding fiscal year multiplied by the registration fee.

4. TRANSFERS TO THE CONSERVATION FUND -- LAND ACQUISITION DEBT SERVICE [LFB Paper 106] GPR - \$200

Reestimate the transfer to the conservation fund for land acquisition debt service by -\$100 annually. 1987 Wisconsin Act 298 provided \$2.5 million in SEG-supported bonding authority and reallocated \$4.5 million in existing bonding authority to DNR to acquire land around the Chippewa Flowage in Sawyer County. 1989 Wisconsin Act 31 appropriated GPR to reimburse the conservation fund for the debt service related to the acquisition. The bonds issued to finance the purchase were to be retired in May, 2023. Act 19 budgets SEG debt service and GPR reimbursement funding at \$0 for the biennium. [See "Natural Resources -- Departmentwide."]

5. DISASTER DAMAGE AIDS TRANSFER TO TRANSPORTATION FUND [LFB Paper 106] GPR - \$1,000,000

Reestimate the disaster damage aids appropriation transfer to the transportation fund by -\$1,000,000 in 2023-24.

2013 Wisconsin Act 20 established a GPR sum-sufficient appropriation to fund a transfer to the transportation fund in the second year of the biennium equal to the amount of disaster aid payments made during the biennium in excess of \$1,000,000 for any single disaster event. Although the funding is only needed in the second year of each biennium, this funding is automatically included in the base funding for the first and second years of the next biennium. As a result, the first year of funding has to be removed during the biennial budget process. The current base level is \$1,000,000. The provision removes funding not required in 2023-24.

6. WISCONSIN EYE ENDOWMENT

Create a biennial GPR appropriation entitled the "Endowment Fund for Wisconsin Eye" under Miscellaneous Appropriations. Place \$10,000,000 GPR in 2023-24 in the Joint Committee on Finance's GPR supplemental appropriation for potential release to Wisconsin Eye. Specify that money may be released if the Committee approves a request for funding made jointly by DOA and Wisconsin Eye. Specify that DOA is prohibited from providing a grant to Wisconsin Eye unless, prior to June 1, 2025, Wisconsin Eye has raised for the endowment fund from nonstate funding sources total amounts that at least equal the amount of the payment, up to \$10,000,000. Require that: (a) in perpetuity, if Wisconsin Eye ever ceases operations and divests assets, the state amount granted to Wisconsin Eye, up to \$10,000,000, would be returned to the state for deposit to the general fund; and; (b) as a condition of receiving any payment, Wisconsin Eye is prohibited from charging any fee for access. (Funding is shown under "Program Supplements.")

[Act 19 Sections: 20 and 173]

7. TERMINAL TAX DISTRIBUTION [LFB Paper 106]

SEG	\$588,000
-----	-----------

Reestimate the terminal tax distribution by \$294,000 in each year. All taxes paid by any railroad company derived from, or apportionable to, repair facilities, docks, ore yards, piers, wharves, grain elevators, and their approaches are distributed annually from the transportation fund to the towns, villages, and cities in which they are located. Distributions are estimated at \$2,200,000 each year in the 2023-25 biennium.

8. PETROLEUM ALLOWANCE [LFB Paper 106]

SEG	-\$300,000
-----	------------

Reestimate the petroleum allowance by -\$150,000 in each year. The allowance is paid to any person who purchases general aviation fuel from a supplier, at 2 cents for each gallon of general aviation fuel purchased in excess of 1,000,000 gallons per month. A person who purchases general aviation fuel for resale is not eligible for the allowance. The payments are estimated at \$150,000 each year in the 2023-25 biennium under the provision.

Other Miscellaneous Appropriation Changes

The description and biennial fiscal effect of miscellaneous appropriation changes relating to Illinois-Wisconsin income tax reciprocity (\$33,400,000) and oil pipeline terminal tax distribution (\$4,200,000) are summarized under "General Fund Taxes -- Refundable Tax Credits and Other Payments."

NATURAL RESOURCES

Budget Summary						FTE Position Summary				
Fund	2022-23 Adjusted Base	Act 19		2023-25 Change Over Base Year Doubled		2022-23	Act 19		2024-25 Over 2022-23	
		2023-24	2024-25	Amount	%		2023-24	2024-25	Number	%
GPR	\$94,500,100	\$124,693,100	\$96,764,700	\$32,457,600	17.2%	222.52	219.77	219.77	- 2.75	- 1.2%
FED	90,230,800	94,104,800	93,922,900	7,566,100	4.2	531.34	510.78	509.78	- 21.56	- 4.1
PR	35,129,100	33,982,900	33,958,600	- 2,316,700	- 3.3	241.89	231.89	231.89	- 10.00	- 4.1
SEG	<u>347,565,900</u>	<u>386,654,100</u>	<u>356,276,700</u>	<u>47,799,000</u>	6.9	<u>1,557.68</u>	<u>1,540.28</u>	<u>1,540.28</u>	<u>- 17.40</u>	- 1.1
TOTAL	\$567,425,900	\$639,434,900	\$580,922,900	\$85,506,000	7.5%	2,553.43	2,502.72	2,501.72	- 51.71	- 2.0%

Budget Change Items

Departmentwide

1. STANDARD BUDGET ADJUSTMENTS [LFB Paper 105]

Provide adjustments to the base budget as follows:
 (a) -\$6,465,300 annually for reductions due to staff turnover (-\$729,700 GPR, -\$997,100 FED, -\$208,700 PR, and -\$4,529,800 SEG); (b) -\$584,700 and -8.0 positions in 2023-24 (-\$270,800 and -4.0 FED positions, -\$158,300 and -2.0 PR positions, and -\$155,600 and -2.0 SEG positions) and -\$790,900 and -9.0 positions in 2024-25 (-\$452,700 and -5.0 FED positions, -\$182,600 and -2.0 PR positions, and -\$155,600 and -2.0 SEG positions) for removal of non-continuing elements from the base; (c) \$8,751,500 annually for full funding of continuing position salaries and fringe benefits (\$847,900 GPR, \$5,222,300 FED, -\$233,000 PR, and \$2,914,300 SEG); (d) \$31,900 annually for reclassification and semi-automatic pay increases (\$8,200 GPR, \$5,400 FED, \$9,300 PR, and \$9,000 SEG); (e) \$3,180,000 annually for overtime (\$8,000 PR and \$3,172,000 SEG); (f) \$224,000 SEG annually for night and weekend differential pay; and (g) -\$253,700 annually for full funding of leases and directed moves (-\$444,000 GPR, -\$85,800 FED, and \$276,100 SEG).

	Funding	Positions
GPR	-\$635,200	0.00
FED	7,566,100	- 5.00
PR	- 1,189,700	- 2.00
SEG	<u>3,820,000</u>	<u>- 2.00</u>
Total	\$9,561,200	- 9.00

2. LIMITED-TERM EMPLOYEE COMPENSATION [LFB Paper 570]

Provide \$1,008,700 (\$1,400 GPR and \$1,007,300 SEG) annually for limited-term employee (LTE) compensation, including \$804,500 (\$1,100 GPR and \$803,400

GPR	\$2,800
SEG	<u>2,014,600</u>
Total	\$2,017,400

SEG) for LTE salaries and \$204,200 (\$300 GPR and \$203,900 SEG) for fringe benefits, as shown in the table.

Limited-Term Employee Compensation

<u>Fund/Division/Program</u>	<u>Amount</u>
GPR	
<i>Environmental Management</i>	
Water Quality	\$1,400
 SEG	
<i>Fish, Wildlife and Parks</i>	
Wildlife Management	\$217,100
Southern Forests	60,600
Parks	157,200
Natural Heritage Conservation	71,500
Fisheries Management	273,500
Property and Recreation Management	57,900
 <i>Forestry</i>	
	\$101,700
 <i>Public Safety and Resource Protection</i>	
	\$7,000
 <i>Environmental Management</i>	
Remediation and Redevelopment	\$23,700
 <i>External Services</i>	
Customer Service	\$37,100
 SEG Subtotal	 \$1,007,300
 Total	 \$1,008,700

3. DEBT SERVICE REESTIMATE [LFB Paper 106]

GPR	\$6,831,000
SEG	- 73,800
Total	\$6,757,200

Provide \$2,811,300 (\$4,254,700 GPR and -\$1,443,400 SEG) in 2023-24 and \$3,945,900 (\$2,576,300 GPR and \$1,369,600 SEG) in 2024-25 to reestimate debt service payments on bonds issued for various DNR programs. The table shows debt service by fund source and program area under Act 19.

DNR Debt Service Reestimates

	Base	2023-24		2024-25	
		Change to Base	Total	Change to Base	Total
GPR					
Stewardship and predecessors	\$52,670,000	\$4,463,500	\$57,133,500	\$2,881,000	\$55,551,000
Combined sewer overflow	278,500	- 79,700	198,800	- 237,600	40,900
Municipal clean drinking water grants	2,300	- 800	1,500	- 2,000	300
Administrative facilities	<u>537,200</u>	<u>- 128,300</u>	<u>408,900</u>	<u>- 65,100</u>	<u>472,100</u>
GPR Subtotal	\$53,488,000	\$4,254,700	\$57,742,700	\$2,576,300	\$56,064,300
SEG					
<i>Conservation Fund</i>					
Dam repair and removal	\$135,100	-\$72,600	\$62,500	-\$66,800	\$68,300
Administrative facilities	6,511,400	- 127,600	6,383,800	632,200	7,143,600
Land acquisition	100	- 100	-	- 100	-
Recreation development	<u>-</u>	<u>51,100</u>	<u>51,100</u>	<u>87,800</u>	<u>87,800</u>
Conservation Fund SEG Subtotal	\$6,646,600	-\$149,200	\$6,497,400	\$653,100	\$7,299,700
<i>Environmental Fund</i>					
Remedial action	\$1,346,900	\$80,800	\$1,427,700	\$410,700	\$1,757,600
Contaminated sediment cleanup	1,955,200	- 24,500	1,930,700	51,600	2,006,800
Rural nonpoint source grants - priority watershed program	3,473,300	- 812,400	2,660,900	- 1,365,900	2,107,400
Rural nonpoint source grants - targeted runoff management	2,676,600	313,800	2,990,400	2,190,500	4,867,100
Urban nonpoint source	3,219,800	- 171,400	3,048,400	696,200	3,916,000
Water pollution abatement	1,504,100	- 606,200	897,900	- 1,260,300	243,800
Administrative facilities	<u>1,199,800</u>	<u>- 74,300</u>	<u>1,125,500</u>	<u>- 6,300</u>	<u>1,193,500</u>
Environmental Fund SEG Subtotal	\$15,375,700	-\$1,294,200	\$14,081,500	\$716,500	\$16,092,200
SEG Total	\$22,022,300	-\$1,443,400	\$20,578,900	\$1,369,600	\$23,391,900
All Funds Total	\$75,510,300	\$2,811,300	\$78,321,600	\$3,945,900	\$79,456,200

4. SNOWMOBILE AUTOMATED REPORTING SYSTEM MAINTENANCE SEG \$20,000

Provide \$10,000 conservation SEG annually to fund routine maintenance to the Snowmobile Automated Reporting System (SNARS). SNARS provides publicly accessible, real-time data on the conditions and grooming status of the state's network of snowmobile trails. DNR relies on counties to report trail conditions and grooming activity and to provide geographic information systems (GIS) data on county trails to SNARS. Additionally, SNARS provides an interface for counties to report volunteer hours, grant expenses, and to seek reimbursement for trail maintenance and grooming. Act 19 increases base-level funding for snowmobile aids administration to fund estimated contract expenses to maintain the system and provide technical support.

5. OFF-HIGHWAY MOTORCYCLE REESTIMATE SEG \$39,800

Reestimate off-highway motorcycle (OHM) revenues by \$19,900 annually. All OHM registration revenues are deposited in the state transportation fund. An annual transfer equal to the

total amount of OHM registration fees received by the Department of Transportation (DOT) in the previous fiscal year is made from a sum sufficient GPR appropriation to the OHM account of the SEG conservation fund. The OHM transfer and other OHM revenues, such as nonresident trail passes, may be used to acquire, develop, and maintain OHM trails and recreation facilities. The provision estimates the transfer at \$80,000 in each year of the biennium.

6. TRANSFERS WITHIN APPROPRIATIONS

Transfer positions and funding between budgetary subprograms or budgetary purposes within the same appropriation as described in the following paragraphs to reflect current allocations of program funding and responsibilities in the division indicated.

Environmental Management. Move 0.46 petroleum inspection fund SEG position from drinking and groundwater to remediation and redevelopment to correct a discrepancy between the state human resources management and budget systems.

External Services. Move 1.0 GPR section leader position from waterways to external services leaders to align the position within division leadership. Transfer 1.0 PR position from waterways and wetlands to environmental analysis and sustainability.

7. RECREATIONAL VEHICLE REESTIMATES [LFB Papers 106 and 573]

SEG	\$752,100
-----	-----------

Reestimate DNR continuing appropriations for the ATV and snowmobile accounts of the SEG conservation fund under the recreational vehicle fuel tax formulas as shown in the table. By statute, transfers are made from the transportation fund based on the fuel tax rate and the count of registered recreational vehicles as of certain dates in the preceding fiscal year.

Recreational Vehicle Motor Fuel Tax Transfer Reestimates

	Base	Change to Base		Reestimate	
	2022-23	2023-24	2024-25	2023-24	2024-25
Recreation aids - snowmobile trail areas	\$5,331,900	-\$25,100	-\$12,400	\$5,306,800	\$5,319,500
Recreation aids - all-terrain and utility terrain vehicle (UTV) project aids	\$2,842,400	\$116,600	\$255,300	\$2,959,000	\$3,097,700

Additionally, reestimate the DNR supplemental snowmobile trail aids appropriation by \$249,300 in 2023-24 and by \$135,200 in 2024-25. Snowmobile supplemental trail aids are based on the number of nonresident annual trail passes sold in the prior fiscal year, multiplied by \$47. Aids are estimated at \$1,231,600 in 2023-24 and \$1,117,500 in 2024-25.

Reestimate the ATV/UTV trail safety grant by \$9,400 in 2023-24 and \$23,800 in 2024-25. The value of the trail safety grant is set each year based on the greater of either \$297,000 or 80¢ multiplied by the ATVs and UTVs registered in the state on the last day of February in the prior fiscal year. In 2023-24, the trail safety grant will total \$306,400. It is estimated to be \$320,800 in 2024-25.

8. ATV AND UTV PROJECT AIDS

SEG	\$871,800
-----	-----------

Increase the per-mile reimbursement rate for local UTV trail aids from \$200 to \$400. Provide \$432,800 conservation SEG in 2023-24 and \$439,000 in 2024-25 to fund the increased reimbursement rate. Funding is available from the ATV account of the SEG conservation fund annually for ATV trail and project aids. For trail maintenance projects, DNR pays municipalities up to \$600 per mile for summer ATV trail maintenance and \$100 or \$200 per mile for winter ATV trail maintenance. If a trail supports both ATVs and UTVs, DNR reimburses municipalities an additional \$200 per mile for summer-use trails. Act 19 increases this to \$400. Therefore, summer-use trails that are open to both ATVs and UTVs would be eligible to receive \$1,000 per mile. Including estimated revenues from gas tax transfers described in the preceding item, funding available for these aids will increase from \$5,474,600 to \$5,907,400 in 2023-24 and from \$5,613,300 to \$6,052,300 in 2024-25.

[Act 19 Section: 195]

9. DELETE VACANT POSITIONS

Delete 36.71 positions vacant 18 months or greater. Act 19 does not delete funding associated with the positions in the 2023-25 biennium, but associated funding would be removed under standard budget adjustments for the 2025-27 biennial budget. The following table shows the number of positions by DNR program area and fund source.

	Positions
GPR	- 2.75
FED	- 16.56
PR	- 2.00
SEG	<u>- 15.40</u>
Total	- 36.71

DNR Long-Term Vacancy Deletions

<u>Program/Subprogram</u>	<u>Fund Source</u>				<u>Total</u>
	<u>GPR</u>	<u>FED</u>	<u>PR</u>	<u>SEG</u>	
Fish, Wildlife, and Parks					
Fish, Wildlife, and Parks Program Management				2.00	2.00
Fisheries Management		1.00		4.00	5.00
Property Management				1.00	1.00
Forestry					
Forestry Regional				1.00	1.00
Forestry Field Operations		1.00		1.00	2.00
Applied Forestry				1.00	1.00
Forestry Administration				1.00	1.00
Environmental Management					
Water Quality		2.00			2.00
Air Management		6.00			6.00
Environmental Leaders		2.00			2.00
Internal Service					
Facilities and Lands		0.50	1.00	2.00	3.50
Finance		0.25		0.10	0.35
Division Management	0.75				0.75
Technology Services	1.00		1.00	1.00	3.00
External Services					
Community Financial Assistance		2.00		0.30	2.30
Watershed Management	1.00	1.81			2.81
Waterways and Wetlands				<u>1.00</u>	<u>1.00</u>
Total	2.75	16.56	2.00	15.40	36.71

10. OPERATIONS APPROPRIATIONS REDUCTION

SEG	- \$3,608,800
-----	---------------

Delete annual funding for supplies and services from conservation fund SEG general program operations appropriations as follows: \$675,200 from forestry, \$780,500 from internal services, and \$348,700 from external services.

11. CONSERVATION POSITIONS REALLOCATION

Direct DNR to reallocate existing authorized positions and funding within DNR for a conservation purpose, at the DNR Secretary's discretion. Require the Department to report any positions reallocated under the provision for inclusion in the final appropriations schedule for the 2023-25 biennium. The Governor's veto message indicated reporting will be made to the Department of Administration (DOA) and the Legislative Fiscal Bureau.

[Act 19 Section: 9132(1)]

Parks

1. PARK AND FOREST DEVELOPMENT AND MAINTENANCE [LFB Paper 575]

SEG	\$29,121,900
-----	--------------

Provide \$13,432,900 SEG on a one-time basis in 2023-24 in continuing appropriations as follows: (a) \$3,950,400 for forest property development; (b) \$7,121,700 for parks property development; and (c) \$2,360,800 for general DNR facility and property development. Also, provide \$5,689,000 in 2023-24 as one-time funding for forest, park, and riverway road maintenance in the continuing appropriation for forest development.

Additionally, provide \$10,000,000 SEG as one-time funding in 2023-24 to the parks development and maintenance appropriation to fund projects in DNR's all agency capital budget request. [See "Building Program."]

2. CAMPSITE ELECTRIFICATION [LFB Paper 576]

SEG	\$1,500,000
SEG-REV	\$210,000

Repeal the statutory 35% cap on the number of state park campsites that may be electrified, and estimate additional parks account revenues of \$210,000 annually beginning in 2024-25. Provide \$1,500,000 SEG in 2024-25 on a one-time basis from the parks account of the conservation fund for campsite electrification.

Under prior law, no more than 35% of campsites in state parks may have electrical outlets. As of March 2023, there are 3,956 campsites in state parks; 34.8%, 1,378, are electrified. Campsite reservations for electrified sites cost between \$10 and \$15 more than for non-electrified sites. Act 19 retains the statutory provision that DNR may electrify no more than 50% of the campsites in

any given state park campground. Additionally, DNR is required to maintain at least 25% of state park campsites as rustic campsites, which lack modern amenities like flush toilets.

[Act 19 Section: 215]

3. PARKS LIMITED-TERM EMPLOYEE STAFFING [LFB Paper 577]

SEG	\$830,000
-----	-----------

Provide \$415,000 conservation SEG annually, including \$309,700 for LTE salaries and \$105,300 for fringe benefits. Funding is provided to the subprogram for property and recreation management to hire additional LTEs and custodial contractors to work on education initiatives, maintenance and operations, and customer service. DNR has experienced recruitment and retention issues in recent years as LTE funding and compensation have risen slower than market wage rates. Since 2020, state parks and recreation areas have seen rapid growth in attendance, putting stresses on existing staff and facilities.

4. PARKS UTILITY FUNDING [LFB Paper 577]

SEG	\$304,400
-----	-----------

Provide \$152,200 conservation SEG annually for utilities costs in state parks and forests. DNR reports that rising costs for water, gas, electricity, and cellular service have raised utility costs at state parks, which has required DNR to reallocate funding from other parks program areas.

5. PARKS MAINTENANCE EQUIPMENT [LFB Paper 577]

SEG	\$700,000
-----	-----------

Provide \$700,000 SEG, including \$500,000 from the parks account and \$200,000 from the forestry account as one-time funding in 2023-24 for parks maintenance equipment. DNR reports that funding will be used to replace outdated lawnmowers, tractors, skid loaders, and ATVs used by parks personnel.

6. PARKS TECHNOLOGY UPGRADES

SEG	\$363,800
-----	-----------

Provide \$181,900 conservation SEG annually, including \$43,700 from the forestry account and \$138,200 from the parks account, to upgrade technology in parks and southern forests. Act 19 provides \$152,500 as one-time funding in each year, including \$36,600 from the forestry account and \$115,900 from the parks account, to acquire new credit card readers. Act 19 also increases the supplies and services allotment by \$29,400 annually, including \$7,100 from the forestry account and \$22,300 from the parks account, to fund security software licenses for the new credit card readers.

7. PROPERTY-SPECIFIC FUNDING [LFB Paper 577]

SEG	\$190,600
-----	-----------

Increase SEG general operations funding for state parks and recreational areas, southern forests, and wildlife management areas by \$97,200 in 2023-24 and \$93,400 in 2024-25 to provide additional base funding for specific properties. Act 19 increases funding for LTE salary, fringe

benefits, and supplies and services allotments for four properties and provides one-time financing to construct an entrance sign at Lizard Mound State Park. The following table shows how funding is allocated to each property.

Property-Specific Funding

<u>Property</u>	<u>2023-24</u>	<u>2024-25</u>
Lizard Mound State Park	\$21,000	\$17,500
Mazomanie Bottoms State Natural Area	28,100	28,100
Brule River State Forest	17,900	17,900
Ice Age Trail	<u>30,200</u>	<u>29,900</u>
Total	\$97,200	\$93,400

8. ONLINE VEHICLE ADMISSION FEES [LFB Paper 578]

SEG	\$490,000
-----	-----------

Authorize DNR to collect a transaction fee on online parks admission sticker and trail pass sales. Deposit fees into the existing appropriation for campsite reservation fees and modify the appropriation to allow DNR to pay contractual transaction costs for online admission sticker and trail pass sales. Reestimate the campsite reservation fee appropriation by \$245,000 annually.

Beginning in May, 2020, DNR began offering annual state park admission stickers online through a website called Your Pass Now. Your Pass Now offers resident annual admission stickers, nonresident annual admission stickers, senior citizen annual admission stickers, and reduced-rate admission stickers to persons who also purchase a full-priced admission sticker in the same transaction. Your Pass Now was developed by NIC Wisconsin at no upfront cost to the state. Rather, NIC Wisconsin receives \$1.50 for each transaction processed by the Your Pass Now system. These fees must otherwise be paid by DNR through its general operations appropriations. Prior law did not dedicate revenues, such as statutory issuing fees, for this purpose. In addition to transaction costs, DNR must pay fulfillment fees to DOA for printing and mailing stickers to purchasers.

[Act 19 Sections: 70, 212, and 213]

9. NONRESIDENT CAMPING FEE

SEG	\$690,000
SEG-REV	\$690,000

Increase the cap on nonresident overnight camping fees by \$10, from \$35 to \$45. Reestimate the increase in annual revenue to the parks account of the SEG conservation fund by \$690,000, beginning in 2024-25. Provide \$690,000 SEG as base-level funding to the parks property development and maintenance appropriation in 2024-25.

The statutes authorize DNR to set camping fees within specified limits based on local market conditions, the types of conveniences offered at the campground, and the level of use. Base fees for a campsite in Wisconsin must be not less than \$15 but not more than \$30 per night for residents

and not less than \$19 but not more than \$35 per night for nonresidents; Act 19 increases the maximum fee for nonresidents to \$45 per night. Fees are determined by the DNR Secretary. Further, DNR charges an additional \$15 nightly camping fee for sites with electric access in five high-demand parks: Devil's Lake, High Cliff, Kohler-Andrae, Peninsula, and Willow River.

[Act 19 Section: 214]

10. MIRROR LAKE DREDGING

SEG	\$449,200
-----	-----------

Provide a one-time grant of \$449,200 conservation SEG in 2023-24 from the parks account to the Mirror Lake Management District for a project to dredge Mirror Lake and rehabilitate a gully near Mirror Lake State Park.

[Act 19 Section: 9132(2)]

Forestry and Stewardship

1. URBAN FORESTRY GRANTS [LFB Paper 581]

SEG	\$350,000
-----	-----------

Increase base funding for urban forestry grants by \$175,000 forestry SEG each year. Act 19 raises the amount available for urban forestry grants from \$524,600 to \$699,600 each year. Under the urban forestry grant program, the Department awards grants to cities, villages, towns, counties, tribal governments and nonprofit organizations for up to 50% of the cost of various projects, including tree management plans, tree inventories, brush residue projects, the development of tree management ordinances, tree disease evaluation, public education relating to trees in urban areas and other related projects. DNR may also award grants under the urban forestry grant program to counties, cities, villages, towns, nonprofit organizations, and tribal governments for the costs of removing, saving, and replacing trees that have been damaged by catastrophic storm events in urban areas.

2. COUNTY SUSTAINABLE FORESTRY AND COUNTY FOREST ADMINISTRATOR GRANTS [LFB Paper 583]

SEG	\$500,000
-----	-----------

Provide \$50,000 in each year of the biennium for county forest sustainability grants and \$200,000 in each year for county forest administrator grants. Base funding for sustainability grants is increased from \$328,000 to \$378,000. County sustainable forestry grants provide counties with funding to implement sustainable forestry projects on county forestland. Base funding for administrator grants is increased from \$1,285,900 to \$1,485,900. County forest administrator grants provide aids to counties for up to 50% of the salary and fringe benefit costs of a county forest administrator or assistant administrator. Aids for both programs are funded through the same appropriation.

3. FORESTRY PUBLIC SAFETY

SEG	\$957,600
-----	-----------

Provide \$807,600 forestry SEG in 2023-24 and \$150,000 in 2024-25 to acquire and upgrade fire suppression equipment. Act 19 increases the forestry general operations base budget allotment for supplies and services by \$150,000 annually, and provides \$657,600 in one-time funding in 2023-24 to purchase public safety equipment for DNR Forestry Division employees. Funding would be used to acquire fire shelters, boots, hard hats, automated external defibrillators (AEDs), and other safety equipment.

4. FORESTRY MILL RATE REESTIMATE [LFB Paper 106 and 580]

Reestimate the transfer from the general fund to the forestry account of the conservation fund by \$25,958,700 in 2023-24 and by \$19,958,700 in 2024-25. 2017 Wisconsin Act 59 replaced the state forestry mill tax with a sum-sufficient appropriation from the general fund equal to the value of the tax, or 0.1697 mills for each dollar of the assessed valuation of taxable property in the state (16.97¢ per \$1,000). Funds are transferred to the forestry account for the purposes of acquiring, preserving and developing the forests of the state. Act 19 budgets the transfers at \$141,500,000 in 2023-24 and at \$135,500,000 in 2024-25. [See "Shared Revenue and Tax Relief -- Forestry Mill Rate."]

5. LAPHAM PEAK LODGE GRANT

SEG	\$250,000
-----	-----------

Provide a grant of \$250,000 conservation SEG in 2023-24 to the Friends of Lapham Peak to build a ski lodge in the Lapham Peak Unit of the Kettle Moraine State Forest. Specify that any grant funds remaining after construction of the lodge may be used by the Friends of Lapham Peak to furnish the lodge and purchase snowmaking equipment.

[Act 19 Section: 9132(5)]

6. MANAGED FOREST LAND AND COUNTY FOREST AIDS REESTIMATE [LFB Paper 106]

SEG	\$59,400
-----	----------

Reestimate aids paid to towns with lands enrolled in the forest croplands (FCL), managed forest land (MFL) and county forest programs by \$29,700 forestry SEG annually. DNR pays aids to local governments each year to partially offset the loss in property tax revenue from properties enrolled in each program. DNR pays municipalities 20¢ per acre of land enrolled in MFL and FCL, and 63¢ per acre of county forest land located in the town. In each year of the 2023-25 biennium, these aids are estimated at \$2,230,000.

7. NURSERY SEEDLING SURCHARGE

SEG-REV	- \$150,000
---------	-------------

Repeal the 3¢ surcharge applied to each seedling sold by the state tree nursery. DNR operates three tree nurseries, which produce and distribute seedlings (trees and wildlife shrubs) used for reforestation and conservation purposes. Nursery stock is sold to the public at prices that

reflect costs to administer the forest nursery program. It is estimated that the provision would reduce forestry SEG revenue by \$75,000 annually.

[Act 19 Section: 216]

8. UNOBLIGATED STEWARDSHIP BONDING

Require DNR to obligate lapsed funding from the Warren Knowles-Gaylord Nelson Stewardship program to projects such as drilling wells, facility improvements and renovations, and construction of new buildings.

Under the stewardship program, DNR may obligate up to \$33.25 million annually to projects that expand and enhance outdoor recreational opportunities. Funding from the stewardship program is used to purchase land and conservation easements, to develop recreational facilities on DNR-owned lands, and to provide aids to local governments and nonprofit conservation organizations for conservation land acquisition and recreational property development. Under prior law, if DNR obligated less than \$33.25 million in any given year, underspent funds would lapse and would be unavailable without further legislative authorization. Act 19 authorizes DNR to obligate any funding that lapses from the stewardship program to a variety of projects.

[Act 19 Section: 194]

Fish, Wildlife, and Natural Heritage Conservation

1. GREAT LAKES RESEARCH VESSEL MAINTENANCE

SEG	\$196,000
-----	-----------

Provide one-time funding of \$196,000 fish and wildlife SEG in 2023-24 for maintenance of DNR's Great Lakes research vessels. The Department owns three research vessels, located in Lake Michigan, Lake Winnebago, and Lake Superior. The vessels were built in 2010, 1975, and 1946, respectively. They are used to collect data on Great Lakes fish populations that informs DNR's fish stocking efforts. The funding would be used to upgrade electronics, rebuild engines, and perform other maintenance and reconstruction on the ships' bodies. DNR estimates that the funding would extend the useable lives of the ships by between 25 and 40 years.

2. NONRESIDENT DEER HUNTING LICENSE [LFB Paper 590]

SEG-REV	\$4,948,000
SEG-Transfer	\$25,000,000

Raise the fee for the nonresident deer hunting license by \$40, from \$160 to \$200, beginning on July 7, 2023, the effective date of Act 19. Additionally, increase nonresident hunting and fishing license fees by \$5 and nonresident combination licenses by \$20, as shown in the table. (Amounts shown include a \$0.75 issuing fee, and for hunting or combination licenses, a wildlife damage surcharge; the surcharge is \$2 for all

hunting authorizations except the conservation patron license, which has a \$4 surcharge.)

Fish and Wildlife Fee Increases

	<u>Previous Fee</u>	<u>Act 19</u>		<u>Estimated Annual Revenue Increase</u>
		<u>Fee Increase</u>	<u>New Fee</u>	
Nonresident Hunting				
Annual Small Game	\$85.00	\$5.00	\$90.00	\$33,000
Five-Day Small Game	55.00	5.00	60.00	8,000
Deer	160.00	40.00	200.00	1,010,000
Archery and Crossbow	160.00	5.00	165.00	54,000
Turkey	60.00	5.00	65.00	21,000
Furbearing Animal	160.00	5.00	165.00	Minimal
Nonresident Fishing				
<i>Individual</i>				
One-Day	\$10.00	5.00	15.00	\$305,000
Annual	50.00	5.00	55.00	427,000
Fifteen-Day	28.00	5.00	33.00	121,000
Four-Day	24.00	5.00	29.00	251,000
<i>Family</i>				
Annual	65.00	5.00	70.00	162,000
Fifteen-Day	40.00	5.00	45.00	60,000
Nonresident Combination Licenses				
Conservation Patron	\$600.00	20.00	620.00	\$6,000
Sports License	275.00	20.00	295.00	<u>16,000</u>
Total				\$2,474,000

Further, make a one-time transfer of \$25 million from the forestry account of the conservation fund to the fish and wildlife account in 2023-24.

Hunting and fishing licenses are a primary source of revenue to the fish and wildlife account. Licenses shown in the table are deposited in the balance of the fish and wildlife account and fund general account expenditures, such as wildlife program operations and county conservation aids. In total, revenue to the fish and wildlife account is expected to increase by \$27,474,000 in 2023-24 and by \$2,474,000 in 2024-25, relative to current law.

[Act 19 Sections: 217 thru 231 and 9232(1)]

Law Enforcement

1. WARDEN SAFETY EQUIPMENT AND BODY-WORN CAMERAS [LFB Paper 595]

GPR	\$9,000
SEG	<u>384,200</u>
Total	\$393,200

Provide \$196,600 as one-time funding in each year of the 2023-25 biennium, including \$4,500 GPR, \$4,100 environmental SEG, and \$188,000 conservation SEG, to purchase and operate safety equipment for DNR law enforcement wardens.

Of the funding provided, \$76,500 (\$4,500 GPR, \$4,100 environmental SEG, and \$67,900 conservation SEG) each year would be used to acquire AEDs. Additionally, \$120,100 conservation SEG annually would be used to replace obsolete electroshock stun guns (Tasers). The following table shows law enforcement equipment funding each year, by funding sources and functions in the Division of Public Safety and Resource Protection.

Annual Warden Safety Equipment Funding Summary

<u>Fund Source/ Resource Area</u>	<u>AEDs</u>	<u>Tasers</u>	<u>Subtotal</u>
GPR	\$4,500		\$4,500
SEG			
Environmental Fund	\$4,100		\$4,100
<i>Conservation Fund</i>			
Boat Enforcement	\$9,900		\$9,900
Fish and Wildlife	45,300	\$100,100	145,400
ATV/UTV	3,000		3,000
Water Resources	700		700
Parks	6,100	13,500	19,600
Forestry	<u>2,900</u>	<u>6,500</u>	<u>9,400</u>
<i>Conservation Subtotal</i>	\$67,900	\$120,100	\$188,000
SEG Total	\$72,000	\$120,100	\$192,100
All Funds Total	\$76,500	\$120,100	\$196,200

2. WARDEN OVERTIME

SEG	\$207,600
-----	-----------

Provide \$68,700 (\$6,700 environmental SEG and \$62,000 conservation SEG) in 2023-24 and \$138,900 (\$13,500 environmental SEG and \$125,400 conservation SEG) for overtime costs for DNR wardens. Under standard budget adjustments each budget cycle, funding associated with overtime and night and weekend differential is removed in the calculations of full funding of salaries and fringe benefits. The budget instructions related to overtime specify that the same dollar amounts only be restored through the standard budget adjustment for overtime. The bill would provide sufficient funding for 42,100 hours of warden overtime, paid at wage rates that will be earned by DNR wardens in the 2023-25 biennium.

3. LAW ENFORCEMENT OFF-ROAD VEHICLE MODERNIZATION [LFB Paper 595]

SEG	\$388,600
-----	-----------

Provide \$194,300 from the forestry account of the conservation fund annually to acquire and upgrade off-road vehicles for DNR wardens. DNR reports that the funding will enable the Department to purchase seven snowmobiles and eight ATVs each year, based on 2023 prices. DNR wardens share responsibility for enforcing snowmobile and ATV laws with local snowmobile and ATV patrols. As of March, 2023, PSRP owned 102 snowmobiles and 88 ATVs. Of these, 44 snowmobiles and 42 ATVs were acquired before 2015. DNR allots \$130,000 annually from law enforcement base budgets to replace outdated off-road vehicles. DNR reports that the cost of replacing these vehicles has grown significantly in recent years.

4. ATV AND UTV ENFORCEMENT

SEG	\$1,100,000
-----	-------------

Increase funding for county ATV enforcement aids by \$550,000 annually, from \$750,000 to \$1,300,000. Funding from the ATV account of the SEG conservation fund is provided for aids to counties for up to 100% of the eligible costs of ATV/UTV enforcement activities. Aids are prorated if eligible claims exceed the appropriation level.

5. SNOWMOBILE COUNTY ENFORCEMENT AIDS

SEG	\$400,000
-----	-----------

Increase funding for county snowmobile enforcement aids by \$200,000 annually, from \$396,000 to \$596,000. Funding from the snowmobile account of the conservation fund is available annually for aids to counties for up to 100% of eligible costs of enforcing snowmobile laws. Aid payments are prorated if claims exceed the appropriation level.

Waste, Remediation, and Air

1. FUNDING FOR GREAT LAKES CONTAMINATED SEDIMENT REMOVAL [LFB Paper 605]

GPR	\$7,500,000
-----	-------------

Provide \$7,500,000 GPR in 2023-24 in a new, continuing appropriation for removing contaminated sediments in Lake Michigan, Lake Superior, and their tributaries. Since 2007, DNR has been authorized \$40 million in contaminated sediment bonding authority, including \$4 million provided by 2021 Act 58. Act 19 amounts provide GPR funding in lieu of additional bonding authority during the 2023-25 biennium, but for the same purposes as authorized by statute. Funding would support a portion of approximately \$40.3 million in additional priority state funding obligations identified for remediation in the Portage Canal, Milwaukee Estuary, Sheboygan River, St. Louis River, and Lake Superior.

[Act 19 Section: 71]

2. AIR MANAGEMENT PROGRAM POSITIONS [LFB Paper 606]

	Funding	Positions
PR	- \$1,127,000	- 6.00

Delete 6.0 vacant air management positions and \$563,500 PR annually in associated funding. Deleted positions include 4.0 classified positions from air management and 2.0 classified positions from customer services. Additionally, delete funding for 1.0 vacant division administrator position, which has been vacated as a result of past agency reorganization activities.

Vacant positions deleted under Act 19 had been funded by operation permit fees for federally-regulated (Title V) stationary air pollution sources. DNR indicates permit fee revenues from federally-regulated sources have been insufficient in recent years to fund all authorized positions.

3. WASTE MANAGEMENT POSITIONS TRANSFER

Transfer 3.0 waste management positions and \$360,500 SEG annually from recycling administration to general operations to better align position funding with assigned duties.

4. PFAS TRUST FUND

GPR-Transfer	\$110,000,000
SEG-Transfer	<u>15,000,000</u>
Total	\$125,000,000

Create a segregated PFAS trust fund. Create from the fund a continuing appropriation as the amounts in the schedule for addressing and preventing perfluoroalkyl and polyfluoroalkyl substances contamination in this state. Transfer \$110,000,000 GPR and \$15,000,000 environmental management SEG in 2023-24 to the fund. Specify that fund revenues include: (a) transfers to the PFAS trust fund under the bill or other acts; (b) all monies, other than fines and forfeitures, received under settlement agreements or orders in settlement of actions or proposed actions for violations of Chapters 280 to 299 that relate to per- and polyfluoroalkyl substances; (c) all donations, gifts, and bequests; and (d) all income and interest earned by the fund. Specify that the unencumbered balance of the PFAS-containing firefighting foam cleanup appropriation, s. 20.370 (4)(ps), be transferred to the fund.

PFAS are synthetic chemicals commonly found in nonstick surfaces, paint, other consumer products, and firefighting foam. Research and studies indicate that PFAS are toxic to humans. PFAS do not easily degrade and tend to accumulate in humans and the environment. Since 2013, numerous sites in Wisconsin have shown to have PFAS contamination in groundwater, drinking water, surface water, sediment, or soil as a result of various private and governmental uses of the chemicals. Under the provision, the PFAS fund would have no amounts appropriated in the 2023-25 biennium. Transfers and other revenues would be available for DNR to request for release by the Joint Committee on Finance, or the fund balance could be further directed or appropriated in separate legislation.

[Act 19 Sections: 79, 197, 210, and 9232 (2) thru (4)]

5. REAUTHORIZE FUNDING FOR CLEANUP OF ELECTRONIC WASTE [LFB Paper 607]

SEG	\$3,450,000
-----	-------------

Modify the statutory language of s. 20.370 (4)(hs), the annual appropriation for electronic waste cleanup related to 5R Processors, to be continuing. Reauthorize the unencumbered, unexpended balance of the appropriation (\$1,450,000) to allow continued funding for the intended cleanup initiatives in the 2023-25 biennium, and authorize an additional \$2,000,000 for increased cleanup costs in the 2023-25 biennium.

5R Processors, now defunct, operated as an electronics and appliance recycling firm with several sites in Wisconsin, including Ladysmith (Rusk County), Glen Flora (Rusk County), Catawba (Price County) and West Bend (Washington County). 2021 Wisconsin Act 234 intended to create a continuing appropriation for state-funded cleanup of company sites containing toxic or hazardous wastes. Monies in continuing appropriations do not lapse to the balance of the source fund, and Act 234 intended to allow DNR to expend all monies appropriated for the cleanup purposes until exhausted. The provision is intended to conform the appropriation to the intent of Act 234 and provide additional funding based on updated cost estimates. Total funding under the appropriation is \$3,450,000 environmental management SEG in 2023-24.

[Act 19 Sections: 72 and 452]

Water Quality

1. WELL COMPENSATION GRANT PROGRAM [LFB Paper 610]

Create a new GPR continuing appropriation under DNR for well compensation and well abandonment grants under s. 281.75 of the statutes. Specify that funding of \$1,000,000 be placed in the Joint Committee on Finance supplemental appropriation in 2023-24. [See "Program Supplements."]

The well compensation grant program provides funding to eligible landowners or renters to replace, reconstruct, or treat contaminated private water supplies that serve a residence or provide water to livestock. Under Act 19, DNR is appropriated \$200,000 environmental management SEG each year in a continuing appropriation for well compensation grants. The program also has available SEG carryover balances of approximately \$3.1 million. In 2022, the Governor allocated additional federal funding of \$10 million that may be awarded until December 31, 2024.

[Act 19 Section: 81]

2. WATER RESOURCES ACCOUNT LAPSE

Lapse \$350,000 from the DNR river management appropriation to the balance of the water

resources account of the conservation fund in 2023-24. The river management appropriation supports management activities for habitat and recreational projects and environmental and resource management studies on the Mississippi and Lower St. Croix Rivers. The continuing appropriation had an available balance of \$902,000 as of June 30, 2022. The provision is intended to increase the available balance of the water resources account, which had an available balance of approximately \$1 million on June 30, 2022.

[Act 19 Section: 9232(5)]

3. DAM SAFETY FUNDING [LFB Paper 612]

GPR	\$4,000,000
-----	-------------

Provide \$4,000,000 GPR in a biennial appropriation for dam safety grants. DNR administers the municipal dam safety grant program under s. 31.385 of the statutes. The program provides matching grants to counties, cities, villages, towns, public inland lake protection and rehabilitation districts, and other dam owners for the repair, reconstruction, or removal of dams. To qualify for a grant, a dam must be inspected and be under a DNR directive to repair or remove the dam. A total of \$46.1 million in bonding revenues for dam safety grants has been authorized by the Legislature for this program, including \$4 million in each biennium since 2009-11 and \$10 million in 2021-23. The appropriation under Act 19 provides GPR funding in lieu of additional bonding authority for the same purposes in the 2023-25 biennium.

[Act 19 Sections: 73 and 232 thru 234]

4. SHEBOYGAN MARSH DAM

Provide \$500,000 GPR in 2023-24 to Sheboygan County for removal and reconstruction of the dam on the Sheboygan River at Sheboygan Marsh. 2021 Act 58 directed DNR to award a \$1 million dam safety grant to Sheboygan County for the project. DNR reports that those funds have been encumbered, and Sheboygan County has submitted plans that are under review.

Sheboygan County estimated total project costs of \$2.7 million in 2021, but is anticipating a \$300,000 increase would be necessary to fulfill original project goals. An additional \$200,000 would provide improvements to fishing and water access. Total anticipated project costs are currently \$3.2 million. Further discussion, and the provision's fiscal effect, is under a subsequent item entitled "Dam Project Earmarks."

[Act 19 Section: 74]

5. URBAN NONPOINT SOURCE FUNDING [LFB Paper 614]

GPR	\$4,000,000
-----	-------------

Provide \$4,000,000 GPR in 2023-24 in a new, biennial appropriation for the urban nonpoint source and storm water management (UNPS) and municipal flood control and riparian restoration (MFC) programs.

The UNPS program supports projects that manage storm water runoff in urban settings. The

MFC program supports flood-control and flood-proofing projects in urban settings, including property acquisition and structure removal. Grants generally support cost-sharing of up to 50%. The program typically allocates bonding authority and nonpoint SEG provided to DNR for these purposes. Additional bonding authority of \$4 million was provided in each of the 2019-21 and 2021-23 biennia, as well as \$500,000 nonpoint SEG each year. Act 19 amounts provide GPR funding in lieu of additional bonding authority during the 2023-25 biennium, but for the same purposes as authorized by statute.

[Act 19 Section: 82]

6. RURAL NONPOINT SOURCE FUNDING [LFB Paper 615]

GPR	\$6,500,000
-----	-------------

Provide \$6,500,000 GPR in 2023-24 for rural nonpoint source water pollution abatement grants. Funding supports the targeted runoff management (TRM) program and provides the required 70% state cost-share for the installation of structures in rural settings to improve water quality by preventing soil erosion and animal waste runoff. Funding also may be disbursed as grants under a separate program to address runoff only from animal feeding operations that have been issued a notice of discharge or notice of intent to issue a notice of discharge for impermissible runoff to state waters. Bonding authority of \$6.5 million was provided in each of the 2019-21 and 2021-23 biennia. Act 19 amounts provide GPR funding in lieu of additional bonding authority during the 2023-25 biennium, but for the same purposes as authorized by statute.

[Act 19 Section: 80]

7. TARGETED RUNOFF MANAGEMENT [LFB Paper 615]

SEG	\$400,000
-----	-----------

Provide \$200,000 nonpoint SEG each year on a one-time basis for additional funding for primarily nonstructural practices or staff costs under targeted runoff management (TRM) grants. TRM grants provide financial assistance to projects addressing water quality concerns or impairments, primarily in rural and agricultural settings, and support the implementation of total maximum daily load (TMDLs) in Wisconsin. Funds come from general obligation bonding, nonpoint SEG, and federal funding under Section 319 of the Clean Water Act. Since the 2017-19 biennium, the TRM program has been provided \$100,000 nonpoint SEG each year on an ongoing basis for certain costs not supportable by bonding or federal funds. DNR awarded TRM grants to 16 projects for \$3,859,700 in 2022 and 11 projects for \$3,429,300 in 2023.

8. PERMIT PRIMER UPDATE

SEG	\$80,000
-----	----------

Provide \$80,000 in 2023-24 from environmental management SEG in the Division of External Services' general program operations appropriation for updating the Department's interactive environmental permitting platform, Permit Primer. The goal of the platform is to assist small business owners, local governments, or others in determining permits they may need and how to acquire them to comply with state environmental laws. Funding is provided on a one-time basis in 2023-24 and would fund approximately 1,000 hours of IT development work.

The Permit Primer was developed by DNR in 2002 and has lost functionality and interoperability with the Department's current web design protocols, causing webpage traffic to decrease. The Department intends for modernization of the Permit Primer to increase use of the platform, improve permit compliance, and reduce permitting staff workload.

9. DAM PROJECT EARMARKS

GPR	\$2,250,000
-----	-------------

Provide \$2,250,000 in 2023-24 in new, continuing appropriations for each of three dam projects. Specify that: (a) \$500,000 is provided to Sheboygan County for removal and reconstruction of the dam on the Sheboygan River at Sheboygan Marsh; (b) \$750,000 is provided to Price County for repairs to the dam on Steve Creek; and (c) \$1,000,000 is provided to the City of Plymouth for removal and restoration of the dam on Mill Pond.

[Act 19 Sections: 74, 76, and 77]

10. LAKE MALLALIEU DREDGING PROJECT

GPR	\$2,000,000
-----	-------------

Provide \$2,000,000 in 2023-24 in a new, continuing appropriation to the Lake Mallalieu Lake Association for dredging Lake Mallalieu, an impoundment of the Willow River in St. Croix County. Specify that funding may also be used for any additional costs incurred by the project, such as additional studies or permitting requirements.

[Act 19 Section: 78]

11. LAKE ALTOONA SEDIMENT DREDGING

SEG	\$500,000
-----	-----------

Provide \$500,000 environmental management SEG in 2023-24 for a grant to the Lake Altoona Rehabilitation and Protection District (Eau Claire County) for costs related to the acquisition and transport of a bed load sediment collector, and for sediment dredging activities.

[Act 19 Section: 9132(6)]

12. STUDIES ON BUFFALO LAKE

SEG	\$100,000
-----	-----------

Provide \$100,000 water resources SEG (conservation fund) in 2023-24 to the Buffalo Lake Protection and Rehabilitation District to assist with permitting and study requirements in Buffalo Lake in Marquette County.

[Act 19 Section: 9132(4)]

13. ARCADIA MUNICIPAL FLOOD CONTROL PROJECT

Extend the time during which funding for the Arcadia municipal flood control stewardship earmark is available through the 2023-25 biennium. Further, allow funding to be awarded if the project is designed, authorized, approved, or supervised by the U.S. Army Corps of Engineers.

2017 Act 59 provided a matching grant of up to \$14,600,000 to support a municipal flood control project in the City of Arcadia executed by the Army Corps of Engineers under the federal Flood Control Act. DNR and the Joint Committee on Finance have approved state funding for the project under Act 59 provisions. Construction is expected to begin in 2024.

[Act 19 Section: 451]

PROGRAM SUPPLEMENTS

Budget Summary					FTE Position Summary	
Fund	2022-23	Act 19		2023-25 Change Over		
	Adjusted Base	2023-24	2024-25	Base Year Doubled	Amount	
GPR	\$332,100	\$302,022,400	\$20,547,600	\$321,905,800	N.A.	
FED	0	12,267,100	0	12,267,100	N.A.	
PR	0	37,106,500	1,285,400	38,391,900	N.A.	
SEG	0	24,601,700	6,000,000	30,601,700	N.A.	
TOTAL	\$332,100	\$375,997,700	\$27,833,000	\$403,166,500	N.A.	

Note: Base level funding is provided in four GPR appropriations, including \$5,800 for physically handicapped supplements, \$10,200 for executive residence furnishings replacement, \$182,500 for groundwater survey and analysis, and \$133,600 for unreserved moneys available for release by the Joint Committee on Finance.

There are no authorized positions for program supplements.

Budget Change Items

1. FUNDS FOR 27TH BIWEEKLY PAYROLL [LFB Paper 105]

Provide \$88,383,400 GPR, \$12,267,100 FED, \$21,529,500 PR, and \$12,101,700 SEG in 2023-24 in the supplemental appropriations established for this purpose under current law for the estimated costs of having to pay for a 27th payroll in 2023-24 for employees paid on a bi-weekly basis. Modify these appropriations to specify that this funding could be used for permanent UW System employees, including permanent project employees, on the biweekly payroll system of the UW System. In most fiscal years, only 26 biweekly payrolls must be paid; however, every 12 years 27 biweekly payrolls must be paid. A similar adjustment was made in 2011-12, when this last occurred.

GPR	\$88,383,400
FED	12,267,100
PR	21,529,500
SEG	<u>12,101,700</u>
Total	\$134,281,700

[Act 19 Sections: 174 thru 178]

2. JOINT COMMITTEE ON FINANCE APPROPRIATIONS FOR AGENCY SUPPLEMENTS

Provide the amounts shown in the table below to the Committee's supplemental appropriations.

GPR	\$233,522,400
PR	16,862,400
SEG	<u>18,500,000</u>
Total	\$268,884,800

Joint Committee on Finance Supplemental Appropriations

<u>Agency</u>	<u>Purpose</u>	<u>Funding Amount</u>		<u>Fund</u>
		<u>2023-24</u>	<u>2024-25</u>	<u>Source</u>
Building Commission	Transfer to building trust fund	\$32,000,000	\$0	GPR
Children and Families	National reading program	500,000	500,000	GPR
Corrections	Population and inflationary cost increases	5,675,100	5,675,100	GPR
Corrections	Contract bed funding	0	8,790,400	GPR
Corrections	Reentry centers	4,000,000	0	GPR
Health Services	Telemedicine crisis response pilot program	2,000,000	0	GPR
Health Services	Crisis urgent care	10,000,000	0	GPR
Health Services	Dentistry residency	5,000,000	0	GPR
Health Services	Complex patient pilot program	5,000,000	0	GPR
Military Affairs	Town of Silver Public Safety Building	1,000,000	0	GPR
Military Affairs	Pre-disaster flood mitigation	2,000,000	0	GPR
Military Affairs	WISCOM upgrades	0	2,000,000	GPR
Miscellaneous Appropriations	Wisconsin Eye	10,000,000	0	GPR
Natural Resources	Well compensation	1,000,000	0	GPR
Public Instruction	Literacy	50,000,000	0	GPR
Public Instruction	Shared school district services	5,000,000	0	GPR
Public Instruction	Recovery school	500,000	500,000	GPR
UW System	Workforce development	31,881,800	0	GPR
Veterans Affairs	State veterans homes	2,500,000	2,500,000	GPR
WEDC	Opportunity attraction and promotion fund	10,000,000	0	GPR
WEDC	Childcare revolving loan program	15,000,000	0	GPR
WTCS	Oral healthcare workforce	20,000,000	0	GPR
Workforce Development	Commercial drivers license training grants	<u>250,000</u>	<u>250,000</u>	GPR
Totals		\$213,306,900	\$20,215,500	GPR
Administration	Tribal grants	\$11,000,000	\$0	PR
Administration	Division of Facilities Dev. staffing	964,000	1,285,400	PR
Shared Revenue	County aid payments	<u>3,613,000</u>	<u>0</u>	PR
Totals		\$15,577,000	\$1,285,400	PR
Transportation	Driver education grant	\$0	\$6,000,000	SEG
Transportation	Local bridges and culverts	<u>12,500,000</u>	<u>0</u>	SEG
Totals		\$12,500,000	\$6,000,000	SEG
Grand Total		\$241,383,900	\$27,500,900	All Funds

In addition to the reserved funding, unreserved amounts of \$133,600 GPR are provided annually.

PUBLIC DEFENDER

Budget Summary						FTE Position Summary				
Fund	2022-23 Adjusted Base	Act 19		2023-25 Change Over Base Year Doubled		2022-23	Act 19		2024-25 Over 2022-23	
		2023-24	2024-25	Amount	%		2023-24	2024-25	Number	%
GPR	\$113,150,900	\$130,544,200	\$132,636,700	\$36,879,100	16.3%	614.85	614.85	614.85	0.00	0.0%
FED	0	1,600	1,600	3,200	N.A.	63.00	63.00	0.00	- 63.00	- 100.0
PR	1,505,200	1,479,200	1,478,800	- 52,400	- 1.7	5.00	5.00	5.00	0.00	0.0
TOTAL	\$114,656,100	\$132,025,000	\$134,117,100	\$36,829,900	16.1%	682.85	682.85	619.85	- 63.00	- 9.2%

Budget Change Items

1. STANDARD BUDGET ADJUSTMENTS [LFB Paper 105]

	Funding	Positions
GPR	\$875,900	0.00
FED	3,200	- 63.00
PR	<u>- 52,400</u>	<u>0.00</u>
Total	\$826,700	- 63.00

Provide adjustments to the base totaling \$447,500 GPR, \$1,600 FED, and -\$26,000 PR in 2023-24 and \$428,400 GPR, \$1,600 FED, and -\$26,400 PR and -63.0 FED positions in 2024-25.

Adjustments are for: (a) full funding of continuing position salaries and fringe benefits (-\$624,300 GPR and -\$34,700 PR annually); (b) overtime (\$219,300 GPR and \$2,900 PR annually); (c) removal of non-continuing elements from the base (-63.0 FED positions in 2024-25); (d) minor transfers within the same appropriation (\$173,600 GPR and 1.0 GPR position would be reallocated within the program operations appropriation from appellate representation to trial representation); and (e) full funding of lease and directed moves (\$852,500 GPR, \$1,600 FED, and \$5,800 PR in 2023-24 and \$833,400 GPR, \$1,600 FED, and \$5,400 PR). The positions removed under non-continuing elements (30 Assistant State Public Defenders (ASPDs), 3 client service specialists, 3 legal secretaries, 23 paralegals, and 4 investigators) were supported with federal ARPA funds. Note that the calculated turnover reduction (\$1,354,900 GPR annually) was restored due to constitutional considerations. Under the Constitution and U.S. Supreme Court case law, the SPD is required to provide representation for all financially eligible individuals accused of a crime. The agency provides that representation through both staff and private bar attorneys. Restoration of the turnover reduction is recommended because, if turnover reductions are taken and staff positions not filled, cases will be handled by private bar attorneys. Since staff handle a higher caseload than private attorneys and generally cost less than private bar attorneys, not filling staff attorney positions may result in higher costs to provide representation.

2. PRIVATE BAR ATTORNEY COMPENSATION [LFB Paper 627]

GPR	\$17,594,400
-----	--------------

Provide \$8,797,200 annually and modify current law to increase the rate at which private bar attorneys are compensated from \$70 per hour to \$100 per hour and from \$25 to \$50 per hour for travel. In addition, grant the SPD authority to modify rules to reflect the changes in the rate. Under current law, private bar attorneys are compensated at a rate of \$70 per hour for time spent related to a case, regardless of the case type. The increase in hourly compensation would apply to cases assigned on or after July 1, 2023.

[Act 19 Sections: 471 and 472]

3. STAFF COMPENSATION [LFB Paper 316]

GPR	\$18,408,800
-----	--------------

Provide \$8,148,600 in 2023-24 and \$10,260,200 in 2024-25 to increase staff compensation and address retention, and recruitment issues that contribute to delays in the provision of constitutionally required representation.

a. *Pay Progression.* Provide \$2,111,600 in 2024-25 to support the pay progression plan. The pay progression plan is merit-based and consists of 17 hourly salary steps, with each step equal to one-seventeenth of the difference between the lowest annual salary (\$56,659 as of January 3, 2023) and the highest annual salary (\$136,781 as of January 3, 2023). The value of one hourly salary step equals \$4,722 annually. Funding is approximately equal to a step.

b. *Salary Adjustments.* Provide \$8,148,600 annually to increase the starting salary of assistant state public defenders from \$27.24 to \$36 an hour and provide any hourly increase of \$8.76 (\$18,221 annually) to all ASPDs.

c. *Non-Statutory Provision.* Include non-statutory language specifying that, notwithstanding statutory provisions that establish maximum annual salary increases in connection with pay progression, salary increases in 2023-24 may be more than 10% annually. In addition, include non-statutory language specifying that, notwithstanding the current compensation plan, that the agency may provide the new minimum salary upon appointment and provide adjustments and pay progression to those at the maximum salary level. In 2024-25, funding is intended to provide pay progression of one step with higher salaried individuals limited to the maximum of the salary range then in effect.

[Act 19 Sections: 9101(1)(b) and (c)]

4. PILOT CHIPS EXTENSION

Provide an extension of the sunset date on the pilot program to provide counsel for parents of a child subject to a Child in Need of Protection or Services (CHIPS) proceeding in five counties from June 30, 2023, to June 30, 2025. Modify current law to specify that the Department of Children and Families and the State Public Defender submit a report on the program to the Joint

Committee on Finance and the Legislature by January 1, 2025, rather than by January 1, 2023.

[Act 19 Sections: 246 thru 248, and 9433(1s)]

5. PROGRAMMATIC FUNDING REALIGNMENT [LFB Paper 625]

Transfer funding annually within SPD's GPR program operations appropriation between private bar and investigator reimbursement (-\$622,800 GPR) and transcripts, discovery, and interpreter costs (\$622,800 GPR) in order to align budgeted funding with programmatic expenditures.

PUBLIC INSTRUCTION

Budget Summary						FTE Position Summary				
Fund	2022-23	Act 19		2023-25 Change Over		2022-23	Act 19		2024-25	
	Adjusted Base	2023-24	2024-25	Base Year Doubled	Amount		%	2023-24	2024-25	Number
GPR	\$7,225,881,800	\$7,572,373,200	\$7,880,990,600	\$1,001,600,200	6.9%	252.47	246.29	246.29	- 6.18	- 2.4%
FED	884,034,600	883,672,500	883,672,500	- 724,200	0.0	323.84	318.99	318.99	- 4.85	- 1.5
PR	53,631,000	55,025,100	54,970,600	2,733,700	2.5	77.69	75.99	75.99	- 1.70	- 2.2
SEG	70,664,100	79,918,100	82,196,900	20,786,800	14.7	0.00	0.00	0.00	0.00	N.A.
TOTAL	\$8,234,211,500	\$8,590,988,900	\$8,901,830,600	\$1,024,396,500	6.2%	654.00	641.27	641.27	- 12.73	- 1.9%

Budget Change Items

General School Aids and Revenue Limits

1. STATE SUPPORT FOR K-12 EDUCATION [LFB Paper 630]

Provide \$6,861,352,900 in 2023-24 and \$7,101,005,300 in 2024-25 for general and categorical school aids. Compared to the 2022-23 base level funding of \$6,668,498,600, school aids would increase by \$192,854,300 (2.9%) in 2023-24 and \$432,506,700 (6.5%) in 2024-25. These proposed funding levels represent annual changes to the prior year of 2.9% in 2023-24 and 3.5% in 2024-25.

Under the historic definition of state support of K-12 education (the sum of state general and categorical school aids, the school levy and first dollar credits, and the general program operations appropriation for the program for the deaf and hard of hearing and the center for the blind and visually impaired), total funding would increase from the base amount of \$7,771,373,000 in 2022-23 to \$8,220,011,200 in 2023-24 and \$8,539,663,600 in 2024-25. These funding levels represent annual changes to the prior year of 5.8% in 2023-24 and 3.9% in 2024-25.

Using the historic definition of partial school revenues (the sum of state school aids and property taxes levied for school districts, less community service levies and a portion of the referenda-approved debt levy), it is estimated that state support of partial school revenues would increase from 67.8% in 2022-23 to approximately 68.8% in 2023-24 and 69.4% in 2024-25. A summary of the funding amounts for state support under Act 19 is presented in Table 1.

TABLE 1**State Support for K-12 Education**

<u>State Funding</u>	2022-23	<u>Act 19</u>	
	<u>Base Year</u>	<u>2023-24</u>	<u>2024-25</u>
General School Aids	\$5,218,420,000	\$5,356,290,000	\$5,581,190,000
Categorical Aids	1,450,078,600	1,505,062,900	1,519,815,300
School Levy Tax Credit	940,000,000	1,195,000,000	1,275,000,000
First Dollar Credit	150,000,000	150,000,000	150,000,000
State Residential Schools	<u>12,874,400</u>	<u>13,658,300</u>	<u>13,658,300</u>
Total	\$7,771,373,000	\$8,220,011,200	\$8,539,663,600
Change to Prior Year:			
	Amount	\$448,638,200	\$319,652,400
	Percent	5.8%	3.9%
Change to Base:			
	Amount	\$448,638,200	\$768,290,600
	Percent	5.8%	9.9%

Table 2 provides an outline of state support for K-12 education by individual fund source. Table 3 presents the Act 19 funding levels for each general and categorical school aid program as compared to the 2022-23 base funding level. The provisions relating to individual school aid programs are summarized in the items that follow.

TABLE 2**State Support for K-12 Education by Fund Source**

	2022-23	<u>Act 19</u>	
	<u>Base Year</u>	<u>2023-24</u>	<u>2024-25</u>
GPR			
General School Aids	\$5,218,420,000	\$5,356,290,000	\$5,581,190,000
Categorical Aids	1,387,586,900	1,439,272,100	1,454,024,500
School Levy Tax Credit	940,000,000	1,195,000,000	1,275,000,000
First Dollar Credit	150,000,000	150,000,000	150,000,000
State Residential Schools	<u>12,874,400</u>	<u>13,658,300</u>	<u>13,658,300</u>
GPR Subtotal	\$7,708,881,300	\$8,154,220,400	\$8,473,872,800
PR			
Categorical Aids	\$1,507,500	\$1,507,500	\$1,507,500
SEG			
Categorical Aids	<u>\$60,984,200</u>	<u>\$64,283,300</u>	<u>\$64,283,300</u>
Total State Support - All Funds	\$7,771,373,000	\$8,220,011,200	\$8,539,663,600

TABLE 3

**General and Categorical School Aid by Funding Source
2022-23 Base Year Compared to Act 19**

Agency	Type and Purpose of Aid	2022-23	Act 19		2023-25 Change to Base Year Doubled	
		Base Year	2023-24	2024-25	Amount	Percent
General Aid						
DPI	General School Aids	\$5,201,590,000	\$5,356,290,000	\$5,581,190,000	\$534,300,000	5.1%
	High Poverty Aid	<u>16,830,000</u>	<u>0</u>	<u>0</u>	<u>-33,660,000</u>	-100.0
	Total General Aid	\$5,218,420,000	\$5,356,290,000	\$5,581,190,000	\$500,640,000	4.8%
Categorical Aid--GPR Funded						
DPI	Per Pupil Aid	\$601,400,000	\$591,003,000	\$587,812,400	-\$23,984,600	-2.0%
	Special Education	517,890,000	558,036,700	574,777,700	97,034,400	9.4
	High-Cost Special Education Aid	11,439,200	13,032,000	14,480,000	4,633,600	20.3
	Spec. Ed. Transition Incentive Grants	3,600,000	3,600,000	3,600,000	0	0.0
	Transition Readiness Investment Grant	1,500,000	1,500,000	1,500,000	0	0.0
	Achievement Gap Reduction	109,184,500	109,184,500	109,184,500	0	0.0
	SAGE--Debt Service	133,700	133,700	133,700	0	0.0
	Sparsity Aid	27,983,800	28,614,000	28,614,000	1,260,400	2.3
	Pupil Transportation	24,000,000	24,000,000	24,000,000	0	0.0
	High-Cost Transportation Aid	19,856,200	22,800,000	22,800,000	5,887,600	14.8
	Aid for School Mental Health Programs	12,000,000	12,000,000	12,000,000	0	0.0
	Mental Health Collaboration Grants	10,000,000	25,000,000	25,000,000	30,000,000	150.0
	Peer-to-Peer Suicide Prevention Grants	250,000	250,000	250,000	0	0.0
	Bilingual-Bicultural Aid	8,589,800	10,089,800	10,089,800	3,000,000	17.5
	Tuition Payments	8,242,900	8,242,900	8,242,900	0	0.0
	Head Start Supplement	6,264,100	6,264,100	6,264,100	0	0.0
	Educator Effectiveness Grants	5,746,000	5,746,000	5,746,000	0	0.0
	School Lunch	4,218,100	4,218,100	4,218,100	0	0.0
	County Children with Disabilities Educ. Boards	4,067,300	4,067,300	4,067,300	0	0.0
	School Breakfast	2,510,500	2,510,500	2,510,500	0	0.0
	Peer Review and Mentoring	1,606,700	1,606,700	1,606,700	0	0.0
	Rural School Teacher Talent Pilot Program	1,500,000	1,500,000	1,500,000	0	0.0
	MPS Summer School Grant Program	1,400,000	1,400,000	1,400,000	0	0.0
	Four-Year-Old Kindergarten Grants	1,350,000	1,350,000	1,350,000	0	0.0
	School Day Milk	1,000,000	1,000,000	1,000,000	0	0.0
	Robotics League Participation Grants	500,000	750,000	750,000	500,000	50.0
	Gifted and Talented	474,400	474,400	474,400	0	0.0
	Aid for Transportation--Open Enr./Early College	454,200	454,200	454,200	0	0.0
	Supplemental Aid	100,000	100,000	100,000	0	0.0
DOA	Debt Service--Tech. Infrastructure Bonding	<u>325,500</u>	<u>344,200</u>	<u>98,200</u>	<u>-208,600</u>	-32.0
	Total Categorical Aid--GPR Funded	\$1,387,586,900	\$1,439,272,100	\$1,454,024,500	\$118,122,800	4.3%
Categorical Aid--PR Funded						
DPI	AODA	\$1,284,700	\$1,284,700	\$1,284,700	\$0	0.0%
	Tribal Language Revitalization Grants	<u>222,800</u>	<u>222,800</u>	<u>222,800</u>	<u>0</u>	0.0
	Total Categorical Aid--PR Funded	\$1,507,500	\$1,507,500	\$1,507,500	\$0	0.0%
Categorical Aid--SEG Funded						
DPI	School Library Aids	\$45,000,000	\$52,000,000	\$52,000,000	\$14,000,000	15.6%
DOA	Telecommunications Access for Educ. Agencies	<u>15,984,200</u>	<u>12,283,300</u>	<u>12,283,300</u>	<u>-7,401,800</u>	-23.2
	Total Categorical Aid--SEG Funded	\$60,984,200	\$64,283,300	\$64,283,300	\$6,598,200	5.4%
	Total Categorical Aid--All Funds	\$1,450,078,600	\$1,505,062,900	\$1,519,815,300	\$124,721,000	4.3%
	Total School Aid--All Funds	\$6,668,498,600	\$6,861,352,900	\$7,101,005,300	\$625,361,000	4.7%

2. GENERAL SCHOOL AIDS [LFB Paper 630]

GPR	\$534,300,000
-----	---------------

Provide \$154,700,000 in 2023-24 and \$379,600,000 in 2024-25 above base level funding of \$5,201,590,000 for general school aids. The general school aids appropriation funds equalization, integration, and special adjustment aid. This funding represents an increase of 3.0% in 2023-24 and 4.2% in 2024-25 compared to the prior year.

3. HIGH POVERTY AID [LFB Paper 631]

GPR	- \$33,660,000
-----	----------------

Delete base funding of \$16,830,000 annually for high poverty aid. The appropriation and program statutes for the aid would remain in statute.

A district is eligible for high poverty aid if at least 50% of its enrollment on the third Friday of September in the immediately preceding even-numbered year, rounded to the nearest whole percentage point, satisfied the income eligibility criteria for a free or reduced-price lunch in the national school lunch program. Aid per pupil is calculated by dividing the appropriated amount by the total pupil membership of all eligible districts, using the pupil membership data from the equalization aid calculation in the first year of the biennium. A district's total payment is determined by multiplying that amount by each district's pupil membership.

By law, for all districts except the Milwaukee Public School (MPS), this aid is subject to revenue limits. For MPS, high poverty aid must be used to reduce the property tax levied to offset the aid reduction attributable to the Milwaukee private school choice program. In either case, the effect of this aid is to reduce the property tax levy of the eligible school district.

4. REVENUE LIMIT PER PUPIL ADJUSTMENT [LFB Paper 630]

Set the per pupil adjustment under revenue limits at \$325 in 2023-2425.

Under revenue limits, the amount of revenue a school district can raise from general school aids, property taxes, and exempt property aids is restricted. A district's base revenue in a given year is equal to the restricted revenues received in the prior school year. Base revenue is divided by the average of the district's enrollments in the prior three years to determine its base revenue per pupil. In 2022-23, no per pupil adjustment was added to each district's base revenue per pupil to determine its current year revenue per pupil. Current year revenue per pupil is then multiplied by the average of the district's enrollments in the current and prior two years to determine the district's initial revenue limit.

[Act 19 Sections: 402 thru 408]

5. LOW REVENUE ADJUSTMENT [LFB Paper 630]

Pursuant to 2023 Wisconsin Act 11, increase the low revenue adjustment amount under revenue limits from \$10,000 per pupil in 2022-23 to \$11,000 per pupil in 2023-24 and annually thereafter.

Under the low revenue adjustment, if the sum of the base revenue per pupil and the revenue limit per pupil adjustment for a district is below the statutorily-specified amount, a district may increase its revenue to that amount.

Under current law, if the voters in a district reject an operating referendum, the low revenue adjustment amount for that district remains at the amount for the school year during which the referendum was held for the following three school years. If the voters in such a district subsequently approve an operating referendum during the three-year period, however, the district's low revenue adjustment in the school year after the referendum equals the amount for that year.

Categorical Aids

1. SPECIAL EDUCATION [LFB Paper 635] GPR \$97,034,400

Provide \$40,146,700 in 2023-24 and \$56,887,700 in 2024-25 for special education categorical aid. It is estimated that this funding would increase the proration rate from 31.5% in 2022-23 to 33.3% in 2023-24 and 2024-25. Base level funding is \$517,890,000.

2. HIGH COST SPECIAL EDUCATION AID [LFB Paper 635] GPR \$4,633,600

Provide \$1,592,800 in 2023-24 and \$3,040,800 in 2024-25 for high cost special education categorical aid. It is estimated that this funding would increase the proration rate from 39.5% in 2022-23 to 40% in 2023-24 and 50% in 2024-25. Base level funding is \$11,439,200.

3. BILINGUAL-BICULTURAL AID [LFB Paper 637] GPR \$3,000,000

Provide \$1,500,000 annually above base level funding of \$8,589,800 for bilingual-bicultural aid. It is estimated that this funding would increase the proration rate to 8.9% in 2023-24 and 8.7% in 2024-25. In 2021-22, the reimbursement rate under the program was approximately 7.7%.

4. PER PUPIL AID [LFB Paper 630] GPR - \$23,984,600

Reduce funding by \$10,397,000 in 2023-24 and \$13,587,600 in 2024-25 as the result of a sum sufficient reestimate of estimated per pupil aid payments. Base level funding is \$601,400,000.

Each school district receives a statutorily-specified, flat per pupil aid payment, outside of revenue limits, from the sum sufficient appropriation for per pupil aid. Under current law, this payment is \$742 per pupil payment in 2022- 23 and each year thereafter. A district's aid payment is based on its current three-year rolling average pupil count under revenue limits.

5. EARLY LITERACY AND READING IMPROVEMENT [LFB Paper 638]

Place \$50,000,000 in the Joint Finance Committee supplemental appropriation for a literacy program. The funding provided is shown under "Program Supplements."

6. HIGH COST TRANSPORTATION AID [LFB Paper 639]

GPR	\$5,887,600
-----	-------------

Provide \$2,943,800 annually above base level funding of \$19,856,200 for high cost transportation aid. It is estimated that this amount would reimburse 75% of eligible costs. Additionally, modify statutory language to eliminate the \$200,000 cap for payments for districts that qualified for aid in the previous year, but did not qualify in the current year. As a result, payments to all school districts receiving aid under the program would be prorated at the same rate.

Under current law, school districts qualify for high cost transportation aid if they meet the following eligibility requirements: (a) a transportation cost per member greater than 140% of the state average in the prior year; and (b) a pupil population density of 50 pupils per square mile or less, calculated by dividing the school district's membership in the previous school year by the district's area in square miles. Any district that qualified for aid in the preceding school year but is ineligible for aid in the current school year is eligible to receive an amount equal to 50% of its prior year award, with the sum of all payments under this provision not to exceed \$200,000 in any fiscal year. In 2021-22, 192 districts were eligible for aid under the program, and payments to those districts were prorated at 66.8%. Eleven districts had been eligible in the previous year but did not meet the eligibility requirements in the current year, and received payments equal to 52.8% of the maximum amount for which they were eligible (50% of their prior year payment).

[Act 19 Section: 399g]

7. PUPIL TRANSPORTATION AID

Modify statutory language to increase the reimbursement rate for pupils transported over 12 miles to and from school in the regular school year from \$375 to \$400 beginning in the 2023-24 school year. It is estimated that the current funding level (\$24.0 million GPR) would fully fund payments at the increased rate.

<u>Mileage</u>	<u>Current Law</u>		<u>Act 19</u>	
	<u>School Year</u>	<u>Summer School</u>	<u>School Year</u>	<u>Summer School</u>
0-2 miles (hazardous area)	\$15	--	\$15	---
2-5 miles	35	\$10	35	\$10
5-8 miles	55	20	55	20
8-12 miles	110	20	110	20
Over 12 miles	375	20	400	20

[Act 19 Section: 397]

8. SPARSITY AID

GPR	\$1,260,400
-----	-------------

Provide \$630,200 annually over base level funding of \$27,983,800 for sparsity aid. It is estimated that the funding would increase the proration rate to 100% in each year. In 2022-23, payments were prorated at 98%.

9. SCHOOL LIBRARY AIDS REESTIMATE

SEG	\$14,000,000
-----	--------------

Reestimate school library aids by \$7,000,000 annually. Base level funding is \$45,000,000 annually. Revenues are from interest earned on the segregated common school fund, administered by the Board of Commissioners of Public Lands.

10. SCHOOL-BASED MENTAL HEALTH SERVICES GRANT

GPR	\$30,000,000
-----	--------------

Provide a one-time increase of \$15,000,000 in each year of the biennium above base level funding of \$10,000,000 for grants for school-based mental health services. Specify that beginning in the 2023-24 school year and in each year thereafter, DPI would be required to award a grant to each school board and independent charter school operator in an amount determined as follows: (a) divide the number of pupils enrolled in the school district or charter school in the current school year by the total number of pupils enrolled statewide in school districts and independent charter schools; and (b) multiply the quotient by the total amount appropriated for the current school year. Modify statutory language to indicate that the grants are for the purpose of collaborating with mental health providers, rather than community mental health agencies as under current law. Delete current law specifying that grants are awarded under a competitive grant program, and school boards and independent charter schools can apply for a grant individually or as a consortium. Delete current law specifying that DPI would establish by rule the criteria used to award grants, and requiring DPI to award at least \$3,250,000 in grants annually beginning in the 2018-19 school year.

[Act 19 Sections: 389 thru 392]

11. ROBOTICS LEAGUE PARTICIPATION GRANTS

GPR	\$500,000
-----	-----------

Provide \$250,000 annually above base-level funding of \$500,000 for the robotics league participation grants.

Additionally, modify statutory language to specify that the maximum grant award would be \$6,000, rather than \$5,000 as under current law.

[Act 19 Section: 393]

12. SHARED SCHOOL DISTRICT SERVICES

Provide \$5,000,000 GPR in the Joint Finance Committee supplemental appropriation for

shared school district services. The fiscal effect of this item is shown under "Program Supplements."

13. RECOVERY SCHOOL GRANTS

Provide \$500,000 GPR annually in the Joint Finance Committee supplemental appropriation for a grant program for recovery high schools, which are public, private, or tribal high schools specifically designed for pupils in recovery from a substance use disorder. Create a new, annual appropriation under DPI for the grants. The fiscal effect of this item is shown under "Program Supplements."

[Act 19 Section: 68]

Choice, Charter, and Open Enrollment

1. MILWAUKEE PRIVATE SCHOOL CHOICE PROGRAM FUNDING [LFB Paper 106]

GPR	\$124,993,500
GPR Effect of Aid	
Reductions	<u>21,312,800</u>
Net GPR	\$146,306,300

Provide \$55,752,000 in 2023-24 and \$69,241,500 in 2024-25 relative to base level funding for the Milwaukee private school choice program. Reestimate aid reductions by \$5,853,700 in 2023-24 and \$15,459,100 in 2024-25.

As a result of these changes, the total cost of the program would equal an estimated \$300,168,600 in 2023-24 and \$313,658,100 in 2024-25. The aid reduction would be equal to \$9,605,400 in 2023-24 and \$0 in 2024-25, for a net GPR cost of \$290,563,200 in 2023-24 and \$313,658,100 in 2024-25. It is estimated that pupil participation will total 28,400 in 2023-24 and 28,700 in 2024-25.

Under the provisions of 2023 Wisconsin Acts 11 and 19, the per pupil payment for K-8 pupils is estimated to increase from \$8,399 in 2022-23 to \$9,893 in 2023-24 and \$10,237 in 2024-25, and the per pupil payment for 9-12 pupils is estimated to increase from \$9,045 in 2022-23 to \$12,387 in 2023-24 and \$12,731 in 2024-25.

2. RACINE AND STATEWIDE PRIVATE SCHOOL CHOICE PROGRAM FUNDING [LFB Paper 106]

GPR	\$169,870,300
GPR Effect of Aid	
Reductions	<u>- 174,245,800</u>
Net GPR	- \$4,375,500

Provide \$66,987,400 in 2023-24 and \$102,882,900 in 2024-25 relative to base level funding for the statewide and Racine private school choice programs. Reestimate aid reductions by -\$68,566,100 in 2023-24 and -\$105,679,700 in 2024-25.

As a result of these changes, the total cost of the program would equal an estimated

\$239,404,400 in 2023-24 and \$275,299,900 in 2024-25. The aid reduction would be equal to \$231,056,900 in 2023-24 and \$268,170,500 in 2024-25, for a net GPR cost of \$8,347,500 in 2023-24 and \$7,129,400 in 2024-25. It is estimated that pupil participation will total 22,900 in the two programs in 2023-24 and 25,500 in 2024-25.

Under the provisions of 2023 Wisconsin Acts 11 and 19, the per pupil payment for K-8 pupils is estimated to increase from \$8,399 in 2022-23 to \$9,893 in 2023-24 and \$10,237 in 2024-25, and the per pupil payment for 9-12 pupils is estimated to increase from \$9,045 in 2022-23 to \$12,387 in 2023-24 and \$12,731 in 2024-25.

3. SPECIAL NEEDS SCHOLARSHIP PROGRAM FUNDING [LFB Paper 106]

GPR	\$1,910,600
GPR Effect of Aid	
Reductions	- 1,910,600
Net GPR	\$0

Reduce funding by \$2,605,800 in 2023-24 and increase funding by \$4,516,400 in 2024-25 relative to base level funding for the special needs scholarship program. The cost of the program is fully offset by aid reductions to participating pupils' school districts of residence.

As a result of these changes, the total cost of the program, and the associated aid reductions, would equal an estimated \$38,021,000 in 2023-24 and \$45,143,200 in 2023-24. It is estimated that pupil participation will total 2,556 in 2023-24 and 2,966 in 2024-25.

Under the provisions of 2023 Wisconsin Acts 11 and 19, the per pupil payment is estimated to increase from \$13,076 in 2022-23 to \$15,065 in 2023-24 and \$15,409 in 2024-25.

4. INDEPENDENT CHARTER SCHOOL PROGRAM FUNDING [LFB Paper 106]

GPR	\$89,383,000
GPR Effect of Aid	
Reductions	- 42,556,800
Net GPR	\$46,826,200

Provide \$22,572,700 in 2023-24 and \$28,901,500 in 2024-25 as a reestimate of sum sufficient funding in the main appropriation for the independent charter school program. Base level funding is \$86,584,100.

The main appropriation for the program currently funds payments to charter schools that the City of Milwaukee, UW-Milwaukee, UW-Parkside, and the Lac Courte Oreilles Ojibwe College contract to operate. It is estimated that 9,533 pupils in 2023-24 and 9,793 pupils in 2024-25 will attend schools funded from this appropriation. Under the provisions of 2023 Wisconsin Acts 11 and 19, the per pupil payment for the independent charter school program is estimated to increase from \$9,264 in 2022-23 to \$11,385 in 2023-24 and \$11,729 in 2024-25.

Provide \$16,209,700 in 2023-24 and \$21,699,100 in 2024-25 as a reestimate of sum sufficient funding in the appropriation for independent charter schools authorized by the Office of Educational Opportunity (OEO) in the UW System. Base level funding is \$9,805,000.

It is estimated that 2,285 pupils in 2023-24 and 2,686 pupils in 2024-25 will attend schools funded from this appropriation. DPI pays the operators of these charter schools the same per pupil payment as other independent charter schools.

Pupils that attend charter schools authorized by the OEO or the Lac Courte Oreilles Ojibwe College are counted by their district of residence for revenue limit and general aid purposes. DPI is required to reduce the district's general aid payment in an amount equal to the total of the per pupil payments made for pupils residing in the district. Districts are not allowed to levy to backfill, or replace, that aid reduction. By law, there is no general aid reduction related to payments to schools authorized by the City of Milwaukee, UW-Milwaukee, and UW-Parkside.

The aid reduction for these pupils would increase by \$18,383,900 in 2023-24 and \$24,172,900 in 2024-25 from the base reduction of \$13,664,900. The net general fund fiscal effect for the independent charter program would be increased expenditures of \$20,398,500 in 2023-24 and \$26,426,700 in 2024-25.

As a result of these changes, the total cost of payments under the independent charter school program would equal an estimated \$135,171,500 in 2023-24 and \$146,989,700 in 2024-25.

5. CHOICE AND CHARTER PAYMENT ADJUSTMENTS

Pursuant to 2023 Wisconsin Act 11, an additional adjustment amount would be added to the current law indexing mechanism in 2023-24 for the per pupil payments under the private school choice, special needs scholarship, and independent charter school programs. The adjustments would be equal to a specified percentage of the \$11,000 per pupil low revenue adjustment amount under Act 11. Table 1 shows, for each program, the percent of the low revenue adjustment amount and the dollar figure for the additional adjustment amount in 2023-24.

TABLE 1

Additional 2023-24 Per Pupil Payment Adjustment Amounts

	Percent of 2023-24 low revenue <u>adjustment amount</u>	<u>Dollar amount</u>
Private school choice - K-8 pupil	10.0%	\$1,100
Private school choice - 9-12 pupil	26.8	2,948
Special needs scholarship	14.5	1,595
Independent charter school	15.7	1,727

Also under 2023 Act 11, an additional factor would be added to the indexing mechanism for each of the program payments in 2024-25 and each year thereafter. For the private school choice program payment for pupils in grades 9-12, the special needs scholarship program, and the independent charter school program, the additional amount would equal the change in the low revenue adjustment amount between the previous school year and the current school year, if positive. For the private school choice program payment for pupils in grades K-8, the additional amount would equal 90% of the change in the low revenue adjustment amount between the previous school year and the current school year, if positive.

Table 2 shows the estimated per pupil payments for each program under the provisions of 2023 Wisconsin Acts 11 and 19.

TABLE 2

Per Pupil Payments Under Acts 11 and 19

	<u>2022-23</u>	<u>2023-24</u>	<u>2024-25</u>
Private school choice - K-8 pupil	\$8,399	\$9,893	\$10,237
Private school choice - 9-12 pupil	9,045	12,387	12,731
Special needs scholarship	13,076	15,065	15,409
Independent charter school	9,264	11,385	11,729

Administrative and Other Funding

1. STANDARD BUDGET ADJUSTMENTS [LFB Paper 105]

	Funding	Positions
GPR	-\$1,410,000	0.00
FED	- 724,200	0.00
PR	<u>- 170,700</u>	<u>- 1.00</u>
Total	-\$2,304,900	- 1.00

Provide adjustments to the base totaling -\$705,000 GPR, -\$326,100 FED, -\$58,100 PR, and -1.0 PR positions in 2023-24 and -\$705,000 GPR, -\$326,100 FED, and -\$112,600 PR in 2024-25 for: (a) turnover reduction (-\$814,700 GPR and -\$912,700 FED annually); (b) full funding of continuing position salaries and fringe benefits (-\$179,000 GPR, \$521,700 FED, and -\$17,700 PR annually); (c) overtime (\$274,100 GPR, \$41,800 FED, and \$13,900 PR annually); (d) night and weekend differential pay (\$55,400 GPR, \$400 FED, and \$200 PR annually); (e) removal of non-continuing elements from the base (-\$54,500 PR and -1.0 PR positions in 2023-24 and -\$109,000 PR in 2024-25); and (f) lease and directed moves costs (-\$40,800 GPR and -\$13,300 FED annually).

2. FUEL AND UTILITIES REESTIMATE

GPR	\$154,000
-----	-----------

Provide \$74,700 in 2023-24 and \$79,300 in 2024-25 to reflect estimated costs for fuel and utilities for the state residential schools. Base level funding is equal to \$428,300 annually.

3. DEBT SERVICE REESTIMATE [LFB Paper 106]

GPR	\$527,400
-----	-----------

Modify funding by \$138,400 in 2023-24 and \$404,500 in 2024-25 as a reestimate of debt service payments for the state residential schools. Annual base level funding is \$904,700.

4. REACH OUT AND READ [LFB Paper 657]

Provide \$500,000 GPR in 2023-24 under the existing Department of Health Services appropriation to Reach Out and Read, Inc., a Massachusetts nonstock corporation, for an early literacy program operated in Wisconsin to support integration of books and reading into pediatric care and encourage families to read aloud together. (The fiscal effect is shown under "Health Services -- Public Health.")

5. PROGRAM REVENUE REESTIMATES

PR	\$2,904,400
----	-------------

Reestimate program revenue by \$1,452,200 annually. The reestimate includes \$5,900 annually in the appropriation for personnel licensure; -\$125,100 annually in the appropriation for school lunch handling charges; \$1,561,400 annually in the appropriation for data processing; and \$10,000 annually in the appropriation for leasing space at the Wisconsin Educational Services Program for the Deaf and Hard of Hearing and Wisconsin Center for the Blind and Visually Impaired.

6. PUBLIC LIBRARY AID [LFB Paper 658]

SEG	\$6,000,000
-----	-------------

Provide \$2,000,000 in 2023-24 and \$4,000,000 in 2024-25 above base level funding of \$20,013,100 for public library system aid. The segregated revenue is provided from the state universal service fund, which receives its funding through assessments on annual gross operating revenues from intrastate telecommunications providers.

7. RECOLLECTION WISCONSIN

SEG	\$450,000
-----	-----------

Provide \$150,000 in 2023-24 and \$300,000 in 2024-25 for Recollection Wisconsin, and require the State Superintendent to annually distribute the funding to Wisconsin Library Services, Inc. (WiLS) to support the digitization of historic materials in public libraries throughout the state. Create an annual, sum certain SEG appropriation for this purpose. The segregated revenue would be provided from the universal service fund, which receives its funding through assessments on annual gross operating revenues from intrastate telecommunications providers.

Recollection Wisconsin is a consortium administered by WiLS, a nonprofit organization of Wisconsin libraries and other organizations, with the Wisconsin Historical Society, UW-Milwaukee, UW-Madison, the Milwaukee Public Library, Marquette University, and DPI also serving as governing partners. Its purpose is to collect digital historical resources from Wisconsin libraries, archives, museums, and historical societies, and make them publicly available.

[Act 19 Sections: 69 and 388]

8. BADGERLINK AND NEWSLINE FOR THE BLIND

SEG	\$307,000
-----	-----------

Provide \$104,000 in 2023-24 and \$203,000 in 2024-25 above base level funding of

\$3,283,300 to maintain the current level of services provided through BadgerLink and Newsline for the Blind.

BadgerLink is an online library that contracts with vendors to provide access to licensed content such as magazines, newspapers, scholarly articles, videos, images, and music. Newsline for the Blind provides access to newspapers on a daily basis for people who cannot read print newspapers via an automated electronic voice that can be accessed using a telephone. The segregated revenue is provided from the state universal service fund, which receives its funding through assessments on annual gross operating revenues from intrastate telecommunications providers.

9. LIBRARY SERVICES CONTRACTS

SEG	\$29,800
-----	----------

Provide \$29,800 beginning in 2024-25 above base level funding of \$1,367,700 to fully fund the cost of statutorily-required library service contracts for resources of specialized library materials and other information.

DPI contracts with four service providers: (a) the Milwaukee Public Library; (b) the University of Wisconsin-Madison; (c) the Wisconsin Talking Book and Braille Library; and (d) the Cooperative Children's Book Center. DPI indicated that projected costs for each of the contracts will increase over the biennium due to general operating cost increases, and insufficient funding would result in a cap on the amount of material that can be requested from the Milwaukee Public Library and the UW-Madison library. The segregated revenue is provided from the state universal service fund, which receives its funding through assessments on annual gross operating revenues from intrastate telecommunications providers.

10. PUPIL ASSESSMENT

GPR	- \$2,000,000
-----	---------------

Reduce funding by \$1,000,000 annually from base level funding of \$16,558,400 for pupil assessment.

11. SPECIAL OLYMPICS

GPR	\$200,000
-----	-----------

Provide an increase of \$100,000 annually above base level funding of \$100,000 for the Special Olympics.

12. DELETE VACANT POSITIONS

GPR	- 6.18
FED	- 4.85
PR	<u>- 0.70</u>
Total	- 11.73

Delete 6.18 GPR positions, 4.85 FED positions, and 0.70 PR positions that have been vacant for more than 18 months.

13. ONLINE EARLY LEARNING PILOT PROGRAM [LFB Paper 659]

GPR	- \$1,000,000
-----	---------------

Reduce funding by \$500,000 annually due to the nonstatutory language that created the program under 2019 Act 170 specifying that the repeal of the appropriation for the online early learning program would take effect on July 1, 2023.

Under the online early learning program, DPI is required to contract with a service provider to conduct an early learning pilot program to provide online instruction in reading, math, and science to help low-income children transition to kindergarten.

[Act 19 Sections: 473 thru 476]

PUBLIC SERVICE COMMISSION

Budget Summary						FTE Position Summary				
Fund	2022-23	Act 19		2023-25 Change Over		2022-23	Act 19		2024-25	
	Adjusted Base	2023-24	2024-25	Base Year Doubled	Amount		%	2023-24	2024-25	Number
FED	\$3,021,800	\$3,537,300	\$3,537,300	\$1,031,000	17.1%	18.75	18.75	18.75	0.00	0.0%
PR	21,575,400	21,688,400	21,713,000	250,600	0.6	139.00	140.00	140.00	1.00	0.7
SEG	8,533,600	8,580,300	8,580,300	93,400	0.5	4.00	4.00	4.00	0.00	0.0
TOTAL	\$33,130,800	\$33,806,000	\$33,830,600	\$1,375,000	2.1%	161.75	162.75	162.75	1.00	0.6%

Budget Change Items

1. STANDARD BUDGET ADJUSTMENTS [LFB Paper 105]

FED	\$1,031,000
PR	- 287,400
SEG	<u>93,400</u>
Total	\$837,000

Provide adjustments to the agency base budget for the following:
 (a) reductions for staff turnover (-\$502,700 PR annually); (b) full funding of continuing position salaries and fringe benefits (\$369,900 PR, \$519,000 FED, and \$48,300 SEG annually); (c) reclassifications and semi-automatic pay progression (\$26,800 PR annually); and (d) full funding of lease and directed moves costs (-\$37,700 PR, -\$3,500 FED, and -\$1,600 SEG annually).

2. CYBERSECURITY POSITIONS [LFB Paper 665]

	Funding	Positions
PR	\$198,000	1.00

Provide \$86,700 in 2023-24 and \$111,300 in 2024-25 with 1.0 position in the Division of Business Operations and Office Management for supporting cybersecurity activities at PSC. The position would document and implement processes and procedures for securing PSC's users, applications, computers and servers in compliance with state and national standards. In addition, the position would focus on data governance to protect agency and utility data.

3. ENGINEERING MODELING SOFTWARE [LFB Paper 666]

PR	\$340,000
----	-----------

Provide \$170,000 each year in ongoing budget authority for licensing and associated costs of advanced engineering modeling software. PSC intends to use the software to improve review of application materials from utilities applying for various construction projects. The software would also be used to review long-term transmission planning projects and resource shifts to renewable energy or battery systems, and to perform independent studies.

4. RENAME THE POLICE AND FIRE PROTECTION FUND

Rename the police and fire protection fund as the 911 fund, as part of changes to county and municipal aid programs made under 2023 Wisconsin Acts 12 and 19. State law requires telecommunications providers to impose a fee on each telephone line with an assigned phone number, including landlines, cellphones, and internet-based voice lines, and such fees are deposited into the segregated 911 fund. PSC is in part responsible for collection of fees deposited to the 911 fund. [See "Shared Revenue and Tax Relief -- Direct Aid Payments."]

[Act 19 Sections: 55, 211, and 425 thru 428]

REVENUE

Budget Summary						FTE Position Summary				
Fund	2022-23 Adjusted Base	Act 19		2023-25 Change Over Base Year Doubled		2022-23	Act 19		2024-25 Over 2022-23	
		2023-24	2024-25	Amount	%		2023-24	2024-25	Number	%
GPR	\$192,630,300	\$205,511,300	\$204,772,600	\$25,023,300	6.5%	950.15	952.15	952.15	2.00	0.2%
PR	21,313,300	22,437,800	21,751,000	1,562,200	3.7	135.40	131.00	131.00	- 4.40	- 3.2
SEG	29,755,200	23,805,900	23,855,100	- 11,849,400	- 19.9	92.45	94.65	94.65	2.20	2.4
TOTAL	\$243,698,800	\$251,755,000	\$250,378,700	\$14,736,100	3.0%	1,178.00	1,177.80	1,177.80	- 0.20	0.0%

Budget Change Items

Departmentwide

1. STANDARD BUDGET ADJUSTMENTS [LFB Paper 105]

Provide adjustments to the base budget for: (a) turnover reduction (-\$3,165,800 GPR and -\$235,200 SEG annually); (b) full funding of continuing position salaries and fringe benefits (\$324,100 GPR, \$132,900 PR, and \$252,800 SEG annually); (c) reclassifications and semiautomatic pay progression (\$148,200 PR and \$26,900 SEG in 2023-24 and \$210,900 PR and \$36,100 SEG in 2024-25); (d) full funding of lease and directed moves costs (-\$271,400 GPR, -\$26,600 PR, and \$123,000 SEG in 2023-24 and -\$260,100 GPR, -\$26,100 PR, and \$123,100 SEG in 2024-25); and (e) minor transfers within the same alpha appropriation.

GPR	- \$6,214,900
PR	572,200
SEG	344,300
Total	- \$5,298,400

2. MINOR TRANSFERS BETWEEN APPROPRIATIONS [LFB Paper 670]

Transfer \$195,900 GPR and 2.0 communications positions annually from the Department of Revenue's (DOR) collection of taxes -- general program operations appropriation to its administrative services and space rental -- general program operations appropriation to create the Office of Communications in the Secretary's Office.

3. GENERAL PROGRAM OPERATIONS APPROPRIATIONS REDUCTIONS

GPR	- \$2,753,600
-----	---------------

Reduce funding for the following DOR general program operations appropriations annually:

(a) \$392,400 in the state and local finance -- general program operations appropriation; and (b) \$984,400 in the administrative services and space rental -- general program operations appropriation.

Tax Administration

1. CONVERT REVENUE AGENT PROJECT POSITIONS TO PERMANENT POSITIONS [LFB Paper 670]

Extend the expiration of the 38.0 GPR project positions provided to DOR under 2017 Act 59 from June 30, 2025, to September 30, 2025. The 38 project positions are located within DOR's Division of Income, Sales, and Excise Tax, and consist of: (a) 17 audit revenue agent positions and one supervisor position in the Division's Audit Bureau; and (b) 19 tax collection revenue agent positions and one supervisor position in the Division's Compliance Bureau. Direct the Department of Administration to provide salary and fringe in preparing the base for the 2025-27 biennial budget sufficient to extend the 38 project positions through September 30, 2025.

2. ADVANCED TECHNOLOGY SYSTEM PROJECT [LFB Paper 672]

GPR	\$1,950,000
PR	<u>1,950,000</u>
Total	\$3,900,000
GPR-Tax	\$7,600,000
PR-REV	\$480,000
GPR-REV	- 1,470,000

Provide \$1,350,000 GPR and \$1,350,000 PR in 2023-24 and \$600,000 GPR and \$600,000 PR in 2024-25 for supplies and services to implement an advanced technology system in DOR's Compliance Bureau. The Administration indicates that this system will utilize data analytics to enhance collections of both delinquent taxes and debts owed to local governments and state agencies by \$10,800,000 in 2024-25, \$15,000,000 in 2025-26, and \$20,000,000 in 2026-27. The Administration estimates that 70% (\$7,600,000 in 2024-25, \$10,500,000 in 2025-26, and \$14,000,000 in 2026-27) of enhanced collections will come from delinquent general fund taxes. The remaining 30% (\$3,200,000 in 2024-25, \$4,500,000 in 2025-26, and \$6,000,000 in 2026-27) of enhanced collections will come from debts owed to state agencies and local governments under the statewide debt collection program.

Under DOR's debt collection appropriation, all revenues collected in excess of expenditures are transferred to the general fund at the end of the fiscal year. Estimate a reduction in the year-end transfer to the general fund of \$1,350,000 GPR-REV in 2023-24 and \$120,000 GPR-REV in 2024-25 to reflect increased PR expenditures, partly offset by increased debt collection fees estimated at \$480,000 PR-REV in 2024-25.

3. REPEAL BASEBALL STADIUM TAX ADMINISTRATION APPROPRIATION [LFB Paper 674]

	Funding	Positions
PR	- \$855,000	- 4.40

Delete \$427,500 and 4.40 positions annually to eliminate the funding and vacant positions associated with DOR's collection of taxes -- administration of special district taxes appropriation. Repeal the appropriation on April 30, 2024. This appropriation was created to administer the baseball stadium district tax, which ended March 31, 2020. The Administration indicates that the delayed effective date for the repeal of this appropriation is necessary to allow taxpayers to timely file amended returns.

[Act 19 Sections: 154, 169, 351, and 9437(1)]

4. REPEAL FOOTBALL STADIUM TAX ADMINISTRATION APPROPRIATION [LFB Paper 674]

PR	- \$105,000
----	-------------

Delete \$52,500 annually to eliminate funding associated with DOR's collection of taxes -- administration of local professional football stadium district taxes appropriation, and repeal the appropriation on the effective date of the bill.

[Act 19 Sections: 155, 170, and 352]

5. PERSONAL PROPERTY TAX REPEAL ADMINISTRATIVE COSTS

	Funding	Positions
GPR	\$342,200	2.00

Provide \$171,100 GPR and 2.0 GPR project positions annually to DOR's state and local finance -- general program operations appropriation to help implement the repeal of the personal property tax under 2023 Act 12. Specify that these project positions are authorized from July 1, 2023, to June 30, 2025.

6. ADMINISTRATION OF CITY OF MILWAUKEE SALES AND USE TAX APPROPRIATION

Create a PR appropriation under DOR for the administration of municipal (City of Milwaukee) sales and use taxes. Under separate provisions of the bill, 1.75% of the taxes collected under a newly-created shared revenue and tax relief municipality (City of Milwaukee) taxes appropriation are credited to DOR's appropriation. [For additional information, see "Shared Revenue and Tax Relief -- Local Revenue Options."]

[Act 19 Section: 156]

Lottery Administration

1. LOTTERY SALES PROJECTIONS

Project sales of \$912.1 million annually in the 2023-25 biennium. In addition, reestimate 2022-23 lottery sales at \$979.7 million to reflect recent sales experience. Projected lottery sales provide the basis for estimating the lottery and gaming property tax credit in the next biennium. In addition, the projected sales directly affect appropriations for retailer compensation and lottery vendor fees. The projected sales are based on sales models utilized by DOR to estimate both lotto (on-line) and instant ticket games. The following table shows these projections, as well as 2021-22 actual lottery sales and estimated sales in 2022-23.

Lottery Sales Projections (\$ in millions)

<u>Game Type</u>	<u>Actual</u> <u>2021-22</u>	<u>Estimated</u> <u>2022-23</u>	<u>Estimated</u> <u>2023-24</u>	<u>% Change</u> <u>from 2022-23</u>	<u>Estimated</u> <u>2024-25</u>	<u>% Change</u> <u>from 2023-24</u>
Scratch	\$637.8	\$655.6	\$643.5	-1.8%	\$643.5	0.0%
Pull-tab	1.1	1.3	1.3	0.0	1.3	0.0
Lotto	<u>248.9</u>	<u>322.8</u>	<u>267.3</u>	<u>-17.2</u>	<u>267.3</u>	<u>0.0</u>
Total	\$887.8	\$979.7	\$912.1	-6.9%	\$912.1	0.0%

2. LOTTERY FUND CONDITION STATEMENT [LFB Paper 675]

The total revenue available for tax relief, minus a statutory reserve (2% of gross revenue) and the amount appropriated for the lottery and gaming credit late applications payments, determines the amount available for the lottery and gaming tax credit. The following fund condition provides information on operating revenues, appropriated amounts for expenditures, estimates of interest earning and gaming-related revenue, and the amounts available for tax relief credits. This fund condition reflects a higher estimated 2023-24 opening balance of \$43,939,100, associated with anticipated higher sales in 2022-23, compared to earlier estimates. It also reflects estimated sales in the 2023-25 biennium (described in the previous item), as well as changes in SEG expenditures for general program operations associated with the provision of additional positions (see later items), increased turnover projections, and increased GPR expenditures for retailer compensation and vendor fees, which result in corresponding reductions in SEG expenditures for those purposes. Total funding for the lottery and gaming credit, including late applications, would be \$338,875,800 in 2023-24 and \$312,640,000 in 2024-25.

	<u>2023-24</u>	<u>2024-25</u>
Fiscal Year Opening Balance	\$43,939,100	\$18,247,600
Operating Revenues		
Total Ticket Sales	\$912,117,200	\$912,117,200
Retailer Fees and Miscellaneous	<u>262,800</u>	<u>262,800</u>
Gross Revenues	\$912,380,000	\$912,380,000
Expenditures (SEG)		
Prizes	\$578,481,400	\$578,481,400
General Program Operations	20,728,900	20,768,800
Gaming Law Enforcement	464,500	464,500
Lottery Credit Administration	337,600	337,600
Program and Other Reserves	<u>235,300</u>	<u>528,700</u>
Total SEG Expenditures	\$600,247,700	\$600,581,000
Expenditures (GPR)		
Retailer Compensation	\$64,366,400	\$64,366,400
Vendor Fees	<u>24,358,400</u>	<u>24,358,400</u>
Total GPR Expenditures	\$88,724,800	\$88,724,800
Net SEG Proceeds	\$312,132,300	\$311,799,000
Interest Earnings	\$1,052,000	\$841,000
Total Available for Tax Relief *	\$357,123,400	\$330,887,600
Appropriations For Tax Relief		
Lottery and Gaming Credit	\$338,025,800	\$311,790,000
Late Lottery and Gaming Credit Applications	<u>850,000</u>	<u>850,000</u>
Total Appropriations for Tax Relief	\$338,875,800	\$312,640,000
Gross Closing Balance	\$18,247,600	\$18,247,600
Reserve (2% of Gross Revenues)	\$18,247,600	\$18,247,600
Net Closing Balance	\$0	\$0

*Opening balance, net SEG proceeds, and interest earnings.

3. LOTTERY RETAILER COMPENSATION AND VENDOR FEES [LFB Paper 675]

GPR	\$31,699,600
SEG	<u>- 12,484,000</u>
Total	\$19,215,600

Provide \$12,366,800 annually to DOR's sum certain GPR appropriation for lottery retailer compensation and \$3,483,000 annually to DOR's sum certain GPR appropriation for lottery vendor fees. Additionally, reduce funding by \$5,305,000 annually to DOR's sum sufficient SEG appropriation for lottery retailer compensation and by \$937,000 annually to DOR's sum sufficient SEG appropriation for lottery vendor fees. These adjustments would convert all base SEG funding for retailer compensation and vendor fees to instead be funded with GPR, and provide additional GPR to reflect the higher costs of retailer compensation and

vendor fees associated with the estimated sales in the biennium (described above).

Basic retailer compensation is established by statute at 5.5% of the retail price of lotto lottery tickets and 6.25% of the retail price of instant tickets sold by the retailer. In addition, the retailer performance program provides an amount of up to 1% of gross lottery sales as incentive payments to retailers. Vendor fees are paid under a major procurement contract for the provision of data processing services to both the lotto and instant lottery games.

4. LOTTERY DRAW STAFF [LFB Paper 675]

	Funding	Positions
SEG	\$99,300	1.00

Provide \$42,600 in 2023-24 and \$56,700 in 2024-25 and 1.0 position to the Lottery Division's SEG general operations appropriation to assist with both the increased number of lotto games and the mid-day draws that have been implemented for several lotto games.

5. LOTTERY INVESTIGATORS [LFB Paper 675]

	Funding	Positions
SEG	\$164,900	1.00

Provide \$71,400 in 2023-24 and \$93,500 in 2024-25 and 1.0 positions to the Lottery Division's SEG general operations appropriation for an additional lottery investigator.

6. LOTTERY CONTRACTOR POSITION [LFB Paper 675]

	Funding	Positions
SEG	\$26,100	0.20

Provide \$11,200 in 2023-24 and \$14,900 in 2024-25 and 0.2 of a position to the Lottery Division's SEG general operations appropriation to supplement an existing 0.8 FTE position for a retailer services specialist.

SAFETY AND PROFESSIONAL SERVICES

Budget Summary						FTE Position Summary				
Fund	2022-23 Adjusted Base	Act 19		2023-25 Change Over Base Year Doubled		2022-23	Act 19		2024-25 Over 2022-23	
		2023-24	2024-25	Amount	%		2023-24	2024-25	Number	%
GPR	\$0	\$1,000,000	\$0	\$1,000,000	N.A.	0.00	0.00	0.00	0.00	N.A.
FED	537,500	520,700	520,700	- 33,600	- 3.1%	1.70	1.70	1.70	0.00	0.0%
PR	<u>60,517,800</u>	<u>70,583,900</u>	<u>72,144,000</u>	<u>21,692,300</u>	17.9	<u>240.44</u>	<u>256.19</u>	<u>256.19</u>	<u>15.75</u>	6.6
TOTAL	\$61,055,300	\$72,104,600	\$72,664,700	\$22,658,700	18.6%	242.14	257.89	257.89	15.75	6.5%

Budget Change Items

Departmentwide

1. STANDARD BUDGET ADJUSTMENTS [LFB Paper 105]

	Funding	Positions
FED	- \$33,600	0.00
PR	<u>155,300</u>	<u>- 2.00</u>
Total	\$121,700	- 2.00

Increase funding by \$76,200 (-\$16,800 FED and \$93,000 PR) and delete 2.0 PR positions in 2023-24, and provide \$45,500 (-\$16,800 FED and \$62,300 PR) and delete 2.0 PR positions in 2024-25 to reflect the net effect of the following standard budget adjustments: (a) turnover reduction (-\$585,500 PR annually); (b) removal of non-continuing elements (-\$145,800 PR and -2.0 PR positions in 2023-24 and -\$176,700 PR and -2.0 PR positions in 2024-25); (c) full funding of continuing position salaries and fringe benefits (-\$16,800 FED and \$897,500 PR annually); and (d) full funding of lease and directed moves costs (-\$73,200 PR in 2023-24 and -\$73,000 PR in 2024-25).

2. SYSTEM PLATFORMS SUBSCRIPTIONS AND MAINTENANCE [LFB Papers 680 and 681]

PR	\$4,352,400
----	-------------

Provide \$2,117,900 in 2023-24 and \$2,234,500 beginning in 2024-25 for the following system platforms subscriptions and maintenance: (a) \$1,760,700 in 2023-24 and \$1,813,600 in 2024-25 for various software subscriptions and maintenance for License components required for operation of the system for health and business occupation credentialing; (b) \$135,800 in 2023-24 and \$139,900 in 2024-25 for the software subscriptions and maintenance fees of the Electronic Safety and Licensing Application (eSLA) for safety and building plan reviews and permitting; and (c) \$221,400 in 2023-24 and \$281,000 in 2024-25 for a variety of software subscriptions and

maintenance, including for electronic forms, call center functions, and other DSPS internal operations.

3. DIVISION OF ENTERPRISE TECHNOLOGY CONSULTING SERVICES [LFB Paper 682]

PR	\$1,904,600
----	-------------

Provide \$924,900 in 2023-24 and \$979,700 in 2024-25 as one-time funding for information technology (IT) programming enhancements, process improvements, and deployment of statewide technology upgrades. Amounts would be paid to the Division of Enterprise Technology in the Department of Administration, which provides IT services to DSPS.

4. EQUIPMENT AND SOFTWARE UPGRADES [LFB Paper 681]

PR	\$445,800
----	-----------

Provide \$219,700 in 2023-24 and \$226,100 in 2024-25 as one-time funding for equipment updates. Funding is intended to support replacement of agency equipment such as computers and peripheral devices that have become obsolete or otherwise reached the end of planned functionality.

5. MILITARY PATHWAYS GRANT PROGRAM

PR	\$100,000
----	-----------

Provide \$50,000 each year in one-time funding to continue the Military Pathways Grant Program, by which military training may be creditable or transferrable to credentials for certain civilian jobs. The program was created under 2021 Wisconsin Act 58, which provided \$50,000 each year in one-time funding. Eligible applicants include colleges, universities, apprenticeship programs, or other entities that create curricula to connect existing military training with licensed civilian occupations. DSPS reports that Milwaukee Area Technical College received the grant in 2021-22 to hire a part-time veterans project specialist position to assist in transferring military training and credentials to college transcripts.

6. EROSION REMEDIATION ASSISTANCE FOR THE DE PERE GREENWOOD CEMETERY

GPR	\$1,000,000
-----	-------------

Provide \$1,000,000 in 2023-24 for erosion remediation at De Pere Greenwood Cemetery. Require DSPS to distribute the funds to the De Pere Greenwood Cemetery Association, with approval from the state Cemetery Board, from the DSPS general operations appropriation.

[Act 19 Section: 9138(1)]

7. DELETE VACANT POSITIONS

	Positions
PR	- 0.25

Delete a 0.25 financial specialist position that has been vacant for longer than 18 months.

Regulation of Professions

1. LICENSE PROCESSING STAFF [LFB Paper 685]

	Funding	Positions
PR	\$952,400	7.00

Provide 6.0 license processing positions for the Division of Professional Credential Processing (DPCP) with \$359,400 in 2023-24 and \$462,600 in 2024-25. Of the positions authorized, 4.0 would be for health professions and 2.0 would be for business and trades. Additionally, provide 1.0 paralegal with \$57,000 in 2023-24 and \$73,400 in 2024-25. Specify that the positions are four-year project positions.

As of July 1, 2023, the DPCP had 64.0 positions assigned for various functions related to receiving and processing license and credential applications. Positions include 42.0 license/permit program associates, 7.0 office operations associates, 4.0 attorneys, 4.0 paralegals, 4.0 records management supervisors, 2.0 program and policy analysts, and 1.0 administrator.

2. CALL CENTER STAFF [LFB Paper 686]

	Funding	Positions
PR	\$763,900	6.00

Provide 6.0 office operations associate positions for the Customer Service Center (CSC), with funding of \$327,400 in 2023-24 and \$436,500 in 2024-25. Specify that the positions are two-year project positions and the funding is one-time.

The CSC is part of the Division of Professional Credential Processing and assists prospective or current credential holders who may contact the Department with questions on the processes for acquiring a new or renewal credential. As of July 1, 2023, the CSC had 10.0 positions, including 6.0 office operations associates, 3.0 license/permit program associates, and 1.0 supervisor. DSPS reports it also has used contract employees supported by federal funds to supplement CSC staffing in the 2021-23 biennium.

3. PRESCRIPTION DRUG MONITORING PROGRAM [LFB Paper 690]

PR	\$1,115,200
----	-------------

Provide \$253,800 in 2023-24 and \$861,400 in 2024-25 in one-time funding for software improvements, electronic health records integration, and recurring licensing costs for the state's electronic Prescription Drug Monitoring Program (ePDMP). The ePDMP is an online opioid database used by approximately 70,000 registered users, including Wisconsin pharmacy staff, healthcare professionals, law enforcement agencies, and public health officials to prevent opioid abuse in the state. Originally created by 2009 Wisconsin Act 362, the program's development and deployment was funded by various federal grants.

DSPS funds the ePDMP with the agency's health and business professions general program operations PR appropriations. Recent improvements to the ePDMP were made using funds from the federal Harold Rogers PDMP Grant Program, including \$1.9 million in 2019-20 and \$1.6 million in 2020-21. An award of \$1.4 million was granted to Wisconsin in 2021-22.

4. CONTINUING EDUCATION CERTIFICATION FOR REALTORS

PR	\$100,000
----	-----------

Provide \$100,000 in one-time funding in 2023-24 to support the Wisconsin Realtors Association in the establishment of continuing education requirements for realtors in the state.

Safety and Buildings Programs

1. BUILDING PLAN REVIEW [LFB Paper 695]

	Funding	Positions
PR	\$465,200	3.00

Provide 3.0 permanent building plan review positions with \$202,500 in 2023-24 and \$262,700 in 2024-25. The DSPS Division of Industry Services (DIS) is responsible for reviewing plans for public buildings and multifamily dwellings prior to construction, unless the municipality in which the building would be constructed has been delegated the authority to conduct plan review. Positions are intended to allow DIS to reduce plan review times or expand review services offered. Staffing and funding are budgeted in the appropriation for safety and buildings operations.

2. PRIVATE ON-SITE WASTEWATER TREATMENT SYSTEM (POWTS) GRANT PROGRAM UPDATE AND CONTINUATION [LFB Paper 697]

PR	\$1,680,000
----	-------------

Extend the POWTS grant program through June 30, 2025, and provide \$840,000 in each year for grant funding. The POWTS grant program provides financial assistance to certain owners of a principal residence or small commercial establishment to cover a portion of the cost of repairing or replacing failing private onsite wastewater treatment (septic) systems. Under 2021 Wisconsin Act 67, the grant program was to be repealed on June 30, 2023. The program is funded from a transfer from the DSPS safety and buildings operations appropriation, which receives program revenue from sanitary permits and private onsite wastewater treatment system plan review fees, as well as fees from other building permit, plan review, inspection, and credentialing activities.

[Act 19 Sections: 472g, 472r, and 9438(2)]

3. PRIVATE SEPTIC SYSTEM PLAN REVIEWERS [LFB Paper 697]

	Funding	Positions
PR	\$282,000	2.00

Provide \$123,000 in 2023-24 and \$159,000 in 2024-25 and 2.0 permanent positions for private septic system plan review. DSPS is authorized 6.0 permanent private septic system plan reviewers, and 2021 Wisconsin Act 67 provided 2.0 two-year project

septic system plan reviewers that expire on June 30, 2023. This provision makes the Act 67 positions permanent.

4. YOUTH VOLUNTEER FIREFIGHTER TRAINING PROGRAM [LFB Paper 699]

PR	\$150,000
----	-----------

Provide \$75,000 each year in one-time funding to continue the Youth Volunteer Firefighter Training Program. The program provides grants to fire departments to create and operate youth firefighter training programs with the goal of increasing recruitment and retention of volunteer firefighters in the state. The grant program was created under 2021 Act 58, which provided \$50,000 PR each year in one-time funding. Funding in the 2021-23 biennium has been awarded to six grantees, with individual grants being between \$4,050 and \$24,950.

5. MANUFACTURED HOUSING REHABILITATION AND RECYCLING PROGRAM

PR	\$40,000
----	----------

Provide \$20,000 in each year as one-time funding for the manufactured housing rehabilitation and recycling program. Under the program, DSPS awards funds for disposal of abandoned manufactured homes and repairs to manufactured homes owned and occupied by low-income, elderly, and disabled persons. Current funding of \$40,000 for the program is administered by the Tomorrow's Home Foundation and comes from the titling fees for manufactured homes, which are deposited into the DSPS general operations appropriation for industry and trades.

6. FIRE DEPARTMENT DUES DISTRIBUTION REESTIMATE [LFB Paper 700]

PR	\$9,185,500
----	-------------

Reestimate the fire dues distribution by \$4,302,500 in 2023-24 and \$4,883,000 in 2024-25. Any insurer doing fire insurance business in Wisconsin must remit to the state fire department dues equal to 2% of the amount of all Wisconsin-based premiums received by the insurer. Most proceeds fund aids payments that DSPS distributes to each city, village, or town maintaining a local fire department for eligible activities related to fire department operations. The provision estimates fire dues payments to municipalities at \$29.0 million in 2023-24 and \$29.6 million in 2024-25.

SECRETARY OF STATE

Budget Summary						FTE Position Summary				
Fund	2022-23	<u>Act 19</u>		<u>2023-25 Change Over</u>		2022-23	<u>Act 19</u>		<u>2024-25</u>	
	Adjusted Base	2023-24	2024-25	Base Year Doubled	Amount		%	2023-24	2024-25	Number
PR	\$288,100	\$281,600	\$281,600	-\$13,000	- 2.3%	2.00	2.00	2.00	0.00	0.0%

Budget Change Item

1. STANDARD BUDGET ADJUSTMENTS [LFB Paper 105]

PR	-\$13,000
----	-----------

Provide an adjustment of -\$6,500 annually to the Secretary of State's program fees appropriation for full funding of continuing position salaries and fringe benefits.

SHARED REVENUE AND TAX RELIEF

Budget Summary by Funding Source					
	2022-23	Act 19		2023-25 Change Over	
	Adjusted Base	2023-24	2024-25	Base Year Doubled Amount	Percent
Direct Aid Payments					
Expenditure Restraint	\$59,311,700	\$58,145,700	\$0	-\$60,477,700	-51.0%
County and Municipal Aid	708,387,500	707,684,200	0	-709,090,800	-50.0
Public Utility Distribution	87,916,900	88,949,800	98,417,600	11,533,600	6.6
State Aid; Tax Exempt Property	98,047,100	98,047,100	0	-98,047,100	-50.0
State Aid; Personal Property Tax Exemption	75,530,900	75,620,900	0	-75,440,900	-49.9
State Aid; Video Service Provider Fee	10,008,200	10,008,200	0	-10,008,200	-50.0
Interest Payments on Overassessments of Manufacturing Property	10,000	10,000	10,000	0	0.0
Payments for Municipal Services	18,584,200	18,584,200	0	-18,584,200	-50.0
Property Tax Credits					
Homestead Tax Credit	\$47,300,000	\$42,200,000	\$37,700,000	-\$14,700,000	-15.5%
Veterans and Surviving Spouses Property Tax Credit	50,000,000	54,600,000	59,700,000	14,300,000	14.3
Pre-2010 Farmland Preservation Credit	290,000	240,000	190,000	-150,000	-25.9
Farmland Preservation Credit	16,500,000	15,900,000	15,700,000	-1,400,000	-4.2
School Levy Tax Credit	940,000,000	1,195,000,000	1,275,000,000	590,000,000	31.4
First Dollar Credit	148,500,000	148,228,000	148,228,000	-544,000	-0.2
Other Credits					
Claim of Right Credit	\$150,000	\$122,000	\$122,000	-\$56,000	-18.7%
Jobs Tax Credit	1,000,000	1,000,000	600,000	-400,000	-20.0
Business Development Credit	11,700,000	15,700,000	16,500,000	8,800,000	37.6
Enterprise Zone Jobs Credit	77,500,000	54,100,000	36,025,000	-64,875,000	-41.9
EITM Zone Credit	8,570,700	8,325,000	6,332,000	-2,484,400	-14.5
Research Credit	21,000,000	21,300,000	25,000,000	4,300,000	10.2
Cigarette and Tobacco Products Tax Refunds	29,700,000	27,100,000	26,400,000	-5,900,000	-9.9
Earned Income Tax Credit	25,500,000	26,500,000	27,900,000	3,400,000	6.7
Forestry Mill Rate					
Forestry Mill Rate -- GPR Transfer to the Conservation Fund	<u>\$115,541,300</u>	<u>\$141,500,000</u>	<u>\$135,500,000</u>	<u>\$45,917,400</u>	19.9%
GPR Total	\$2,551,048,500	\$2,808,865,100	\$1,909,324,600	-\$383,907,300	-7.5%
Other Credits					
Earned Income Tax Credit; Temporary Assistance for Needy Families	<u>\$66,600,000</u>	<u>\$61,725,000</u>	<u>\$65,002,000</u>	<u>-\$6,473,000</u>	-4.9%
PR Total	\$66,600,000	\$61,725,000	\$65,002,000	-\$6,473,000	-4.9%
Direct Aid Payments					
Expenditure Restraint	\$0	\$0	\$58,145,700	\$58,145,700	100.0%
County and Municipal Aid	0	0	753,075,300	753,075,300	100.0
County and Municipal Aid, Police and Fire Protection Fund	34,424,800	34,424,800	0	-34,424,800	-50.0
Supplemental County and Municipal Aid	0	0	274,867,200	274,867,200	100.0
State Aid; Tax Exempt Property	0	0	98,047,100	98,047,100	100.0
State Aid; Personal Property Tax Exemption	0	0	75,620,900	75,620,900	100.0
State Aid; Repeal of Personal Property Taxes	0	0	173,800,000	173,800,000	100.0
State Aid; Video Service Provider Fee	0	0	10,008,200	10,008,200	100.0
Payments for Municipal Services	0	0	18,584,200	18,584,200	100.0
Innovation Fund	0	0	300,000,000	300,000,000	100.0
Innovation Planning Grants	0	0	3,000,000	3,000,000	100.0
Property Tax Credits					
Lottery and Gaming Credit	\$277,116,000	\$338,025,800	\$311,790,000	\$95,583,800	17.2%
Lottery and Gaming Credit; Late Applications	<u>665,600</u>	<u>850,000</u>	<u>850,000</u>	<u>368,800</u>	27.7
SEG Total	\$312,206,400	\$373,300,600	\$2,077,788,600	\$1,826,676,400	292.5%
TOTAL	\$2,929,854,900	\$3,243,890,700	\$4,052,115,200	\$1,436,296,100	24.5%

Budget Change Items

Direct Aid Payments

1. LOCAL GOVERNMENT FUND

GPR-Transfer	\$1,866,380,000
SEG-REV	\$1,866,380,000
SEG Lapse	5,958,800

Establish a segregated fund entitled the "Local Government Fund." In 2024-25, transfer 20% of state sales and use taxes, as outlined in the summary of general fund taxes under the biennial budget act, prepared by the Legislative Fiscal Bureau, to the local government fund. Estimate the amount of the transfer in that year at \$1,563.4 million. In addition, on July 1, 2024, make a one-time transfer in 2024-25 of \$303.0 million to the local government fund and exclude this transfer from the calculation of the annual amounts transferred beyond the 2023-25 biennium. Specify that \$300 million of this amount is credited to the innovation account of the fund on July 1, 2024.

In 2025-26, and each year thereafter, transfer from the general fund to the local government fund the sum of the following: (a) the amount transferred to the local government fund in the previous fiscal year, excluding the \$303 million amount transferred on July 1, 2024; and (b) the percentage change in the estimated amount of state sales and use tax revenues, as outlined in the summary of general fund taxes under the biennial budget act, for the previous fiscal year compared to the preceding fiscal year, multiplied by the amounts available for distribution in the previous fiscal year in the newly-created county and municipal aid and supplemental county and municipal aid accounts within the local government fund. Under these provisions, the annual transfer amount would increase by approximately \$23.9 million for a total transfer of \$1,587.3 million in 2025-26 to fund calendar year 2025 payments. Specify that 15% of the annual transfer amount would be transferred to the local government fund on the second Monday in July of each year, and the remaining 85% would be transferred on the second Monday in November of each year.

Convert the GPR funding for the following programs to instead be funded with SEG from the newly-created local government fund, beginning in 2024-25: (a) county and municipal aid; (b) expenditure restraint; (c) computer aid; (d) personal property aid, including aid on personal property exempted under 2017 Act 59; (e) video service provider fee aid; (f) payments for municipal services; (g) funding assistance program; and (h) law enforcement training program. In addition, specify that beginning in 2024-25, half of the funding for youth and family aids would be funded from the local government fund, and half would continue to be funded with GPR. Repeal the existing medical assistance supplement, that offsets a portion of county and municipal aid payments, and reestimate the GPR sum sufficient appropriation downward by \$2.0 million in 2024-25. The table below shows the reductions in GPR spending associated with converting existing GPR-funded programs to local government fund SEG in 2024-25, as well as the Medical Assistance GPR funding reduction.

GPR-Funding Reductions Associated with Creation of Local Government Fund

	<u>2024-25</u>
Existing GPR Programs	
Existing County and Municipal Aid	-\$707,684,200
Expenditure Restraint Program	-58,145,700
Computer Aid	-98,047,100
Existing Personal Property Aid	-75,620,900
Video Service Provider Fee Aid	-10,008,900
Payments for Municipal Services	-18,584,200
Funding Assistance Program	-2,200,000
Law Enforcement Training	-2,000,000
Youth and Family Aids	-46,652,900
Medical Assistance Supplement	<u>-2,000,000</u>
Total GPR Appropriation Reductions	-\$1,020,943,900

Specify that the following programs, created under Act 12, would be funded from the local government fund, beginning in 2024-25: (a) the programs to be converted to the local government fund, indicated earlier; (b) supplemental county and municipal aid; (c) personal property aid, associated with the full repeal of the personal property tax included in Act 12; (d) innovation grants; and (e) innovation planning grants. See later items for the fiscal effect of these appropriation conversions and creations.

In 2024-25, a total of \$1,866.4 million GPR will be transferred to the local government fund, as described above. The table below shows the new effect on the general fund of this transferred amount and the GPR funding reductions shown in the previous table.

Net Effect on the General Fund

GPR Transfer	\$1,866,380,000
GPR Program Funding Reductions	<u>-1,020,943,900</u>
Net Impact on General Fund	\$845,436,100

In addition, transfer \$8.0 million from the local government fund to the transportation fund on December 30, 2024, and on each December 30, thereafter. This provision would make the transportation fund whole for the reduction in taxes paid by railroads associated with the repeal of the personal property tax under Act 12 (see "Property Taxation -- Transfer to Transportation Fund").

Estimate lapses to the local government fund at \$5,958,800 in 2024-25 associated with the current law lapses under the existing county and municipal aid program.

The table below indicates the estimated transfers to the local government fund in 2024-25, as well as the balance of that fund.

Local Government Fund

Revenues

Transfer to Local Government Fund - 20% of 2024-25 State Sales and Use Taxes	\$1,563,380,000
Transfer to Local Government Fund - Innovation Account and Innovation Planning Grants Account	<u>303,000,000</u>
Total SEG Revenues	\$1,866,380,000

Expenditures

Total County and Municipal Aid	\$753,075,300
Expenditure Restraint Program	58,145,700
Computer Aid	98,047,100
Existing Personal Property Aid	75,620,900
Video Service Provider Fee Aid	10,008,900
Payments for Municipal Services	18,584,200
Funding Assistance Program	25,000,000
Law Enforcement Funding	8,800,000
Youth and Family Aids	46,652,900
Supplemental County and Municipal Aid	274,867,200
Innovation Grants	300,000,000
Full Personal Property Exemption Aid	173,800,000
Innovation Planning Grants	3,000,000
Transfer to Transportation Fund -- Railroad Personal Property	8,000,000
Current Law County and Municipal Aid Lapses*	<u>-5,958,800</u>
Total SEG Expenditures	\$1,847,642,700

Balance \$18,737,300

*Lapses are related to current law offsets to county and municipal aid associated primarily with the \$4.0 million from Milwaukee County for the Bucks Arena and for partial repayment of mass transit capital grants.

[Act 19 Sections: 39, 199 thru 202, 9101(4), 9406(1), 9419(2), 9427(2), and 9437(4)]

2. SUPPLEMENTAL COUNTY AND MUNICIPAL AID

SEG	\$274,867,200
-----	---------------

Provide \$274,867,200 SEG in 2024-25 from the supplemental county and municipal account of the local government fund to fund the supplemental county and municipal aid program created under 2023 Act 12 to be distributed according to the aid formulas created under that Act. Of this amount, \$68,000,000 would be distributed to counties and \$206,867,200 would be distributed to municipalities, as required by Act 12.

[Act 19 Section: 166, 205 thru 207, and 9437(4)]

3. INNOVATION GRANTS

SEG	\$300,000,000
-----	---------------

Provide \$300,000,000 in 2024-25 from the innovation account of the local government fund for the innovation grant program created under 2023 Act 12. Require the Department of Revenue (DOR) to certify the grants and the Department of Administration (DOA) to pay the amount of the grants. This funding would be available for distribution to local governments that meet the requirements specified in that Act for the consolidation or transfer of the following government services or duties: (a) public safety, including law enforcement; (b) fire protection; (c) emergency services; (d) courts; (e) jails; (f) training; (g) communications; (h) information technology; (i) administration, including staffing, payroll, and human resources; (j) public works; (k) economic development and tourism; (l) public health; (m) housing, planning, and zoning; and (n) parks and recreation. The consolidation or transfer of these services would be required to realize savings of at least 10% of the cost of providing the service or duty, in order to qualify for an innovation grant.

[Act 19 Sections: 167, 208, 354, and 9437(4)]

4. INNOVATION PLANNING GRANTS

SEG	\$3,000,000
-----	-------------

Provide \$3,000,000 in 2024-25 from the local government fund for the innovation planning grant program created under 2023 Act 12. Pursuant to the requirements of that Act, this funding would be available to for distribution to municipalities with populations below 5,000 to assist with staffing and consultant expenses relating to planning the consolidation or transfer of services or duties eligible for innovation grants (see previous item). Require DOR to certify the grants and DOA to pay the amount of the grants.

[Act 19 Sections: 168, 355, 356, and 9437(4)]

5. COUNTY AND MUNICIPAL AID PROGRAM REESTIMATE [LFB Paper 106]

GPR	-\$1,406,600
-----	--------------

Decrease funding by \$703,300 annually for the county and municipal aid program to fund the current law statutory distribution amount, as reduced to reflect estimated offsets associated with payments from certain municipalities that received Volkswagen settlement transit capital grants.

6. COUNTY AND MUNICIPAL AID PROGRAM -- ELIMINATE POLICE AND FIRE PROTECTION FUNDING OFFSET

SEG	-\$34,424,800
-----	---------------

In 2024-25, rename the police and fire protection fund, the 911 fund, as required by 2023 Act 12. Delete the current law county and municipal aid SEG appropriation estimated at \$34,424,800 in 2024-25, which offsets GPR funding for county and municipal aid payments (see also "Department of Military Affairs" for the use of 911 fund monies).

[Act 19 Sections: 165 and 9437(4)]

7. PUBLIC UTILITY AID -- SUM SUFFICIENT REESTIMATE [LFB Paper 106]

GPR	\$7,433,600
-----	-------------

Increase funding by \$1,032,900 in 2023-24 and \$6,400,700 in 2024-25 to the sum sufficient utility aid distribution account to reflect estimated payment amounts in the biennium. With these adjustments, base level funding of \$87,916,900 would increase to \$88,949,800 in 2023-24 and \$94,317,600 in 2024-25. The public utility aid distribution account is used to make aid payments to counties and municipalities containing light, heat, power, and electric public utility generation and transmission properties that are exempt from local property taxation.

8. UTILITY AID -- INCREASE EXISTING INCENTIVE AIDS

GPR	\$4,100,000
-----	-------------

Provide \$4,100,000 in 2024-25 associated with modifying existing incentive aid components of the utility aid formula. Increase the incentive aid payment from \$600 to \$900 per megawatt for production plants with at least one of the following characteristics: (a) the production plant was built on the site of or on a site adjacent to an existing or decommissioned production plant; (b) the production plant was built on a site purchased before January 1, 1980, that was identified in an advance plan as a proposed site for a production plant; or (c) on a brownfield or a site adjacent to a brownfield. In addition, increase the incentive aid payment from \$1,000 to \$1,500 per megawatt for production plants built after 2003 that generate at least one megawatt of power using alternative energy resources. This provision would first apply to the 2024 aid distribution, which is paid in 2024-25.

[Act 19 Sections: 357 and 358]

9. EXPENDITURE RESTRAINT PAYMENT PROGRAM [LFB Paper 106]

GPR	-\$2,232,000
-----	--------------

Reduce funding by \$1,166,000 annually in the appropriation for the expenditure restraint payment program. These decreases reflect the elimination of payments made to the Village of Maine and the City of Janesville, which ended with the payment made in 2022-23. With these adjustments, base level funding would decrease from the adjusted base level funding amount of \$59,311,700 to \$58,145,700 each year.

10. EXISTING EXEMPT PERSONAL PROPERTY AID REESTIMATE [LFB Paper 106]

GPR	\$180,000
-----	-----------

Increase funding by \$90,000 annually to reflect a reestimate of the current law exempt personal property aid payments to local governments for exempt personal property classified as non-manufacturing machinery, tools, and patterns. This reestimate reflects changes to the treatment of personal property aid payments provided to tax incremental financing (TIF) districts after the district closes, made by 2021 Act 61. That Act required those payments to be distributed among all overlying taxing jurisdictions in the year after the district closes, according to each jurisdiction's share of the TIF district's value. This aid payment was created to hold local taxing jurisdictions harmless for this property being made tax exempt in 2017. With this reestimate, base

level funding of \$75,530,900 would increase to \$75,620,900 in both years of the biennium (the amount in 2024-25 would be increased under a separate recommendation, shown below, to exempt additional items of personal property from taxation).

11. EXEMPTION OF PERSONAL PROPERTY FROM TAXATION -- ADDITIONAL EXEMPT PERSONAL PROPERTY AID PAYMENTS

SEG	\$173,800,000
-----	---------------

Beginning in 2024-25, provide \$173,800,000 from the local government fund for an aid payment to hold local taxing jurisdictions harmless following the repeal of remaining personal property from taxation included in 2023 Act 12. Require the Department of Revenue to certify the payment due to each taxing jurisdiction to the Department of Administration (DOA) and specify that DOA is to make the payments on or before the first Monday in May. Modify the current law levy limit adjustment for personal property aid to include the new personal property aid payments provided under this provision.

[Act 19 Sections: 160, 319, and 360]

12. CONVERT COUNTY AND MUNICIPAL AID APPROPRIATION TO SEG -- LOCAL GOVERNMENT FUND

GPR	- \$707,684,200
SEG	<u>753,075,300</u>
Total	\$45,391,100

Beginning in 2024-25, convert the GPR appropriation for providing existing county and municipal aid payments to a newly-created SEG appropriation funded from the county and municipal aid account of the local government fund, created under 2023 Wisconsin Act 12. Delete \$707,684,200 GPR and provide \$753,075,300 SEG in 2024-25 from the local government fund to make the aid payments in that year.

[Act 19 Sections: 158, 203, and 9437(4)]

13. CONVERT GPR COMPUTER AID APPROPRIATION TO SEG -- LOCAL GOVERNMENT FUND

GPR	- \$98,047,100
SEG	<u>98,047,100</u>
Total	\$0

Beginning in 2024-25, convert the GPR appropriation for providing computer aid payments to a newly-created SEG appropriation funded from the local government fund, created under 2023 Wisconsin Act 12.

[Act 19 Sections: 159 and 9437(4)]

14. CONVERT EXISTING GPR EXEMPT PERSONAL PROPERTY AID APPROPRIATION TO SEG -- LOCAL GOVERNMENT FUND

GPR	- \$75,620,900
SEG	<u>75,620,900</u>
Total	\$0

Beginning in 2024-25, convert the GPR appropriation for providing existing personal property aid payments to a newly-created SEG appropriation funded from the local government

fund, created under 2023 Wisconsin Act 12.

[Act 19 Sections: 161 and 9437(4)]

15. CONVERT GPR EXPENDITURE RESTRAINT PAYMENT PROGRAM APPROPRIATION TO SEG -- LOCAL GOVERNMENT FUND

GPR	-\$58,145,700
SEG	<u>58,145,700</u>
Total	\$0

Beginning in 2024-25, convert the GPR appropriation for providing expenditure restraint payments to a newly-created SEG appropriation funded from the expenditure restraint incentive program account local government fund, created under 2023 Wisconsin Act 12.

[Act 19 Sections: 157, 204, 359, and 9437(4)]

16. CONVERT GPR PAYMENTS FOR MUNICIPAL SERVICES PROGRAM APPROPRIATION TO SEG - LOCAL GOVERNMENT FUND

GPR	-\$18,584,200
SEG	<u>18,584,200</u>
Total	\$0

Beginning in 2024-25, convert the GPR appropriation for providing payments for municipal services to a newly-created SEG appropriation funded from the local government fund, created under 2023 Wisconsin Act 12.

[Act 19 Sections: 172, 324, 9401(2), and 9437(4)]

17. CONVERT GPR VIDEO SERVICE PROVIDER FEE AID APPROPRIATION TO SEG -- LOCAL GOVERNMENT FUND

GPR	-\$10,008,200
SEG	<u>10,008,200</u>
Total	\$0

Beginning in 2024-25, convert the GPR appropriation for providing video service provider fee aid payments to a newly-created SEG appropriation funded from the local government fund, created under 2023 Wisconsin Act 12.

[Act 19 Sections: 162 and 9437(4)]

18. SUPPLEMENTAL TRIBAL GAMING REVENUE APPROPRIATION -- LAC COURTE OREILLES FEDERAL COURT DECISION [LFB Paper 710]

Provide \$3,613,000 PR to the Joint Finance Committee's supplemental PR appropriation in 2023-24 for the Committee to release to make one-time aid payments to counties affected by the 2022 U.S. 7th Circuit Court of Appeals decision *Lac Courte Oreilles Band of Lake Superior Chippewa Indians of Wisconsin v. Evers*. The Court ruled in that case that the state of Wisconsin and its political subdivisions are prohibited under the 1854 Treaty of La Pointe from taxing all real property within the Bad River, Lac Courte Oreilles, Lac du Flambeau, and Red Cliff reservations if that property is owned by the tribe or one or more tribal members, regardless of whether the property had been previously owned by a non-tribal member. The funding provided under this

provision is intended to make counties whole for taxes that were levied but not collected on property that became exempt from taxation under the Court ruling. Following the decision of the Court, the affected counties may not recover those unpaid taxes through the usual process for the collection of delinquent taxes. The counties affected by this ruling are Ashland County, Bayfield County, Iron County, Sawyer County, and Vilas County. Separate legislation would be required in the 2023-24 legislative session to direct the Joint Committee on Finance to distribute the funds to a newly-created tribal gaming appropriation created by this provision. The fiscal effect of this item is shown under "Program Supplements."

Create an annual PR appropriation funded from tribal gaming revenue to provide an aid payment to the counties affected by the federal Circuit Court of Appeals decision. Any unencumbered balance in this PR appropriation as of June 30 of each year would lapse to the tribal gaming receipts appropriation account under DOA. Specify that the appropriation would sunset July 1, 2025.

[Act 19 Sections: 151 and 163]

Property Tax Credits

1. SCHOOL LEVY TAX CREDIT FUNDING INCREASE

GPR	\$590,000,000
-----	---------------

Provide an additional \$255,000,000 in 2023-24 and \$335,000,000 in 2024-25, and each year thereafter, for the school levy tax credit. Create a separate payment date to distribute this payment amount on the first Monday in May, rather than the fourth Monday in July, when existing school levy tax credits are paid. With these changes, total funding for the credit would increase to \$1,195,000,000 in 2023-24 and \$1,275,000,000 in 2024-25, and each year thereafter.

[Act 19 Sections: 361 thru 367]

2. FIRST DOLLAR CREDIT REESTIMATE [LFB Paper 106]

GPR	- \$544,000
-----	-------------

Decrease funding by \$272,000 annually to reflect the \$148,228,000 actual amount of 2022(23) credits to be paid in 2023-24 and the estimated credits to be paid for property tax year 2023(24) in 2024-25. The 2022(23) credits are to be distributed in July, 2023, based on the \$8,500 credit base established by the Department of Revenue in November, 2022, and an estimate of the eligible parcels on which the credit was claimed. The base funding level for the first dollar credit is \$150 million.

3. FARMLAND PRESERVATION CREDIT REESTIMATE

GPR	- \$1,550,000
-----	---------------

[LFB Paper 106]

Decrease funding by \$650,000 in 2023-24 and \$900,000 in 2024-25 to estimate the sum-sufficient appropriations for the farmland preservation tax credit, which applies to certain lands in farmland preservation zoning districts and under farmland preservation agreements. With these estimates, farmland preservation tax credits are estimated at \$16,140,000 in 2023-24 and \$15,890,000 in 2024-25. The cost of the credit for 2022-23 is estimated to be \$16,340,000.

4. LOTTERY AND GAMING CREDIT REESTIMATE [LFB

SEG	\$95,583,800
-----	--------------

Paper 675]

Increase funding for the lottery and gaming credit by \$60,909,800 in 2023-24 and \$34,674,000 in 2024-25, associated with the following changes in funding available for the credit from the lottery fund: (a) an increase of \$45,091,200 in 2023-24 and \$18,895,300 in 2024-25, to reflect reestimates of lottery sales and interest earnings in 2022-23 and the 2023-25 biennium; (b) an increase of \$15,849,800 annually to reflect additional GPR funding for lottery retailer compensation and vendor fee expenditures, which results in a corresponding decrease in lottery fund expenditures for these purposes; (c) a decrease of \$125,200 in 2023-24 and \$165,100 in 2024-25, to reflect funding for additional staff positions (see "Department of Revenue -- Lottery Administration"); and (d) an increase of \$94,000 annually to reflect standard budget adjustments for turnover reduction. With these increases, funding for the credit would equal an estimated \$338,025,800 in 2023-24 and \$311,790,000 in 2024-25.

5. LOTTERY AND GAMING CREDIT; LATE APPLICATIONS

SEG	\$368,800
-----	-----------

[LFB Paper 106]

Increase funding by \$184,400 in each year to the sum sufficient appropriation to reflect estimated lottery and gaming credits to be paid to persons who apply for the credit after tax bills have been issued. With these adjustments, estimated total funding would increase from an adjusted base level of \$665,600 to \$850,000 annually.

Property Taxation

1. **TRANSFER TO TRANSPORTATION FUND -- RAILROAD PERSONAL PROPERTY TAX EXEMPTION**

SEG-Transfer	\$8,000,000
--------------	-------------

Make an \$8.0 million transfer in 2024-25 from the newly-created local government fund to the transportation fund associated with the Act 12 repeal of personal property taxes on railroad property. Prior to the repeal of these taxes on railroad personal property, revenues from the taxes were deposited to the transportation fund. [See "Transportation -- Transportation Finance."]

[Act 19 Section: 37]

2. **CRANBERRY RESEARCH STATION PROPERTY TAX EXEMPTION**

Provide a property tax exemption for all property that is used primarily for research and educational activities associated with commercial cranberry production. Specify that the property must be owned or leased by a nonprofit organization that is exempt from income taxation under federal section 501(c)(3) of the Internal Revenue Code. This provision would first apply to the property tax assessments as of January 1, 2023, for the 2023(24) property tax year.

This exemption would apply to the Wisconsin Cranberry Research Station, owned by the Wisconsin Cranberry Research and Education Foundation and located in the Town of Manchester in Jackson County. The exemption would result in the tax currently levied on this property being shifted to other properties within the taxing jurisdictions in which the Research Station is located.

[Act 19 Sections: 321 and 9337(1)]

Forestry Mill Rate

1. **FORESTRY MILL RATE -- GPR TRANSFER TO THE CONSERVATION FUND CURRENT LAW REESTIMATE**

GPR	\$47,517,400
-----	--------------

[LFB Paper 106]

Increase funding by \$25,958,700 in 2023-24 and \$21,558,700 in 2024-25 for the annual transfer to the conservation fund from the sum sufficient appropriation to reflect projected changes in statewide equalized values. Funds equal to the amount calculated by multiplying the value of all taxable property in the state, as determined by DOR, by a rate of 0.1697 mills (0.01697%) are transferred from the general fund to the conservation fund annually. This transfer occurs due to the repeal of the state forestry mill tax as of property taxes levied in 2017, payable in 2018. With these adjustments, base level funding of \$115,541,300 would increase to \$141,500,000 in 2023-24 and \$137,100,000 in 2024-25. [See "Natural Resources -- Forestry and Parks."]

**2. GPR TRANSFER TO THE CONSERVATION FUND --
IMPACT OF THE EXEMPTION PERSONAL PROPERTY
FROM TAXATION**

GPR	- \$1,600,000
-----	---------------

Reduce the amount of the annual transfer (under the forestry mill rate) to the conservation fund by \$1,600,000 in 2024-25 to reflect statewide decreases in taxable equalized values associated with the exemption of personal property from taxation enacted under 2023 Wisconsin Act 12, which would decrease statewide equalized values by approximately \$9.4 billion in 2024-25. Under this recommendation, the total transfer to the conservation fund, as reestimated, would equal \$135,500,000 in 2024-25, for a net increase to base of \$45,917,400 in the biennium. [See "Natural Resources -- Forestry and Parks."]

Local Revenue Options

1. CITY OF MILWAUKEE MUNICIPAL TAXES APPROPRIATION

Create a program revenue appropriation under shared revenue and tax relief for all monies received from municipal sales and use taxes that may be adopted by ordinance by a first class city (the City of Milwaukee), net the 1.75% of the taxes retained by DOR for administration of the taxes. 2023 Wisconsin Act 12, authorizes the City of Milwaukee to impose a two percent sales and use tax, subject to certain conditions, including the approval of a supermajority of the Milwaukee Common Council. Specify that the distribution of taxes, as required under Act 12, be funded from this newly-created appropriation. Act 12 requires DOR to distribute 98.25% of the municipal taxes reported for the enacting municipality, minus the municipal portion of the retailers' discounts, to the municipality. [See "Revenue -- Tax Administration."]

[Act 19 Sections: 171 and 353]

Other Credits

Descriptions of budget provisions related to the homestead tax credit, earned income tax credit, enterprise zone tax credits, veterans property tax credit, other tax credits, and cigarette and tobacco products tax refunds are provided under "General Fund Taxes -- Refundable Tax Credits and Other Payments."

STATE FAIR PARK

Budget Summary						FTE Position Summary				
Fund	2022-23	Act 19		2023-25 Change Over		2022-23	Act 19		2024-25	
	Adjusted Base	2023-24	2024-25	Base Year Doubled	Amount		%	2023-24	2024-25	Number
GPR	\$1,660,300	\$1,465,900	\$2,146,400	\$291,700	8.8%	0.00	0.00	0.00	0.00	N.A.
PR	<u>21,096,000</u>	<u>20,563,900</u>	<u>20,470,700</u>	<u>- 1,157,400</u>	- 2.7	<u>47.00</u>	<u>47.00</u>	<u>47.00</u>	<u>0.00</u>	0.0%
TOTAL	\$22,756,300	\$22,029,800	\$22,617,100	- \$865,700	- 1.9%	47.00	47.00	47.00	0.00	0.0%

Budget Change Items

1. STANDARD BUDGET ADJUSTMENTS [LFB Paper 105]

PR	\$399,200
----	-----------

Provide adjustments to the agency base budget for the following: (a) overtime (\$189,000 each year); and (b) full funding of continuing position salaries and fringe benefits (\$10,600 each year).

Additionally, the State Fair Park base budget will be adjusted within 30 days of enactment of the budget bill to reflect 7.0 permanent positions approved in November of 2022 by the Joint Committee on Finance under a passive review. The Committee approved permanent positions for several roles previously staffed by multiple appointments of limited-term employees; affected positions include a deputy police chief and several managers for events, admissions, vendor services, and other Park facilities. Although these positions are not included in the agency base established for the bill, s. 16.517 of the statutes specifies a process by which such positions will be incorporated into the agency base immediately after enactment of the biennial budget. With these positions, the State Fair Park is authorized 54.0 positions.

2. DEBT SERVICE REESTIMATES [LFB Paper 106]

GPR	\$291,700
PR	<u>- 1,556,600</u>
Total	- \$1,264,900

Reestimate principal and interest payments on general obligation bonds issued for State Fair Park facilities by -\$194,400 GPR in 2023-24 and by \$486,100 GPR in 2024-25. Further, reestimate PR-supported principal and interest payments by -\$731,700 in 2023-24 and by -\$824,900 in 2024-25.

GPR debt service is associated with bonds issued to fund primarily agricultural and other exhibition facilities at State Fair Park, as well as various land acquisitions, certain infrastructure projects, and the Tommy G. Thompson Youth Center. Total GPR debt service payments for State Fair Park are budgeted at \$1.5 million in 2023-24 and \$2.1 million in 2024-25. State Fair Park's

PR-supported debt service is primarily associated with the Milwaukee Mile racetrack and grandstand, the Wisconsin Exposition Center, and other general facilities improvements. PR-supported debt service is budgeted at \$1.2 million in 2023-24 and \$1.1 million in 2024-25.

STATE TREASURER

Budget Summary						FTE Position Summary					
Fund	2022-23	<u>Act 19</u>		2023-25 Change Over		2022-23	<u>Act 19</u>		2024-25		
	Adjusted Base	2023-24	2024-25	Base Year Doubled	Amount		%	2023-24	2024-25	Number	%
PR	\$130,300	\$127,800	\$127,800	-	\$5,000	- 1.9%	1.00	1.00	1.00	0.00	0.0%

Budget Change Item

1. STANDARD BUDGET ADJUSTMENTS [LFB Paper 105]

PR	- \$5,000
----	-----------

Provide adjustments to the base totaling -\$2,500 annually for full funding of continuing positions salaries and fringe benefits.

SUPREME COURT

Budget Summary						FTE Position Summary				
Fund	2022-23 Adjusted Base	Act 19		2023-25 Change Over Base Year Doubled		2022-23	Act 19		2024-25 Over 2022-23	
		2023-24	2024-25	Amount	%		2023-24	2024-25	Number	%
GPR	\$18,231,100	\$19,292,800	\$19,565,300	\$2,395,900	6.6%	115.50	115.50	115.50	0.00	0.0%
FED	1,007,100	1,031,100	1,031,600	48,500	2.4	5.00	5.00	5.00	0.00	0.0
PR	14,776,100	15,568,100	15,476,600	1,492,500	5.1	110.75	111.00	111.00	0.25	0.2
SEG	<u>602,700</u>	<u>329,800</u>	<u>330,100</u>	<u>- 545,500</u>	- 45.3	<u>1.60</u>	<u>1.60</u>	<u>1.60</u>	<u>0.00</u>	0.0
TOTAL	\$34,617,000	\$36,221,800	\$36,403,600	\$3,391,400	4.9%	232.85	233.10	233.10	0.25	0.1%

Budget Change Items

1. STANDARD BUDGET ADJUSTMENTS [LFB Paper 105]

GPR	-\$248,300
FED	48,500
PR	1,203,200
SEG	<u>- 7,100</u>
Total	\$996,300

Provide \$482,900 in 2023-24 and \$513,400 in 2024-25 associated with: (a) full finding of continuing position salary and fringe benefits (\$12,400 GPR, -\$2,300 FED, \$558,600 PR, and -\$900 SEG annually); and (b) full funding of lease and directed move costs (-\$142,800 GPR, \$26,300 FED, \$34,400 PR, and -\$2,800 SEG in 2023-24 and -\$130,300 GPR, \$26,800 FED, \$51,600 PR, and -\$2,500 SEG in 2024-25).

2. CYBERSECURITY PROGRAM FUNDING [LFB Paper 745]

GPR	\$2,644,200
-----	-------------

Provide \$1,192,100 in 2023-24 and \$1,452,100 in 2024-25 for high-priority new and on-going cybersecurity initiatives and related maintenance.

3. SUPPORT FOR NEW CIRCUIT COURT BRANCHES

PR	\$165,800
----	-----------

Provide an increase in expenditure authority of \$139,100 in 2023-24 and \$26,700 in 2024-25 in the continuing court information systems appropriation to support the additional circuit court branches created in 2019 Act 184. Base funding for the appropriation is \$9,518,800.

Under 2019 Act 184, 12 circuit court branches will be added over a three-year period (four judges each in 2021, 2022, and 2023), at the discretion of the Director of State Courts. The last four judicial circuit court branches will begin operation on August 1, 2023, in Clark, Manitowoc, Sawyer, and Wood counties. [See "Circuit Courts."]

4. PROGRAM AND SEGREGATED REVENUE EXPENDITURE ESTIMATES

PR	\$97,200
SEG	<u>- 538,400</u>
Total	- \$441,200

Provide \$48,600 PR and -\$269,200 SEG annually in funding estimates for the board of bar examiners appropriation (\$48,600 PR annually), and the mediation fund appropriation (-\$269,200 SEG annually) to reflect anticipated expenditure levels in the 2023-25 biennium.

5. CENTRAL SERVICES SUPPORT

	Funding	Positions
PR	\$26,300	0.25

Provide an increase in expenditure and position authority of \$11,300 in 2023-24, \$15,000 in 2024-25, and 0.25 position annually in the continuing central services appropriation to provide central administrative support for the court system. The appropriation is funded by the transfer of chargebacks to the programs administered by the courts and supported by the positions. Base funding for the appropriation is \$255,500 with 2.5 positions.

TOURISM

Budget Summary						FTE Position Summary				
Fund	2022-23 Adjusted Base	Act 19		2023-25 Change Over Base Year Doubled		2022-23	Act 19		2024-25 Over 2022-23	
		2023-24	2024-25	Amount	%		2023-24	2024-25	Number	%
GPR	\$6,487,000	\$40,563,800	\$8,468,900	\$36,058,700	277.9%	32.00	33.00	33.00	1.00	3.1%
FED	780,900	781,000	781,000	200	0.0	1.00	1.00	1.00	0.00	0.0
PR	9,416,300	9,271,100	9,271,100	- 290,400	- 1.5	1.00	0.00	0.00	- 1.00	- 100.0
SEG	<u>1,603,500</u>	<u>1,603,500</u>	<u>1,603,500</u>	<u>0</u>	<u>0.0</u>	<u>0.00</u>	<u>0.00</u>	<u>0.00</u>	<u>0.00</u>	N.A.
TOTAL	\$18,287,700	\$52,219,400	\$20,124,500	\$35,768,500	97.8%	34.00	34.00	34.00	0.00	0.0%

Budget Change Items

1. STANDARD BUDGET ADJUSTMENTS [LFB Paper 105]

	Funding	Positions
GPR	\$565,600	- 3.00
FED	200	0.00
PR	<u>9,200</u>	<u>0.00</u>
Total	\$575,000	- 3.00

Provide adjustments to the agency base budget for the following: (a) full funding of continuing position salaries and fringe benefits (\$304,000 GPR, \$4,600 PR, and \$100 FED annually); (b) reclassifications and semiautomatic pay progression (\$17,200 GPR annually); (c) full funding of lease and directed moves costs (-\$38,400 GPR annually); and (d) removal of non-continuing elements from the base (-3.00 GPR positions annually).

2. MARKETING AND ADVERTISING FUNDS [LFB Paper 750]

GPR	\$31,000,000
-----	--------------

Create a continuing appropriation with \$20,000,000 GPR in 2023-24 in one-time funding for Tourism's marketing activities. Additionally, provide \$10,000,000 in 2023-24 and \$1,000,000 in 2024-25 to Tourism's biennial GPR marketing appropriation.

The following table shows base-level Tourism marketing funding and the amounts appropriated in the 2023-25 biennium. In 2023-24, \$20,000,000 provided under a new, continuing appropriation is available until exhausted. The other amounts (\$37,579,000) are allocated under Tourism's biennial marketing appropriations, meaning that they are available in either of the two years of the 2023-25 biennium. Base funding for Tourism's marketing appropriations is increased to \$14,289,500 under Act 19.

[Act 19 Section: 83]

Tourism Marketing Appropriations

<u>Fund Source</u>	<u>Base</u>	<u>2023-24</u>	<u>2024-25</u>
GPR	\$2,571,000	\$32,571,000	\$3,571,000
Tribal PR	9,127,100	9,127,100	9,127,100
Transportation SEG	<u>1,591,400</u>	<u>1,591,400</u>	<u>1,591,400</u>
 Total	 \$13,289,500	 \$43,289,500	 \$14,289,500

3. OPPORTUNITY ATTRACTION AND PROMOTION FUND [LFB Paper 751]

Create an Opportunity Attraction and Promotion Fund, supported by a new, continuing appropriation under the Wisconsin Economic Development Corporation, for attracting opportunities and events to the state. Provide \$10,000,000 GPR in 2023-24 in the Joint Committee on Finance supplemental appropriation. [See "Program Supplements" and "Wisconsin Economic Development Corporation."]

[Act 19 Section: 60]

4. OFFICE OF MARKETING SERVICES [LFB Paper 752]

Repeal the Office of Marketing Services. Transfer its 1.0 incumbent and \$149,800 annually from PR to Tourism's GPR general operations appropriation.

	Funding	Positions
GPR	\$299,600	1.00
PR	<u>-299,600</u>	<u>-1.00</u>
Total	\$0	0.00

Tourism operated the Office of Marketing Services (OMS) beginning in the 2015-17 biennium to provide to state agencies services such as marketing plan development, publications and graphic design, and event management. Under the arrangement, Tourism assessed state agencies charges for marketing services sufficient to cover Tourism's cost in providing the services. Staffing and funding were reduced under 2019 Wisconsin Act 9 based on typical service levels and positions vacant at the time. In recent years, OMS was reported to remain underutilized.

[Act 19 Sections: 84 and 235]

5. OFFICE OF OUTDOOR RECREATION [LFB Paper 753]

	Funding	Positions
GPR	\$527,200	3.00

Provide one-time funds of \$237,000 in 2023-24 and \$290,200 in 2024-25 with 3.0 two-year project positions, notwithstanding s. 230.27(1) of the statutes regarding the term of project positions, for the Office of Outdoor Recreation.

Tourism operates the Office of Outdoor Recreation (OOR) to facilitate the promotion of Wisconsin's outdoor recreational opportunities and to connect businesses and other interests involved in outdoor recreation. The Office of Outdoor Recreation's mission is "to support and uplift the state's outdoor recreation industry for the economic health and overall wellbeing of the

state and its residents." 2019 Act 9 created OOR and provided Tourism with 3.0 GPR two-year project positions and associated funding in the 2019-21 biennium. 2021 Act 58 reauthorized funding and positions for two more years, and 2023 Act 19 reauthorizes the Office and positions through June 30, 2025.

[Act 19 Section: 9143(1)]

6. ARTS BOARD FUND MATCHING [LFB Paper 754]

GPR	\$666,300
-----	-----------

Provide \$407,200 GPR in 2023-24, including \$148,100 to match grants from the National Endowment for the Arts (NEA) expiring September 30, 2023, and \$259,100 to match federal grant awards through September 30, 2024. Provide \$259,100 GPR in 2024-25 as an ongoing base increase for state aid for the arts.

The Wisconsin Arts Board, budgeted in the Department of Tourism, administers several grant programs in which it distributes state and federal funds to Wisconsin arts organizations. State funding is supported by GPR and PR tribal gaming receipts. Federal (FED) funding is provided by the NEA. Base funding levels generally have intended to provide the minimum amounts necessary to match federal funding provided by NEA, which requires an equal state match on its grant awards. NEA awards totaled \$887,100 for 2021-22, \$954,500 for 2022-23, and \$1,078,000 for 2023-24. In 2024-25, the Arts Board is budgeted state funding of \$1,053,100 GPR and \$44,900 PR, and authorized positions include 3.0 GPR and 1.0 FED.

7. GRANT TO DISCOVER GREEN BAY

GPR	\$2,000,000
-----	-------------

Provide \$2,000,000 in 2023-24 under Tourism's biennial marketing appropriation for a grant to Discover Green Bay (Experience Greater Green Bay Corporation).

[Act 19 Section: 9143(2)]

8. GRANT TO VISIT MILWAUKEE

GPR	\$1,000,000
-----	-------------

Provide \$1,000,000 in 2023-24 under Tourism's biennial marketing appropriation for a grant to Visit Milwaukee (Greater Milwaukee Convention and Visitors Bureau). The grant to Visit Milwaukee may be awarded at any time during the 2023-25 biennium.

[Act 19 Section: 9143(3)]

TRANSPORTATION

Budget Summary						FTE Position Summary				
Fund	2022-23	Act 19		2023-25 Change Over		2022-23	Act 19		2024-25	
	Adjusted Base	2023-24	2024-25	Base Year Doubled	Amount		%	2023-24	2024-25	Number
GPR	\$87,559,900	\$205,573,100	\$193,179,900	\$223,633,200	127.7%	0.00	0.00	0.00	0.00	N.A.
FED	922,538,800	1,078,104,700	1,095,045,100	328,072,200	17.8	874.32	877.32	877.32	3.00	0.3%
PR	11,228,400	11,407,300	11,407,300	357,800	1.6	18.00	18.00	18.00	0.00	0.0
SEG	2,053,720,400	2,672,737,900	2,034,282,700	599,579,800	14.6	2,390.09	2,393.59	2,393.59	3.50	0.1
SEG-L	115,325,600	123,706,600	123,706,600	16,762,000	7.3	0.00	0.00	0.00	0.00	N.A.
SEG-S	<u>112,778,200</u>	<u>42,058,900</u>	<u>42,058,900</u>	<u>- 141,438,600</u>	<u>- 62.7</u>	<u>5.00</u>	<u>5.00</u>	<u>5.00</u>	<u>0.00</u>	<u>0.0</u>
TOTAL	\$3,303,151,300	\$4,133,588,500	\$3,499,680,500	\$1,026,966,400	15.5%	3,287.41	3,293.91	3,293.91	6.50	0.2%
BR		\$352,800,000								

Budget Change Items

Transportation Finance

1. FUND CONDITION STATEMENT

The following table shows the estimated 2023-25 transportation fund condition statement under Act 19. Revenues reflect reestimates of collections under existing taxes, fees, and transfers as well as changes under the Act.

The "Current Law General Fund Transfer" amount reflects the annual statutory transfer made from the general fund to the transportation fund. The amount is an estimate of the current law transfer of 0.25% of general fund taxes based on estimated tax revenues under as shown in the general fund summary schedule of the Act, which includes actions on general fund taxes under the Act. Additional transfers from the general fund created under Act 19 are also shown as transfers to the fund (see next two items). Department of Transportation (DOT) appropriations represent the bulk of the appropriations from the transportation fund. However, appropriations are also made for the following purposes, which are shown in the table, in total, as "Other Agency Appropriations": (a) to the Department of Revenue for the administration of the motor fuel tax, the air carrier and railroad property taxes, and the rental vehicle fee; (b) to the conservation fund to reflect estimated motor fuel taxes paid by users of motorboats, snowmobiles, all-terrain vehicles, and utility-terrain vehicles; (c) railroad terminal tax distributions, which are payments made to local governments where railroad terminal property is located; and (d) payment of reissued checks related to DOT.

	<u>2023-24</u>	<u>2024-25</u>
Unappropriated Balance, July 1	\$92,489,600	\$16,169,800
Revenues		
Motor Fuel Tax	\$1,075,974,300	\$1,077,175,800
Registration and Title Fee Revenues		
Registration Revenues	715,224,300	717,364,400
Title Revenues	208,676,100	223,176,800
Miscellaneous Motor Vehicle Fees	30,390,600	30,576,200
Less Revenue Bond Debt Service	-200,858,400	-194,894,700
Petroleum Inspection Fee One-Cent Deposit	38,690,200	38,733,400
Driver's License Fees	38,601,500	38,536,400
Aeronautical Fees and Taxes	6,616,200	7,377,100
Railroad Property Taxes	34,347,200	30,307,300
Miscellaneous Departmental Revenues	14,236,200	13,859,000
Investment Earnings	23,000,000	13,000,000
Transfers to the Fund		
Current Law General Fund Transfer	48,112,000	51,700,000
One-Time General Fund Transfer	555,523,900	0
Electric Vehicle Sales Tax Transfer	39,300,000	55,100,000
Petroleum Inspection Fund Unencumbered Balance	17,103,800	17,146,500
Petroleum Inspection Fund Ongoing Transfer	6,258,500	6,258,500
Railroad Personal Property Tax Transfer	<u>0</u>	<u>8,000,000</u>
 Total Annual Revenues	 \$2,651,196,400	 \$2,133,416,700
 Total Available	 \$2,743,686,000	 \$2,149,575,500
Appropriations and Reserves		
DOT Appropriations	\$2,672,292,900	\$2,033,837,700
Less Estimated Lapses	-3,000,000	-3,000,000
Compensation and Other Reserves	17,934,800	17,934,800
Joint Finance Supplemental Appropriation	12,500,000	6,000,000
Other Agency Appropriations	<u>27,799,500</u>	<u>28,191,500</u>
 Net Appropriations and Reserves	 \$2,727,527,200	 \$2,082,964,000
 Unappropriated Balance, June 30	 \$16,158,800	 \$66,611,500

2. ONE-TIME TRANSFER FROM GENERAL FUND TO TRANSPORTATION FUND

GPR Transfer	\$555,523,900
SEG-REV	555,523,900

Provide a one-time transfer from the general fund to the transportation fund of \$555,523,900 in 2023-24.

[Act 19 Section: 9244(1)]

3. ONGOING GENERAL FUND TRANSFER TO TRANSPORTATION FUND FOR ESTIMATED SALES TAX ON ELECTRIC VEHICLES [LFB Paper 761]

GPR Transfer	\$94,400,000
SEG-REV	94,400,000

Transfer \$39,300,000 in 2023-24 and \$55,100,000 in 2024-25 from the general fund to the transportation fund associated with the sales taxes on the sales of electric vehicles (EVs) in the state. Specify that, beginning on June 30, 2024, in each year there is transferred from the general fund to the transportation fund the amount shown for the transfer in the general fund summary schedule of the biennial budget act for EV sales tax.

[Act 19 Section: 38]

4. TRANSFER TO TRANSPORTATION FUND ASSOCIATED WITH THE REPEAL OF RAILROAD PERSONAL PROPERTY TAX

Decrease transportation fund revenues by \$8,000,000 in 2024-25 associated with the provision contained in 2023 Act 12 to repeal the state personal property tax on railroad property. Make a corresponding increase in revenues associated with the transfer of \$8,000,000 in 2024-25 from the newly-created local government fund to the transportation fund to compensate the transportation fund for estimated reduced railroad property tax revenues. Specify that on December 30, 2024, and each December 30 thereafter, the Secretary of Administration shall transfer \$8,000,000 from the local government fund to the transportation fund. [See "Shared Revenue and Tax Relief -- Property Taxation."]

Under current law, railroad companies are taxed on their personal and real property as public utilities under Chapter 76 of the statutes. Revenue from these taxes are deposited to the transportation fund. However, 2023 Act 12 included a provision that repealed the personal property tax for local tax purposes as well as state taxes on railroad personal property. The real property of railroad companies would continue to be taxed for state tax purposes with revenues from those taxes to be deposited to the transportation fund.

[Act 19 Section: 37]

5. USE OF REVENUES FROM OTHER FUNDS TO SUPPORT TRANSPORTATION PROGRAMS

Under current law, the transportation fund annually receives revenue from the general fund and the petroleum inspection fund (PIF) to support transportation programs. The current law general fund transfer is equal to 0.25% of projected general fund tax collections for each year, as included in the general fund summary condition statement under each enacted biennial budget. Two annual transfers are also made from the petroleum inspection fund: (a) an ongoing transfer of \$6,258,500; and (b) the transfer of the unencumbered balance of the petroleum inspection fund to the transportation fund, except for an amount equal to not less than 5% of the gross revenues of the petroleum inspection fund during the fiscal year in which the transfer is made. Under Act 19, there would be no change in law related to these two transfers from the petroleum inspection fund. The annual PIF unencumbered balance transfer is estimated at \$17,103,800 in 2023-24 and \$17,146,500 in 2024-25.

In addition, Act 19 creates three new transfers to the transportation fund in the 2023-25 biennium: (a) an ongoing transfer from the general fund of the estimated annual sales tax revenue from the sale of electric vehicles in the state, which would equal \$39.3 million in 2023-24 and \$55.1 million in 2024-25; (b) a one-time GPR transfer of \$555.5 million from the general fund in 2023-24; and (c) an ongoing transfer of \$8,000,000 annually from the newly-created local government fund to compensate the transportation fund for lost railroad personal property tax revenue. The following table compares the estimated current law amounts to be transferred from the general fund, PIF, and local government fund to the transportation fund in the 2021-23 and 2023-25 biennia, as well as the estimated amounts that would be transferred under the new general fund transfers under Act 19. Use of other funds under Act 19 are estimated to total \$804.5 million, compared to an amount of \$322.8 million in the 2021-23 biennium.

Use of Other Funds for Transportation Purposes

	<u>2021-23</u>	<u>2023-25</u>	<u>Biennial Change</u>	<u>% Change</u>
<i>General Fund</i>				
0.25% Transfer of General Fund Taxes	\$93,362,100	\$99,812,000	\$6,449,900	6.9%
Transfer of Est. Sales Tax from EVs	0	94,400,000*	94,400,000	N.A.
One-Time Transfers	<u>182,796,800</u>	<u>555,523,900*</u>	<u>372,727,100</u>	<u>203.9</u>
Subtotal	\$276,158,900	\$749,735,900	\$473,577,000	171.5%
<i>Petroleum Inspection Fund</i>				
Annual Transfer Unencumbered Balance	\$34,079,700	\$34,250,300	\$170,600	0.5%
Ongoing Appropriation Transfer	<u>12,517,000</u>	<u>12,517,000</u>	<u>0</u>	<u>0.0</u>
Subtotal	\$46,596,700	\$46,767,300	\$170,600	0.4%
<i>Local Government Fund</i>				
Railroad Personal Property Tax	\$0	\$8,000,000*	\$8,000,000	N.A.
Total	\$322,755,600	\$804,503,200	\$481,747,600	149.3%

* New transfers to the transportation fund enacted under Act 19.

Note: Excludes debt service amounts on general fund-supported bonds issued for transportation purposes, other GPR appropriations provided for specific transportation purposes, the direct deposit of one cent of the two cent petroleum inspection fee to the transportation fund, and the transfer from the local government fund associated with exempt railroad property.

6. ELECTRIC VEHICLE REGISTRATION FEE

SEG-REV	\$3,289,300
---------	-------------

Increase the current law annual registration fee for electric vehicles from \$100 to \$175, effective with application for registrations on October 1, 2023. Estimate additional registration fee revenues to the transportation fund from of \$1,180,600 SEG-REV in 2023-24 and \$2,108,700 SEG-REV in 2024-25. The \$175 is in addition to the \$85 registration fee currently required for all vehicles.

[Act 19 Sections: 459 and 9344(1)]

7. ALLOCATION OF FEDERAL HIGHWAY AID

Estimate federal highway formula aid at \$936,288,900 in 2023-24 and \$953,229,300 in 2024-25, which represents increases of \$112,347,600 in 2023-24 and \$129,228,000 in 2024-25 relative to the 2022-23 appropriation adjusted base. The increased federal highway formula aid in the 2023-25 biennium is due to passage of the Infrastructure Investment and Jobs Act (IIJA) in November, 2021, which authorized higher baseline funding levels for federal highway formula aid than the prior federal reauthorization act. The actual amount of the state's federal highway aid in 2023-25 will be determined on an annual basis under federal transportation appropriation acts of Congress. The estimate reflects uncertainty regarding the amount of federal transportation aid that will be appropriated by the federal government and available to the state in the biennium.

The following table shows the change to the appropriation base under Act 19 and the resulting distribution of federal highway formula aid. As shown in the table, Act 19 would provide the largest increases in federal highway formula aid for the state highway rehabilitation program, the local bridge improvement assistance program, and the southeast Wisconsin freeway megaprojects programs, while decreasing the amount of federal funds allocated for departmental management and operations.

<u>Appropriation</u>	<u>Base</u>	<u>Change to Base</u>		<u>Act 19</u>	
		<u>2023-24</u>	<u>2024-25</u>	<u>2023-24</u>	<u>2024-25</u>
State Highway Rehabilitation	\$485,856,300	\$53,288,200	\$50,757,500	\$539,144,500	\$536,613,800
Major Highway Development	184,848,900	5,178,600	6,963,300	190,027,500	191,812,200
Local Transportation Facility Improvement Assistance	72,331,300	222,300	222,300	72,553,600	72,553,600
Local Bridge Improvement	24,523,900	35,119,900	35,119,900	59,643,800	59,643,800
Departmental Mgmt. and Ops.	15,659,200	-5,698,600	-5,698,600	9,960,600	9,960,600
Southeast Freeway Megaprojects	14,366,000	17,207,300	34,893,700	31,573,300	49,259,700
Congestion Mitigation/Air Quality Improvement	10,719,000	0	0	10,719,000	10,719,000
Transportation Alternatives	7,049,300	0	0	7,049,300	7,049,300
Administration and Planning	3,982,400	401,500	401,500	4,383,900	4,383,900
Railroad Crossing Improvements	3,291,800	0	0	3,291,800	3,291,800
Highway System Mgmt. and Ops.	<u>1,313,200</u>	<u>6,628,400</u>	<u>6,628,400</u>	<u>7,941,600</u>	<u>7,941,600</u>
Total	\$823,941,300	\$112,347,600	\$129,288,000	\$936,288,900	\$953,229,300

8. TRANSPORTATION-RELATED BOND SUMMARY

The following table summarizes the biennial usage of bonds for transportation projects in the 2021-23 biennium, and in 2023-25 under Act 19, by type of bond and program. The only authorization of new bonding under Act 19 is \$352.8 million in transportation fund-supported, general obligation bonds for the major interstate bridge program, to be used for construction of the John A. Blatnik Bridge in Superior. While Act 19 would not authorize additional bonds for DOT administrative facilities, it allows DOT to utilize \$18.5 million in existing transportation revenue bond premium proceeds for these projects, as enumerated in the 2023-25 State Building Program (see also "Departmentwide").

	<u>2021-23</u>	<u>Act 19 2023-25</u>
Transportation Fund-Supported, General Obligation Bonds		
Southeast Wisconsin Freeway Megaprojects	\$40,000,000	\$0
Southern Bridge	0	0
Major Interstate Bridge Program	0	\$352,800,000
Freight Rail Preservation	20,000,000	0
Harbor Assistance	15,300,000	0
Design-Build Projects	<u>20,000,000</u>	<u>0</u>
Subtotal	\$95,300,000	\$352,800,000
Transportation Revenue Bonds		
Major Highway Development	\$128,258,200*	\$0
Administrative Facilities	<u>0*</u>	<u>0**</u>
Subtotal	\$128,258,200	\$0
 Total	 \$223,558,200	 \$352,800,000

*2021 Act 58 allocated \$20,765,000 in existing revenue bond proceeds for the major highway development program and \$13,000,000 in existing revenue bond proceeds for DOT administrative facilities in 2021-23.

**Act 19 allocates \$18.5 million in existing transportation revenue bond proceeds for DOT administrative facilities in 2023-25.

[Act 19 Sections: 181 and 9144(9)]

9. TRANSPORTATION REVENUE BOND DEBT SERVICE REESTIMATE [LFB Paper 760] SEG-REV \$6,572,300

Increase estimated transportation fund revenue by \$304,300 in 2023-24 and \$6,268,000 in 2024-25 to reflect changes in the amount of vehicle registration and other pledged revenue needed to pay principal and interest on existing transportation revenue bonds for the major highway development program and DOT administrative facilities. Act 19 does not authorize additional bonds for these programs in the 2023-25 biennium. Total transportation revenue bond debt service in 2022-23 is estimated at \$201,162,700, an amount that is projected to decrease to an estimated \$200,858,400 in 2023-24 and \$194,894,700 in 2024-25.

10. TRANSPORTATION FUND-SUPPORTED, GENERAL OBLIGATION BOND DEBT SERVICE REESTIMATE -- SOUTHEAST WISCONSIN FREEWAY MEGAPROJECTS AND HIGH-COST BRIDGE PROJECTS [LFB Papers 106 and 787] SEG - \$8,264,900

Decrease funding by \$6,402,400 in 2023-24 and \$1,862,500 in 2024-25 to fund the estimated transportation fund-supported, general obligation bond debt service associated with bonds authorized for southeast Wisconsin freeway reconstruction and high-cost bridge projects. Act 19 did not authorize additional bonds for these programs in the 2023-25 biennium. Base funding for these appropriations is \$90,814,900, and would decrease to \$84,412,500 in 2023-24 and \$88,952,400 in 2024-25 under this reestimate.

11. EXISTING TRANSPORTATION FUND-SUPPORTED, GENERAL OBLIGATION BOND DEBT SERVICE REESTIMATE -- CONTINGENT HIGHWAY BONDS [LFB Paper 106] SEG - \$918,300

Decrease funding by \$446,400 in 2023-24 and \$471,900 in 2024-25 to fund the estimated transportation fund-supported, general obligation bond debt service associated with existing bonds authorized for state highway rehabilitation and major highway development projects. Act 19 did not authorize additional bonds for these programs in the 2023-25 biennium. Base funding for this appropriation is \$12,129,200, and would decrease to \$11,682,800 in 2023-24 and \$11,657,300 in 2024-25 under this reestimate.

12. TRANSPORTATION FUND-SUPPORTED, GENERAL OBLIGATION BOND DEBT SERVICE REESTIMATE -- OTHER PROJECTS [LFB Papers 106, 772 and 773] SEG \$3,014,400

Decrease funding by \$721,000 in 2023-24 and increase funding by \$3,735,400 in 2024-25 to fund the estimated transportation fund-supported, general obligation bond debt service on existing bonds issued for state highway rehabilitation, major highway development, major interstate bridge, freight rail preservation, harbor improvement projects, and Department facilities. While Act 19 authorized \$352.8 million in bonding authority for the major interstate bridge program, the Act does not anticipate the issuance of any new bonds in the biennium. Combined base funding for these appropriations is \$56,898,200, and would decrease to \$56,177,200 in 2023-24 and increase to \$60,633,600 in 2024-25 under this reestimate.

13. EXISTING GENERAL FUND-SUPPORTED, GENERAL OBLIGATION BOND DEBT SERVICE REESTIMATE [LFB Paper 106] GPR - \$7,444,000

Increase funding by \$2,147,400 in 2023-24 and decrease funding by \$9,591,400 in 2024-25 to fund the reestimated debt service associated with existing general fund-supported, general obligation bonds authorized for state highway projects in previous biennia. No new general fund-supported, general obligation bonds would be authorized in the 2023-25 biennium under Act 19. Base funding for this appropriation is \$87,559,900 and would increase to \$89,707,300 in 2023-24 and decrease to \$77,968,500 in 2024-25.

14. TRANSPORTATION-RELATED DEBT SERVICE SUMMARY

This item summarizes the transportation fund-supported and general fund-supported debt service on transportation-related bonds under current law and Act 19.

Transportation Fund-Supported. Estimated transportation fund-supported debt service on previously authorized bonds would total \$353,130,900 in 2023-24 and \$356,138,000 in 2024-25. Reestimates of existing transportation fund-supported debt service on bonds issued for transportation purposes are shown in separate entries. The following table provides information on the estimates of transportation fund-supported debt service levels for each year of the 2021-23 biennium, as well for each year of the 2023-25 biennium under Act 19.

**Gross Transportation Fund Revenue
(Excluding Federal Aid, Bond Revenue, and Transfers from Other Funds)
and Transportation Fund-Supported Debt Service
(\$ in Millions)**

<u>Fiscal Year</u>	<u>Transportation Fund Debt Service</u>	<u>Gross Transportation Fund Revenue*</u>	<u>Debt Service as % of Revenue</u>
2021-22	\$358.4	\$2,159.2	16.6%
2022-23	351.8	2,150.7	16.4
2023-24	353.1	2,185.8	16.2
2024-25	356.1	2,198.1	16.2

*Revenue is shown before the payment of debt service on transportation revenue bonds, and does not contain transfers from other funds, including the new transfers from the general fund to the transportation fund that would be introduced under Act 19.

Note: Debt service and revenue amounts shown for 2021-22 are actual. The amounts for 2022-23 reflect estimates by the Administration in March, 2023, for transportation revenue bonds, and May, 2023, for general obligation bonds, and revenues estimated by DOT in May, 2023. Amounts for 2023-24 and 2024-25 are estimated and reflect existing debt service and debt service on bonds authorized under Act 19.

General Fund-Supported. General fund-supported debt is not included in the above calculation of transportation fund-supported debt service as a percentage of transportation revenue. The estimate of general fund-supported debt service on existing bonds issued for transportation purposes (\$89.7 million in 2023-24 and \$78.0 million in 2024-25) is shown in a separate item.

Local Transportation Aid

1. GENERAL TRANSPORTATION AIDS [LFB Paper 765]

SEG	\$31,429,400
-----	--------------

Provide the following related to the general transportation aids program:

County Aid. Increase funding by \$2,505,400 in 2023-24 and \$5,060,900 in 2024-25 to fund a 2.0% increase each year to the calendar year general transportation aid distribution for counties, and to fully fund the 2.0% calendar year 2023 increase provided in 2021 Act 58. Increase the calendar year distribution for counties to \$129,683,000 for 2024, and to \$132,276,700 for 2025, and thereafter.

Municipal Aid. Increase funding by \$7,901,700 in 2023-24 and \$15,961,400 in 2024-25 to fund a 2.0% increase each year to the calendar year general transportation aid distribution for municipalities, and to fully fund the 2.0% calendar year 2023 increase provided in 2021 Act 58. Increase the calendar year distribution for municipalities to \$406,976,700 for 2024, and to

\$415,116,200 for 2025, and thereafter. Retain the mileage aid rate at its current level of \$2,734 per mile.

Delete the statutory references to prior calendar year funding amounts for counties and municipalities.

[Act 19 Section: 377m]

2. MASS TRANSIT OPERATING ASSISTANCE [LFB Paper 766]

GPR	\$228,728,500
SEG	<u>- 225,904,600</u>
Total	\$2,823,900

Delete the statutory references to prior calendar year funding amounts for each tier of transit systems.

Reduce funding by \$112,952,300 SEG in each fiscal year of the 2023-25 biennium, to provide \$0 for each existing SEG appropriation in the Chapter 20 schedule of appropriations that is associated with each mass transit operating aid funding tier. Create five GPR annual appropriations for the purpose of funding each tier of mass transit operating aid, and provide total base funding of \$112,952,300 GPR in each fiscal year of the 2023-25 biennium, to reflect the base funding amounts previously provide to each tier of mass transit operating aid from the transportation fund. Modify current mass transit operating assistance program statutes to refer to the newly created GPR appropriations, instead of the existing SEG appropriations.

In addition, provide \$564,800 GPR in 2023-24 and \$2,259,100 GPR in 2024-25, to fund a 2.0% increase in mass transit operating aid to each tier of mass transit systems for calendar year 2024, and thereafter. Specify that the increase in funding would be distributed as follows: (a) \$327,400 in 2023-24 and \$1,309,600 in 2024-25 for Tier A-1 (Milwaukee County); (b) \$86,000 in 2023-24 and \$344,100 in 2024-25 for Tier A-2 (Madison); (c) \$124,900 in 2023-24 and \$499,500 in 2024-25 for Tier B transit systems (systems serving a population of 50,000 or more that are not in Tiers A-1 or A-2); and (d) \$26,500 in 2023-24 and \$105,900 in 2024-25 for Tier C transit systems (systems serving areas with population between 2,500 and 50,000).

Set the statutory calendar year distribution amounts as follows; (a) \$66,787,400 for 2024, and thereafter, for Tier A-1; (b) \$17,549,500 for 2024, and thereafter, for Tier A-2; (c) \$25,475,900 for 2024, and thereafter, for Tier B; (d) \$5,398,600 for 2024, and thereafter, for Tier C.

Specify that if DOT makes transit aid payments in fiscal year 2023-24 from the Department's existing SEG appropriations prior to the effective date of the bill, the Department of Administration (DOA) is required to make transfers in fiscal year 2023-24 from the newly created GPR appropriation accounts to the transportation fund, in an amount equal to the amounts paid by DOT in fiscal year 2023-24 prior to the effective date of the bill. DOA is required to make each transfer from the appropriation account that corresponds to the applicable transit tier for which DOT made payments.

[Act 19 Sections: 85 thru 89, 368 thru 375 and 9144(10)]

3. SENIORS AND INDIVIDUALS WITH DISABILITIES SPECIALIZED ASSISTANCE PROGRAM [LFB Paper 767]

SEG	\$223,000
-----	-----------

Provide \$111,500 annually for an 11.6% increase to funding for the seniors and individuals with disabilities specialized assistance program in the first year of the 2023-25 biennium. This would increase funding from \$959,000 in base funding to \$1,102,900 in 2023-24 and thereafter. State specialized assistance funding supplements federal section 5310 funding (enhanced mobility of seniors and individuals with disabilities program) to aid eligible applicants in Wisconsin's rural and small urban areas with transit capital and operating projects that serve seniors and individuals with disabilities.

4. PARATRANSIT AIDS

SEG	\$386,700
-----	-----------

Provide \$127,200 in 2023-24 and \$259,500 in 2024-25 for a 4.0% increase to funding for paratransit aid in each year of the 2023-25 biennium. This would increase funding from \$3,178,100 in base funding to \$3,305,300 in 2023-24 and \$3,437,600 in 2024-25.

Under current law, DOT is required to provide paratransit aid to assist eligible urban mass transit operating assistance recipients with the provision of paratransit service required under the Americans with Disabilities Act. In awarding the paratransit grants to eligible urban mass transit systems, the Department must: (a) maximize the level of paratransit service provided by those systems; and (b) give priority to eligible applicants for the maintenance of paratransit service provided on July 1, 2011.

5. CONNECTING HIGHWAY AIDS

SEG	\$7,457,600
-----	-------------

Provide \$2,485,900 in 2023-24 and \$4,971,700 in 2024-25 to fund a 25.0% increase in the connecting highway aid distribution for municipalities for calendar year 2024 and thereafter. Increase the calendar year aid mileage distribution rates by 25.0% for each category of municipality.

[Act 19 Section: 384]

Local Transportation Assistance

1. LOCAL ROADS IMPROVEMENT PROGRAM [LFB Paper 770]

SEG	\$4,016,800
-----	-------------

Provide the following increases to the local roads improvement program (LRIP): (a) \$714,600 in 2023-24 and \$1,457,800 in 2024-25 for the formula allocation component of the program; and (b) \$606,700 in 2023-24 and \$1,237,700 in 2024-25 for the discretionary grants

component of the program. This would represent a 4% increase each year in the base level of funding currently provided for the program.

Specify the annual amounts to be allocated to each category of local units of government under the discretionary grants component in the 2023-25 biennium as follows: (a) \$5,615,600 in 2023-24 and \$5,840,200 in 2024-25 for counties; (b) \$6,151,900 in 2023-24 and \$6,398,000 in 2024-25 for towns; and (c) \$4,006,600 in 2023-24 and \$4,166,900 in 2024-25 for municipalities. The table below compares funding for LRIP in 2021-23 with the recommended 2023-25 funding level for both program components.

Biennial LRIP Funding -- 2021-23 to 2023-25 Act 19 Comparison

	<u>2021-23</u>	<u>Act 19 2023-25</u>	<u>Difference</u>	<u>% Change</u>
Formula-Based Allocation*				
Counties (43%)	\$15,106,400	\$16,040,600	\$934,200	6.2%
Towns (28.5%)	10,012,400	10,631,500	619,100	6.2
Municipalities (28.5%)	<u>10,012,400</u>	<u>10,631,500</u>	<u>619,100</u>	6.2
Total Formula Funds	\$35,131,200	\$37,303,600	\$2,172,400	6.2%
Discretionary Allocation				
Counties	\$10,786,800	\$11,455,800	\$669,000	6.2%
Towns	11,847,200	12,549,900	702,700	5.9
Municipalities	<u>7,700,800</u>	<u>8,173,500</u>	<u>472,700</u>	6.1
Total Discretionary Funds	\$30,334,800	\$32,179,200	\$1,844,400	6.1%
Biennial Program Total	\$65,466,000	\$69,482,800	\$4,016,800	6.1%

*Does not include \$600,000 from the formula-based allocation, which supports 3.0 positions in DNR for the environmental review of local road projects under current law and under the bill. This amount is deducted from the total prior to calculating the percentage-based formula allocations shown in the top section of the table.

LRIP provides discretionary and formula-based grants through separate appropriations of state funds. These grants are provided on a biennial basis for capital improvements on existing county, town, and municipal roads and for feasibility studies for such improvements. For the purposes of the program, a capital improvement is defined as a project with a projected design life of at least 10 years. Grants may cover up to 50% of the total project cost, with the balance being provided, generally, by the local recipient. All costs of improvements are initially the responsibility of the local government. County and municipal projects must have eligible costs exceeding \$250,000 and town projects must have eligible costs exceeding \$100,000. Upon completion of a project, a local government can apply to DOT for reimbursement of up to 50% of the project costs.

[Act 19 Section: 380m]

2. LOCAL ROADS IMPROVEMENT PROGRAM -- DISCRETIONARY SUPPLEMENTAL GRANTS [LFB Paper 770]

SEG	\$100,000,000
-----	---------------

Provide one-time funding of \$100,000,000 in 2023-24 for the discretionary supplemental grants component of LRIP (LRIP-S). LRIP-S is administered in the same fashion as the discretionary grants component of LRIP, which distributes grants to local units of government for capital improvements on existing roads under their jurisdiction. Grant recipients are required to provide matching funds of a minimum 10% of the total cost of a selected project. LRIP-S was also provided with one-time funding of \$100.0 million SEG in the 2021-23 biennium.

Specify that the funding be allocated for county trunk highway improvements, town road improvements, and municipal street improvements so that total LRIP-S funding is distributed among these groups at the same percentage that each group is allocated under the LRIP discretionary grants component (35.6% for counties, 39.0% for towns, and 25.4% for municipalities in the 2023-25 biennium).

[Act 19 Section: 383]

3. LOCAL ROADS IMPROVEMENT PROGRAM -- AGRICULTURAL ROADS

SEG	\$150,000,000
-----	---------------

Create a continuing appropriation for a new LRIP component for agricultural roads, and provide \$150,000,000 to the program component in 2023-24. 2023 Act 13 creates an agricultural roads component within LRIP to reimburse political subdivisions for agricultural road projects. Eligible projects would be located on highways functionally classified as local roads or minor collectors that provide access to agricultural lands or facilities used for the production of agricultural goods that are used by at least one agricultural producer, which have been subject to a posted weight limitation either for at least one month during the previous year, or due to structural deficiencies. The Department is required to select projects that provide the greatest benefit to agricultural producers in the state. The program would make grants of up to 90% of reimbursable costs, and the Department could not award a program grant after five years after the effective date of the Act. The program would require DOT to develop a simple and clear application process that would be reasonably accessible to political subdivisions with limited staffing resources, including an application that does not exceed two pages in length.

[Act 19 Section: 96]

4. LOCAL ROADS IMPROVEMENT PROGRAM -- COUNTY HIGHWAY O IN RICHLAND COUNTY

SEG	\$4,180,000
-----	-------------

Provide \$4,180,000 in 2023-24 to the local roads improvement program discretionary grants component, and specify that DOT shall award a grant under the local roads improvement program in the amount of \$4,180,000 to Richland County for the County Highway O construction project

in the 2023-25 fiscal biennium, notwithstanding the program's current law statutory requirements and limitations.

[Act 19 Sections: 95 and 9144(4)]

5. SOUTHERN BRIDGE PROJECT IN BROWN COUNTY [LFB Paper 771]

SEG	\$50,000,000
-----	--------------

Provide \$50,000,000 in 2023-24 for the accelerated local bridge improvement assistance program to support the construction of the "Southern Bridge" in Brown County. The 2021-23 budget required DOT to submit a request for funding for the Southern Bridge project as part of its 2023-25 biennial budget request. The scope of the project is defined as the segment of County Highway GV in Brown County from County Highway D to State Highway 57, a stretch of the highway crossing over the Fox River and connecting to I-41 west of the River, which does not currently exist. Additional local road construction would be needed as County Highway GV currently ends 2.8 miles east of the Fox River and no local highway currently connects the west bank of the River to I-41. DOT also indicates that the bridge would remain under the jurisdiction of Brown County after construction. DOT has identified a preferred alternative, and has published a notice of intent to prepare a Tier 1 environmental impact statement associated with the project. In March, 2022, the project also received \$5,000,000 in congressionally-directed, federal funding under the federal Consolidated Appropriations Act, 2022.

As part of the I-41 major highway development expansion project, DOT is constructing a new diamond interchange that will allow for the future connection of County Highway GV, to be constructed west of the Fox River, to the interstate. The Department has indicated that the state funding for the Southern Bridge would only be used for the bridge portion of the project and that the participating local governments would be responsible for the local highway connections to the proposed bridge and the I-41 interchange.

[Act 19 Sections: 90 and 9144(5)]

6. FREIGHT RAIL PRESERVATION PROGRAM [LFB Paper 772]

SEG	\$13,000,000
-----	--------------

Provide \$13,000,000 in 2023-24 to the freight rail preservation program. Program funding is used to acquire abandoned railroad lines or make improvements on lines already owned by the state to upgrade them to modern freight rail standards.

7. HARBOR ASSISTANCE PROGRAM [LFB Paper 773]

SEG	\$20,000,000
-----	--------------

Provide \$20,000,000 in 2023-24 to the harbor assistance program. The program provides grants for making capital improvements to harbors on the Great Lakes or the Mississippi River system. The amount authorized would be \$700,000 more than the \$15,300,000 in bonding authority provided in the 2021-23 biennium. Base program funding of \$651,000 annually also

exists to help fund project costs (\$493,000 annually) and administrative costs (\$157,200 annually).

8. HARBOR ASSISTANCE PROGRAM -- FUEL PIPELINE IN MILWAUKEE COUNTY

SEG	\$10,000,000
-----	--------------

Provide \$10,000,000 to the harbor assistance program continuing appropriation in 2023-24. Specify that notwithstanding eligibility requirements for the harbor assistance program, DOT shall award a grant of \$10,000,000 in the 2023-25 fiscal biennium to entities for the purpose of assisting in the construction of a fuel pipeline extension from the Mitchell International Airport to the Port of Milwaukee. Specify that this provision does not apply unless DOT is awarded a grant under the federal Port Infrastructure Development Program for the construction of a pipeline extension from the Mitchell International Airport to the Port of Milwaukee.

[Act 19 Sections: 92 and 9144(2)]

9. LOCAL BRIDGE IMPROVEMENT ASSISTANCE PROGRAM FEDERAL FUNDING ALLOCATION [LFB Paper 775]

FED	\$70,000,000
SEG	20,000,000
SEG-L	<u>17,500,000</u>
Total	\$107,500,000

Provide \$35,000,000 FED, \$10,000,000 SEG, and \$8,750,000 SEG-L annually to the local bridge improvement assistance program, which makes grants using both state and federal funds for projects to rehabilitate and replace bridges that are under local jurisdiction (not on state trunk highways or connecting highways). This would increase the program's overall annual funding level to \$59,605,500 FED, \$28,470,600 SEG, and \$19,907,600 SEG-L. The federal funding increase is associated with the federal Bridge Formula Program, which is expected to provide the state with \$45,000,000 annually over each year of the IJA's five-year federal authorization (2022-26) for state and local bridge projects that reduce the overall number of bridges in poor condition. The recommended SEG-L funding reflects the requirement that grant recipients provide a 20% match on the total cost of the awarded project.

10. LOCAL BRIDGE IMPROVEMENT ASSISTANCE PROGRAM - RAY NITSCHKE MEMORIAL BRIDGE

SEG	\$1,200,000
-----	-------------

Provide \$1,200,000 in 2023-24 to the local bridge improvement assistance program, and require the Department to set aside \$1,200,000 SEG in 2023-24 from funding provided to the local bridge improvement assistance program in the 2023-25 biennium for repairs to the Ray Nitschke Memorial Bridge located on USH 141 (City of Green Bay) in Brown County. Specify that DOT provide the funding notwithstanding the eligibility requirements of the program.

[Act 19 Sections: 94 and 9144(7)]

11. LOCAL BRIDGE IMPROVEMENT ASSISTANCE PROGRAM -- MAIN STREET BRIDGE IN WATERTOWN

SEG	\$2,000,000
-----	-------------

Provide \$2,000,000 to the local bridge improvement assistance program in 2023-24, and specify that DOT shall award a grant of \$2,000,000 from the program in the 2023-25 biennium to the City of Watertown for a project to reconstruct the Main Street bridge, notwithstanding the program's current law statutory requirements and limitations.

[Act 19 Sections: 94 and 9144(6)]

12. ASSESSMENT OF LOCAL BRIDGES AND CULVERTS

Provide \$12,500,000 to the Joint Committee on Finance SEG supplemental biennial appropriation in 2023-24 for assessment of local bridges and culverts that are less than 20 feet in length, and create a biennial DOT SEG appropriation that could receive the funds. Direct DOT to develop a program for counties to assess local bridges and culverts that are 20 feet or under in length, but greater than six feet in length (funding is shown under "Program Supplements").

[Act 19 Sections: 91 and 376]

13. AIRPORT IMPROVEMENT PROGRAM [LFB Paper 781]

FED	\$78,000,000
-----	--------------

Provide \$39,000,000 annually to the DOT aeronautics assistance appropriation to reflect a reestimate of available federal funding in the biennium. Beginning in 2021-22, the federal IJA created a new airport infrastructure grants program, which provided the state with airport funding of \$39.8 million in 2021-22, and \$39.0 million in 2022-23. The state is expected to continue receiving similar amounts of formula funds from this program in each year of the 2023-25 biennium.

14. AIRPORT IMPROVEMENT PROGRAM -- APPLETON INTERNATIONAL AIRPORT

SEG	\$7,000,000
-----	-------------

Provide \$7,000,000 to the airport improvement program in 2023-24, and specify that DOT award a grant of \$7,000,000 to the Appleton International Airport in 2023-24 for improvements as part of the airport's terminal expansion project, notwithstanding statutory requirements on cost sharing for airport improvement projects.

[Act 19 Sections: 93 and 9144(3)]

15. PASSENGER RAIL OPERATIONS ASSISTANCE [LFB Paper 778]

SEG	\$971,200
-----	-----------

Provide \$453,100 in 2023-24 and \$518,100 in 2024-25 to the Department's passenger rail service appropriation. This would increase funding from \$6,800,000 in base funding to \$7,253,100 in 2023-24 and \$7,318,100 in 2024-25.

State Highway Program

1. STATE HIGHWAY IMPROVEMENT PROGRAM SUMMARY

The following table compares total funding for state highway improvement programs under 2022-23 adjusted base with Act 19 for those programs in the 2023-25 biennium. Since the highway improvement program relies on both current revenues (SEG and FED) and bond proceeds to fund program activity, the tables show the 2022-23 SEG and FED appropriation adjusted base, plus the amount of bonding that was allocated in 2022-23.

State Highway Improvement Program Summary -- Base Funding to Act 19 Comparison

Fund Source	2022-23 Base Plus Bonds	Act 19*		Change to Base Plus Bonds Doubled	
		2023-24	2024-25	Amount	% Change
SEG	\$592,438,700	\$940,612,500	\$630,595,200	\$386,330,300	32.6%
FED	685,071,200	760,745,300	777,685,700	168,288,600	12.3
Bonds	103,511,600**	176,400,000	176,400,000	145,776,800	70.4
Total	\$1,381,021,500	\$1,877,757,800	\$1,584,680,900	\$700,395,700	25.4%

* Amounts shown comprise all highway improvement program provisions, including base funding, adjustments to the base, and standard budget adjustments.

** Amount shown includes \$10.4 million in existing revenue bond proceeds associated with premiums from previously issued bonds.

The following tables compare total funding for state highway improvement programs in the 2021-23 biennium with the amounts provided in the 2023-25 biennium under Act 19, including standard budget adjustments and a provision to provide an increase in pay for DOT engineers (see "Departmentwide"). The tables show total biennial program resources by funding type and the percentage change to the composition of program funding.

State Highway Improvement Program Summary -- 2021-23 to 2023-25 Act 19 Comparison

Fund Source	2021-23	Act 19 2023-25*	Biennial Change in Resources	% Change
SEG	\$1,180,234,900	\$1,571,207,700	\$390,972,800	33.1%
FED	1,485,562,200	1,538,431,000	52,868,800	3.6
Bonds	209,023,200	352,800,000	143,776,800	68.8
Total	\$2,874,820,300	\$3,462,438,700	\$587,618,400	20.4%

* Amounts shown comprise all highway improvement program provisions, including base funding, adjustments to the base, and standard budget adjustments.

**State Highway Improvement Program Component Summary --
2021-23 to 2023-25 Act 19 Comparison**

<u>Fund Source</u>	<u>2021-23</u>	<u>Act 19 2023-25*</u>	<u>Biennial Change in Resources</u>	<u>% Change</u>
State Highway Rehabilitation				
SEG	\$1,118,011,700	\$1,156,611,300	\$38,599,600	3.5%
FED	<u>1,089,208,600</u>	<u>1,075,758,300</u>	<u>-13,450,300</u>	-1.2
Subtotal	\$2,207,220,300	\$2,232,369,600	\$25,149,300	1.1%
Major Highway Development				
SEG	\$50,223,200	\$210,068,600	\$159,845,400	318.3%
FED	366,353,600	381,839,700	15,486,100	4.2
Trans. Revenue Bond Proceeds	<u>149,023,200**</u>	<u>0</u>	<u>-149,023,200</u>	-100.0
Subtotal	\$565,600,000	\$591,908,300	\$26,308,300	4.7%
SE Wis. Freeway Megaprojects				
SEG	\$12,000,000	\$157,327,800	\$145,327,800	1,211.1%
FED	30,000,000	80,833,000	50,833,000	169.4
Gen. Ob. Bonds (SEG)	<u>40,000,000</u>	<u>0</u>	<u>-40,000,000</u>	-100.0
Subtotal	\$82,000,000	\$238,160,800	\$156,160,800	190.4%
Major Interstate Bridge Construction				
SEG	\$0	\$47,200,000	\$47,200,000	N.A.
Gen. Ob. Bonds (SEG)	<u>0</u>	<u>352,800,000</u>	<u>352,800,000</u>	N.A.
Subtotal	\$0	\$400,000,000	\$400,000,000	N.A.
Design-Build Projects				
Gen. Ob. Bonds (SEG)	\$20,000,000	\$0	-\$20,000,000	-100.0%
Total	\$2,874,820,300	\$3,462,438,700	\$587,618,400	20.4%

*Amounts shown comprise all highway improvement program provisions, including base funding, adjustments to the base, and standard budget adjustments.

**Amount shown includes \$20.8 million in existing revenue bond proceeds associated with premiums from previously issued bonds.

2. STATE HIGHWAY REHABILITATION PROGRAM [LFB Paper 785]

FED	\$94,588,900
SEG	<u>30,425,900</u>
Total	\$125,014,800

Make the following changes to base level state highway rehabilitation program funding in order to provide a 2023-25 funding level of \$2,221.7 million: (a) increases of \$5,478,400 SEG in 2023-24 and \$24,947,500 SEG in 2024-25; and (b) increases of \$48,559,800 FED in 2023-24 and \$46,029,100 FED in 2024-25.

Along with these increases to base program funding, the following Act 19 provisions impact state highway rehabilitation program funding in the biennium, and are summarized in separate items: (a) standard budget adjustment increases of \$585,900 SEG and \$2,901,500 FED annually; (b) \$1,826,900 FED annually for a pay increase for DOT engineers (See "Departmentwide"); and (c) \$7,000,000 SEG in 2023-24 to construct sound barriers along I-894 in Milwaukee County.

Including these changes, the following tables compare state highway rehabilitation program funding in the 2023-25 biennium under Act 19 with the program's 2022-23 adjusted base funding level, as well as program funding in the 2021-23 biennium.

**State Highway Rehabilitation Program Funding --
Base Funding to Act 19 Comparison**

<u>Fund</u>	<u>2022-23 Adjusted Base</u>	<u>Act 19*</u>		<u>Change to Base Doubled</u>	
		<u>2023-24</u>	<u>2024-25</u>	<u>Amount</u>	<u>% Change</u>
SEG	\$559,006,800	\$572,071,100	\$584,540,200	\$38,597,700	3.5%
FED	<u>485,856,300</u>	<u>539,144,500</u>	<u>536,613,800</u>	<u>104,045,700</u>	10.7
Total	\$1,044,863,100	\$1,111,215,600	\$1,121,154,000	\$142,643,400	6.8%

**2023-25 State Highway Rehabilitation Program Funding --
2021-23 to 2023-25 Act 19 Comparison**

<u>Fund Source</u>	<u>2021-23 Biennium</u>		
	<u>2021-22</u>	<u>2022-23</u>	<u>Biennial Total</u>
SEG	\$561,827,900	\$556,183,800	\$1,118,011,700
FED	<u>590,564,200</u>	<u>498,644,400</u>	<u>1,089,208,600</u>
Total	\$1,152,392,100	\$1,054,828,200	\$2,207,220,300

<u>Fund Source</u>	<u>Act 19*</u>		
	<u>2023-24</u>	<u>2024-25</u>	<u>Biennial Total</u>
SEG	\$572,071,100	\$584,540,200	\$1,156,611,300
FED	<u>539,144,500</u>	<u>536,613,800</u>	<u>1,075,758,300</u>
Total	\$1,111,215,600	\$1,121,154,000	\$2,232,369,600

Biennial Change in Resources	\$25,149,300
% Change in Resources	1.1%

* Amounts shown comprise all highway improvement program provisions, including base funding, adjustments to the base, standard budget adjustments, and items shown separately.

3. MAJOR HIGHWAY DEVELOPMENT PROGRAM [LFB Paper 786]

FED	\$10,587,900
SEG	159,060,200
SEG-S	<u>- 147,023,200</u>
Total	\$22,624,900

Make the following changes to base level major highway development program funding in order to provide a 2023-25 funding level of \$591.3 million: (a) increases of \$146,736,800 SEG in 2023-24 and \$12,323,400 SEG in 2024-25; and (b) increases of \$4,401,600 FED in 2023-24 and \$6,186,300 FED in 2024-25. In addition, provide a decrease of \$73,511,600 SEG-S annually for the major highway development program to reflect that no transportation revenue bonds would be authorized for the program in the 2023-25 biennium.

Along with these increases to base program funding, other Act 19 provisions impact major highway development program funding in the biennium, including standard budget adjustment increases of \$184,800 SEG and \$476,100 FED annually, and \$300,900 FED annually for a pay increase for DOT engineers, and are reflected in a separate items (See "Departmentwide"). Including these changes, the following tables compare major highway development program funding in the 2023-25 biennium under Act 19 with the program's 2022-23 adjusted base funding level, as well as program funding in the 2021-23 biennium.

**Major Highway Development Program Funding --
Base Funding to Act 19 Comparison**

Fund	2022-23 Adjusted Base Plus Bonds	Act 19*		Change to Base Plus Bonds Doubled	
		2023-24	2024-25	Amount	% Change
SEG	\$25,319,400	\$172,241,000	\$37,827,600	\$159,429,800	314.8%
FED	184,848,900	190,027,500	191,812,200	12,141,900	3.3
Rev. Bond Proceeds	73,511,600**	0	0	-147,023,200	-100.0
Total	\$283,679,900	\$362,268,500	\$229,639,800	\$24,548,500	4.3%

**Major Highway Development Program Funding --
2021-23 to 2023-25 Act 19 Comparison**

Fund Source	2021-23 Biennium		
	2021-22	2022-23	Biennial Total
SEG	\$25,111,600	\$25,111,600	\$50,223,200
FED	182,176,800	184,176,800	366,353,600
Rev. Bond Proceeds	75,511,600	73,511,600**	149,023,200**
Total	\$282,800,000	\$302,850,500	\$565,600,000

Fund Source	Act 19*		Biennial Total
	2023-24	2024-25	
SEG	\$172,241,000	\$37,827,600	\$210,068,600
FED	190,027,500	191,812,200	381,839,700
Total	\$362,268,500	\$229,639,800	\$591,908,300

Biennial Change in Resources	\$26,308,300
% Change in Resources	4.7%

* Amounts shown comprise all highway improvement program provisions, including base funding, adjustments to the base, and standard budget adjustments, and items shown separately.
 ** Amounts shown include \$10.4 million annually in existing revenue bond proceeds associated with premiums from previously issued bonds.

Estimated project completion schedules for major highway development projects receiving funding under Act 19 are shown in the following table. Anticipated completion dates indicate when the mainline is open to traffic provided by DOT in the February, 2023, report to the Transportation

Projects Commission (TPC), which may be different than the final year of expenditure. Act 19 provides \$591.9 million for major highway development projects in 2023-25, while the February, 2023 TPC report estimates \$659.0 million in project expenditures during the 2023-25 biennium, a difference of \$67.1 million. However, the Department anticipates that it will receive funding from an \$80.0 million grant in the biennium for the I-39/90/94 Wisconsin River Bridges project, which was awarded from the federal INFRA program on September 19, 2022. The \$591.3 million in funding that would be provided Act 19, plus the \$80.0 million federal INFRA grant for the Wisconsin River bridges project, would be sufficient to fund the \$659.0 million in anticipated major highway development project expenditures in the biennium.

Anticipated Major Highway Development Project Schedule Under Act 19

<u>Highway</u>	<u>Project Segment</u>	<u>Counties</u>	<u>Completion Year</u>	<u>2023-25 Cost (\$ in millions)*</u>
STH 15	STH 76 to New London	Outagamie	2024	35.5
I-43	Silver Spring Drive to STH 60	Milwaukee & Ozaukee	2024	91.4
I-41	STH 96 to Scheuring Rd	Outagamie & Brown	2029	323.4
I-39/90/94	Bridges over Wisconsin River	Columbia	2028	150.5
USH 51	I-39/90 to USH 12/18	Dane	2029	58.2
USH 53	La Crosse Corridor	La Crosse	**	**
Total				\$659.0

* Estimated 2023-25 costs, inflated to year of expenditure, were included in DOT's February, 2023 report to the TPC.
 ** The La Crosse Corridor project was enumerated in 1997, but a preferred alternative was not selected and the project study process was restarted in 2021. The project's scope and estimated costs will be known once the preferred alternative is selected.

4. SOUTHEAST WISCONSIN FREEWAY MEGAPROJECTS [LFB Paper 787]

FED	\$51,319,200
SEG	<u>141,033,600</u>
Total	\$192,352,800

Make the following changes to base level southeast Wisconsin freeway megaprojects program funding in order to provide a 2023-25 funding level of \$237.8 million: (a) increases of \$140,953,300 SEG in 2023-24 and \$80,300 SEG in 2024-25; and (b) increases of \$16,816,400 FED in 2023-24 and \$34,502,800 FED in 2024-25.

Along with these increases to base level program funding, other Act 19 provisions impact southeast Wisconsin freeway megaprojects funding in the biennium, including standard budget adjustment increases of \$34,600 SEG and \$210,500 FED annually, and \$180,400 FED annually for a pay increase for DOT engineers, and are reflected in separate items (See "Departmentwide"). With these changes, the following tables compare major highway development program funding in the 2023-25 biennium under Act 19 with the program's 2022-23 adjusted base funding level, as well as program funding in the 2021-23 biennium.

**Southeast Wisconsin Freeway Megaprojects Program Funding --
Base Funding to Act 19 Comparison**

<u>Fund</u>	<u>2022-23 Adjusted Base Plus Bonds</u>	<u>Act 19*</u>		<u>Change to Base Plus Bonds Doubled</u>	
		<u>2023-24</u>	<u>2024-25</u>	<u>Amount</u>	<u>% Change</u>
SEG	\$8,112,500	\$149,100,400	\$8,227,400	141,102,800	869.7%
FED	14,366,000	31,573,300	49,259,700	52,101,000	181.3
Gen. Ob. Bonds (SEG)	<u>20,000,000</u>	<u>0</u>	<u>0</u>	<u>-40,000,000</u>	-100.0
Total	\$42,478,500	\$180,673,700	\$57,487,100	\$153,203,800	180.3%

**Southeast Wisconsin Freeway Megaprojects Program Funding --
2021-23 to 2023-25 Act 19 Comparison**

<u>Fund Source</u>	<u>2021-23 Biennium</u>		
	<u>2021-22</u>	<u>2022-23</u>	<u>Biennial Total</u>
SEG	\$4,000,000	\$8,000,000	\$12,000,000
FED	16,000,000	14,000,000	30,000,000
Gen. Ob. Bonds (SEG)	<u>20,000,000</u>	<u>20,000,000</u>	<u>40,000,000</u>
Total	\$40,000,000	\$42,000,000	\$82,000,000

<u>Fund Source</u>	<u>Act 19*</u>		
	<u>2023-24</u>	<u>2024-25</u>	<u>Biennial Total</u>
SEG	\$149,100,400	\$8,227,400	\$157,327,800
FED	<u>31,573,300</u>	<u>49,259,700</u>	<u>80,833,000</u>
Total	\$180,673,700	\$57,487,100	\$238,160,800

Biennial Change in Resources	\$156,160,800
% Change in Resources	190.4%

* Amounts shown comprise all highway improvement program provisions, including base funding, adjustments to the base, and standard budget adjustments.

5. MAJOR INTERSTATE BRIDGE IMPROVEMENT PROGRAM -- BLATNIK BRIDGE RECONSTRUCTION
[LFB Paper 788]

SEG	\$47,200,000
BR	<u>352,800,000</u>
Total	\$400,000,000

Authorize \$352,800,000 in transportation fund-supported, general obligation bonding authority, and provide \$47,200,000 SEG to the major interstate bridge program in 2023-24 to reconstruct the Blatnik Bridge between the cities of Superior and Duluth, Minnesota. The Department is working with the Minnesota Department of Transportation to advance a project to replace the bridge, which is nearing the end of its useful life. Preparatory planning and design would be completed before construction can occur, which could begin in 2026 at the earliest according to the Department. The debt service estimates included in the Act do not anticipate the issuance of any of these bonds in the biennium.

The Blatnik Bridge was constructed in 1958 and is currently experiencing significant truss deterioration, resulting in the need for weight restrictions and regular structural repairs. The Department estimates that the project to reconstruct the bridge would cost approximately \$1.8 billion. Costs to replace the bridge would be split between Wisconsin and Minnesota, with Minnesota leading the project. The Department has also indicated that it may complete improvements to related roadways and interchanges on the Wisconsin side of the bridge in conjunction with the project. The states have jointly submitted an \$889 million federal grant application for the project. However, the Department indicates that the federal government may not approve a grant until further design and planning work is completed. The project has also received \$7,500,000 in congressionally-directed funding from the federal Consolidated Appropriations Act, 2023.

[Act 19 Section: 181]

6. STATE HIGHWAY MAINTENANCE -- HIGHWAY SYSTEM MANAGEMENT AND OPERATIONS [LFB Paper 789]

FED	\$12,350,000
SEG	<u>3,372,200</u>
Total	\$15,722,200

Provide \$6,175,000 FED and \$1,686,100 SEG annually to DOT's highway system management and operations appropriations. Approximately \$1,000,000 SEG annually would be used for spot painting steel bridges located on state highways, while the federal funds and \$686,100 SEG annually would be used for pavement marking activities. This would establish ongoing increases of \$6,175,000 FED and \$1,686,100 SEG annually to the program's adjusted base level funding of \$1.3 million FED and \$101.2 million SEG.

This component of the Department's state highway system maintenance program funds non-routine traffic operations and system management activities on the state trunk highway system, including pavement parking activities, installation, replacement, or maintenance of highway signs, traffic control signals, and highway lighting. It also provides funding for state traffic operations center support, bridge maintenance and operation, and purchasing deicing salt for winter maintenance.

7. STATE HIGHWAY MAINTENANCE -- ROUTINE MAINTENANCE [LFB Paper 789]

SEG	\$5,697,200
-----	-------------

Provide \$1,748,600 in 2023-24 and \$3,948,600 in 2024-25 to DOT's routine maintenance activities appropriation to cover inflationary costs in the program. This would establish an ongoing increase of \$3,948,600 annually to the program's base funding level of \$188.4 million.

This component of the Department's state highway maintenance program provides funding for a wide variety of activities related to the upkeep of state highways and highway right-of-way through contracts with counties and private contractors, as well as DOT staff. Specific activities include preventative maintenance of highways and bridges, corrective maintenance to fix urgent problems such as road washouts, and routine maintenance activities such as plowing, salting, mowing, and minor pavement repairs.

8. STATE HIGHWAY REHABILITATION PROGRAM -- SOUND BARRIERS ON INTERSTATE 894 IN MILWAUKEE COUNTY

SEG	\$7,000,000
-----	-------------

Provide \$7,000,000 to the state highway rehabilitation program in 2023-24, and specify that the funding be used to install noise attenuation barriers along the interstate 894 corridor between Loomis Road and 76th Street in Milwaukee County.

[Act 19 Sections: 97 and 9144(8)]

Division of Motor Vehicles

1. PRODUCTION OF LICENSE PLATES REQUIRED UNDER 2021 ACTS 163 AND 178 [LFB Paper 790]

SEG	\$6,506,000
-----	-------------

Provide \$3,253,000 annually to the Division of Motor Vehicles general operations appropriation to fund the replacement of primary vehicle license plates 10 years old or older as required under 2021 Act 163, and to fund the 2021 Act 178 creation of fleet plates for the vehicle owners with registered fleets of 10 or more vehicles. To offset the additional costs of producing and distributing these license plates, Act 163 increased the fee for new or replacement license plates from \$4 to \$8 per set, and Act 178 created an initial \$8.50 fee for each set of fleet plates. The additional revenues associated with these fees would fund the increased expenditure authority needed to carry out the administration of these replacement and fleet plate requirements. In August, 2022, the Joint Committee on Finance approved \$3,253,000 SEG in 2022-23 for this purpose, but the funding is not included in base level funding for the 2023-25 biennium. This recommendation would provide the necessary funding on an ongoing basis.

The Department of Corrections' (DOC) Bureau of Correctional Enterprises is responsible for the production of state vehicle registration plates. Once the plates are produced, DOT purchases them from DOC. Under Act 163, DOC would incur additional costs related to both manufacturing registration plates with new materials, and producing an increased volume of plates, which would be reimbursed by DOT. [See also "Corrections -- Adult Institutions."]

2. MODERNIZATION OF DMV SOFTWARE SYSTEM [LFB Paper 791]

SEG	\$3,000,000
-----	-------------

Provide \$3,000,000 in 2024-25 to the Division of Motor Vehicles general operations appropriation to fund the modernization of the Division's software systems. This would provide ongoing supplies and services funding for this purpose. DMV utilizes several software programs to perform tasks including serving customers, processing revenue, sharing information with external agencies, and storing data and files including customer personal identifiers and

documents. The Department indicates that DMV's current software systems are dated, inefficient, and subject to cybersecurity risks. In addition, the Department indicates that the American Association of Motor Vehicle Administrators, which provides support for DMV's systems to interface with federal databases, will discontinue such support for older, outdated software systems in 2025. The Department estimates the total cost of the 10-year master lease at \$30.0 million.

3. IDENTIFICATION STICKER FOR ELECTRIC VEHICLES

SEG	\$16,000
-----	----------

[LFB Paper 793]

Provide \$10,000 in 2023-24 and \$6,000 in 2024-25 to the Division of Motor Vehicles general operations appropriation to issue identification stickers for electric and hybrid-electric vehicles. Require DOT to issue at no cost a decal for each hybrid and hybrid-electric vehicle in the state that identifies the vehicle as electric, and require that the decals must be displayed on the front and rear registration plates of the vehicle.

[Act 19 Sections: 456 thru 458]

4. DRIVER EDUCATION GRANTS

Provide \$6,000,000 SEG to the Joint Committee on Finance supplemental appropriation in 2024-25 for a driver education grant program, and create a continuing DOT SEG appropriation that could receive the funds. [Funding is shown under "Program Supplements."]

[Act 19 Section: 98]

State Patrol

1. STATE PATROL TROOPERS -- TRAFFIC OFFICER POSITIONS [LFB Paper 795]

Place \$4,775,100 SEG annually in compensation reserves in the transportation fund to fund a potential increase in pay for traffic offices of up to \$5 per hour. Pay rates for traffic officers are established through a collective bargaining process that occurs between DOA's Division of Personnel Management and union representatives. Negotiations occur separately from the budget process. If \$5 per hour pay increases were provided to all authorized traffic officer positions, it would establish an increase of \$4,775,100 to base level SEG funding in DOT's State Patrol general operations appropriation.

2. IN-VEHICLE VIDEO CAMERAS [LFB Paper 796]

GPR	\$2,178,000
-----	-------------

Provide \$2,178,000 in 2023-24 to the Division of State Patrol general operations

appropriation to fund the one-time replacement of State Patrol's 500 in-vehicle video cameras. All State Patrol squad cars are equipped with in-vehicle camera systems, and the Division is required to store video records from the cameras. In the 2017-19 budget, the Division was provided with a one-time allocation of \$2.75 million GPR to purchase 500 cameras. DOT indicates that these devices have reached the end of their useful life and have begun to experience equipment failures. The recommended funding would be used to purchase 500 cameras annually at the estimated price of \$4,356 each, a figure that includes costs for licensing, software, security, and data storage.

3. INSTALLATION AND MAINTENANCE OF COMMUNICATIONS EQUIPMENT [LFB Paper 797] SEG \$1,300,000

Provide \$650,000 annually to the DOT departmental management and operations appropriation for the maintenance of DOT communications towers. Specify that the additional \$650,000 would not be included in base level funding for the appropriation in the 2025-27 budget. The Division of State Patrol owns, operates, and maintains 67 communications towers and 92 network locations across the state that provide communications and internet protocol networks for State Patrol, as well as a wide variety of other federal, state, and local agencies, including other law enforcement departments. The funding will be used to address a current backlog of maintenance work at communications tower sites, including replacing backup generators, and HVAC systems, and improving the general accessibility and security of tower sites.

4. MOTOR CARRIER INSPECTOR POSITIONS [LFB Paper 795]

	Funding	Positions
FED	\$5,925,200	3.00
SEG	<u>108,100</u>	<u>0.00</u>
Total	\$6,033,300	3.00

Provide the following to DOT's State Patrol general operations appropriation for State Patrol motor carrier inspectors:

(a) 3.0 FED positions, \$350,600 FED in 2023-24 and \$261,400 FED in 2024-25, and \$61,900 SEG in 2023-24 and \$46,200 SEG in 2024-25 to hire three additional State Patrol motor carrier inspectors at a rate of 85% FED and 15% SEG, reflecting matching requirements under the federal motor carrier safety administration program (MCSAP); (b) an additional \$2,612,000 FED in 2023-24 and \$2,701,200 FED in 2024-25, reflecting the total MCSAP funding that is expected to be provided to the state in the biennium; and (c) place \$624,200 SEG annually in compensation reserves in the transportation fund to fund a potential increase in pay for motor carrier inspectors of up to \$5 per hour.

The compensation reserves funding would be available to fund a pay increase for State Patrol inspectors, which would be established through a collective bargaining process that occurs between DOA's Division of Personnel Management and union representatives. Negotiations occur separately from the budget process. If \$5 per hour pay increases were provided to all authorized inspector positions, it would establish an increase of \$624,200 to base level SEG funding in DOT's State Patrol general operations appropriation.

5. TACTICAL HELMETS FOR STATE TROOPERS [LFB Paper 796]

GPR	\$170,700
-----	-----------

Provide \$170,700 in 2023-24 to the Division of State Patrol general operations appropriation to fund the one-time purchase of 510 tactical helmets for state troopers. 2017 Act 59 (the 2017-19 budget) created a GPR appropriation for purchasing protective gear for State Patrol officers, and provided a one-time funding amount of \$800,000 in 2017-18 to purchase equipment, including 500 tactical helmets at an estimated price of \$365 each. The Department indicates that the seven-year warranty on this stock of existing tactical helmets will expire in April, 2025. In addition, 2021 Act 28 (the 2021-23 budget act) provided a one-time amount of \$387,500 in 2021-22 to replace personal protective gear for State Patrol officers. This funding was used to purchase tactical vest ballistic plates, while the need for tactical helmets remains.

Departmentwide

1. STANDARD BUDGET ADJUSTMENTS [LFB Paper 105]

FED	\$12,331,200
PR	357,800
SEG	4,502,600
SEG-S	<u>84,600</u>
Total	\$17,276,200

Make adjustments to the agency base budget for: (a) turnover reduction (-\$7,786,700 SEG and -\$2,519,300 FED annually); (b) full funding of continuing position salaries and fringe benefits (\$6,654,800 SEG, \$42,300 SEG-S, \$7,636,400 FED, and -\$42,900 PR annually); (c) overtime (\$3,832,300 SEG, \$1,030,400 FED, and \$221,800 PR annually); (d) night and weekend differential pay (\$344,900 SEG and \$18,100 FED annually); and (e) full funding of lease and directed moves costs (-\$794,000 SEG annually).

2. DOT ADMINISTRATIVE FACILITIES -- CAPITAL BUILDING PROJECTS [LFB Paper 805]

SEG-S	\$5,500,000
-------	-------------

Require the Department to utilize \$18,500,000 in existing transportation revenue bond premium proceeds to fund DOT administrative facility projects. Provide an increase of \$2,750,000 SEG-S annually from base level funding of \$6,500,000 SEG-S to allow the Department to fully-expend the \$18.5 million in bond premium proceeds. The table below shows the DOT administrative facility projects that would be completed with these funds, as enumerated in the 2023-25 state building program (See "Building Program").

2023-25 State Building Program -- DOT Projects

<u>Capital Project</u>	<u>Amount</u>
Spooner Shared Multi-Division Facility	\$11,490,000
Tomah State Patrol Post HVAC Replacement	475,000
Waukesha State Patrol Post HVAC Replacement	475,000
State Patrol Academy Bathroom and Window Upgrades	425,000
Fond du Lac DMV Service Center HVAC Replacement	350,000
Facility Projects Under \$350,000	<u>5,285,000</u>
Total	\$18,500,000

[Act 19 Section: 9144(9)]

3. MISSISSIPPI RIVER PARKWAY COMMISSION POSITION [LFB Paper 807]

Positions	
SEG	0.50

Provide 0.5 position funded from existing funding to the Mississippi River Parkway Commission for the purpose of providing administrative support to the Commission. Under current law, the Commission assists in coordinating the development and preservation of the Great River Road in Wisconsin. The Great River Road is a designated collection of roads that follow the course of the Mississippi River through 10 states. The Wisconsin portion consists of a network of state and local highways spanning between Kieler (Grant County) and Prescott (Pierce County). The Commission is comprised of designated civilian and public sector stakeholders, as well as two senators and two representatives. The members are appointed to four-year terms by the Governor and serve without compensation, but may be reimbursed for actual expenses of performing their duties from DOT's departmental management and operations SEG appropriation.

4. MODIFICATIONS TO DEPARTMENT MANAGEMENT AND OPERATIONS APPROPRIATIONS [LFB Paper 808]

FED	- \$12,740,200
SEG-L	<u>- 738,000</u>
Total	- \$13,478,200

Provide annual decreases of \$6,370,100 FED and \$369,000 SEG-L to the FED and SEG-L department management and operations appropriations. In addition, delete existing negative adjustment allotment lines within the DOT SEG departmental management and operations appropriation and reduce the position salaries allotment line of the SEG appropriation by \$6,988,900 annually. These funding modifications would correct for a mismatch in funding and expenditures among these appropriations.

5. INTERNAL REORGANIZATION OF POSITION AND FUNDING [LFB Paper 808]

	Funding	Positions
SEG	- \$263,000	- 1.00

Decrease funding by \$131,500 SEG annually and 1.00 SEG position from the Division of Motor Vehicles general operations appropriation associated with an agency equity and inclusion policy officer.

6. PAY INCREASE FOR DOT ENGINEERS

FED	\$5,710,000
-----	-------------

Provide \$2,855,000 FED annually, and place \$2,535,500 SEG annually in compensation reserves in the transportation fund to fund a 10% increase in pay for DOT engineers. Pay rates for DOT engineers are established separately through the state compensation plan, changes to which are subject to review and approval by the Joint Committee on Employment Relations. [See "Budget Management and Compensation Reserves"]

The impacted job classifications would include civil engineers, structural engineers, and transportation specialists, as well as the DOT engineering and technical services chiefs. Most of these positions are located in DOT clearing appropriations, and receive funding from several departmental appropriations. The table below shows how the \$2.9 million annually in additional FED would be allocated among DOT appropriations in each year of the 2023-25 biennium, reflecting the proportion of funding that these positions currently receive from these appropriations. If the SEG funding is fully-allocated from compensation reserves, it would establish an increase of \$2,535,500 to base level SEG funding for DOT, which would be distributed among various DOT SEG appropriations in a fashion similar to the FED appropriations shown in the table.

<u>Federal Appropriation</u>	<u>Annual Increase</u>
Aeronautics Assistance	\$40,300
Local Bridge Improvement	38,300
Local Transportation Facility Improvement Assistance	91,600
Southeast Freeway Megaprojects	180,400
Major Highway Development	300,900
State Highway Rehabilitation	1,826,900
Highway System Mgmt. and Ops.	209,300
Administration and Planning	<u>167,300</u>
Total	\$2,855,000

7. UTILITY RELOCATION DELAY POSITIONS

	Funding	Positions
SEG	\$829,700	4.00

Provide \$355,600 in 2023-24, \$474,100 in 2024-25, and 4.00 positions to the DOT administration and planning appropriation to resolve utility relocation delay claims between contractors and utility owners.

UNIVERSITY OF WISCONSIN SYSTEM

Budget Summary						FTE Position Summary				
Fund	2022-23 Adjusted Base	Act 19		2023-25 Change Over Base Year Doubled		2022-23	Act 19		2024-25 Over 2022-23	
		2023-24	2024-25	Amount	%		2023-24	2024-25	Number	%
GPR	\$1,238,072,200	\$1,221,155,400	\$1,264,517,500	\$9,528,500	0.4%	17,817.99	17,675.99	17,675.99	- 142.00	- 0.8%
FED	1,637,976,700	1,637,976,700	1,637,976,700	0	0.0	5,154.09	5,154.09	5,154.09	0.00	0.0
PR	3,868,345,500	3,962,393,300	3,954,637,500	180,339,800	2.3	13,429.09	13,429.09	13,429.09	0.00	0.0
SEG	30,012,900	30,012,900	30,012,900	0	0.0	133.19	133.19	133.19	0.00	0.0
TOTAL	\$6,774,407,300	\$6,851,538,300	\$6,887,144,600	\$189,868,300	1.4%	36,534.36	36,392.36	36,392.36	- 142.00	- 0.4%

Budget Change Items

1. STANDARD BUDGET ADJUSTMENTS [LFB Paper 105]

GPR	\$20,846,400
-----	--------------

Provide adjustments to the agency base budget of \$10,423,200 annually for full funding of continuing position salaries and fringe benefits.

2. GENERAL OPERATIONAL FUNDING [LFB Paper 810]

GPR	- \$31,881,800
-----	----------------

Delete \$15,940,900 GPR annually from UW System's general program operations appropriation and place \$31,881,800 GPR in the Joint Committee on Finance's supplemental appropriation in 2023-24 for release to UW System upon request and approval for performance on the workforce metrics under outcomes-based funding in s. 36.112 of the statutes. The fiscal effect of this funding is shown under "Program Supplements."

3. REMOVE VACANT POSITIONS

Positions	
GPR	- 142.00

Delete 142.00 vacant and unfunded GPR positions beginning in 2023-24. Because the budget for the UW System is determined using filled positions, there is no funding associated with these vacant positions.

4. REESTIMATE TUITION REVENUES

PR	\$142,228,400
----	---------------

Provide \$71,114,200 annually to reflect increases in tuition revenues that have been incorporated into UW System's operating budget since 2020. These increases are attributable to the following: (a) changes in enrollment (\$73,150,500); (b) self-supporting program changes (-\$9,346,000); (c) differential tuition changes (-\$3,902,300); and (d) increases in nonresident and

graduate tuition (\$11,212,000). Tuition revenues are deposited in the UW System's PR general program operations appropriation, which is an all-moneys-received appropriation, meaning that the UW System can expend all moneys deposited in the appropriation regardless of the amount shown in the appropriation schedule. In addition, the Board of Regents and the UW-Madison Chancellor may create or abolish PR positions without the approval of the Legislature or the Joint Finance Committee.

5. DEBT SERVICE REESTIMATE [LFB Paper 106]

Modify base funding by -\$11,399,100 GPR and \$19,370,200 PR in 2023-24 and \$31,963,000 GPR and \$10,739,400 PR in 2024-25 to reestimate debt service.

GPR	\$20,563,900
PR	<u>30,109,600</u>
Total	\$50,673,500

6. STATE LABORATORY OF HYGIENE -- NEWBORN SCREENING [LFB Paper 816]

On the effective date of the bill, specify that the newborn screening card fee imposed by the Department of Health Services (DHS) under s. 253.13 of the statutes must be no less than \$195 per card (an increase of \$86 per card), and specify that no less than \$75 from each newborn screening card sold be credited to the State Laboratory of Hygiene. This would generate an estimated additional \$4,601,000 in revenue annually.

PR	\$8,001,800
PR-REV	\$11,827,000

In addition, increase the driver improvement surcharge by \$100 (to \$535) on the effective date of the bill, which is estimated to generate an additional \$875,000 in 2023-24 and \$1,750,000 in 2024-25. Require DOA to transfer \$2,494,200 in 2023-24 and \$3,369,200 in 2024-25 from revenues received from the surcharge to the State Laboratory of Hygiene (SLH). Specify that, on the first day of the sixth month after the effective date of the bill, the percentage of the driver improvement surcharge paid by the county treasurer to the Secretary of Administration is 59.1%.

As passed by the Legislature, SB 70 would have specified that the newborn screening card fee be no less than \$159.25 per card and that no less than \$110.75 from each newborn screening card sold be credited to the State Laboratory of Hygiene. This would have generated an estimated additional \$2,688,400 in annual revenue, which combined with the estimated \$875,000 in 2023-24 and \$1,750,000 from the driver's surcharge would have been expected to increase the funds available for newborn screening by \$8,001,800 over the biennium.

Currently, section 253.13 of the statutes requires newborn screening of all infants born in Wisconsin for 48 disorders that if left untreated could lead to severe health problems. The Department of Health Services is responsible for monitoring the screening program and providing necessary diagnostic services, special dietary treatment, periodic evaluation, and counseling to affected patients with a congenital disorder identified by the screenings and their families. Current law requires DHS to contract with the SLH to perform any necessary laboratory tests for the newborn screenings. The SLH is also responsible for furnishing materials for use in the laboratory tests. Current law requires DHS to impose a fee, by administrative rule, for the newborn screening tests, which is sufficient to pay for the services provided under the contract with SLH and any necessary diagnostic services, dietary treatment, evaluation, and counseling services required as well as the costs of administering infant hearing screening required under section 253.115 of the

statutes, and administrative costs of the screenings. The current newborn screening fee is \$109 and was last increased in 2010. The SLH conducts approximately 62,000 newborn screening laboratory tests annually, at a cost of \$94.05 per test, while the SLH receives \$58.50 per newborn screening fee (DHS receives the remaining \$50.50 per fee).

[Act 19 Sections: 438m, 460g, 460m, 9101(5m), 9344(2m), and 9444(1m)]

VETERANS AFFAIRS

Budget Summary						FTE Position Summary				
Fund	2022-23	Act 19		2023-25 Change Over		2022-23	Act 19		2024-25	
	Adjusted Base	2023-24	2024-25	Base Year Doubled	Amount		2023-24	2024-25	Number	Over 2022-23
GPR	\$1,749,900	\$1,812,500	\$2,205,500	\$518,200	14.8%	0.00	0.00	0.00	0.00	N.A.
FED	3,014,100	3,063,400	3,063,400	98,600	1.6	16.50	16.50	16.50	0.00	0.0%
PR	117,893,900	125,281,100	126,016,000	15,509,300	6.6	1,119.81	1,119.81	1,119.81	0.00	0.0
SEG	<u>20,232,000</u>	<u>20,668,700</u>	<u>20,649,700</u>	<u>854,400</u>	2.1	<u>106.12</u>	<u>104.19</u>	<u>104.19</u>	<u>- 1.93</u>	- 1.8
TOTAL	\$142,889,900	\$150,825,700	\$151,934,600	\$16,980,500	5.9%	1,242.43	1,240.50	1,240.50	- 1.93	- 0.2%

Budget Change Items

1. STANDARD BUDGET ADJUSTMENTS [LFB Paper 105]

GPR	\$1,400
FED	98,600
PR	12,338,800
SEG	<u>- 631,800</u>
Total	\$11,807,000

Provide \$5,889,100 (\$700 GPR, \$49,300 FED, \$6,169,400 PR, and -\$330,300 SEG) in 2023-24 and \$5,917,900 (\$700 GPR, \$49,300 FED, \$6,169,400 PR, and -\$301,500 SEG) in 2024-25 to reflect the following standard budget adjustments: (a) -\$2,505,300 PR and -\$229,100 SEG annually for turnover reduction; (b) \$48,100 FED, \$5,584,400 PR, and -\$62,200 SEG annually for full funding of continuing position salaries and fringe benefits; (c) \$946,800 PR annually for overtime; (d) \$2,108,100 PR annually for night and weekend differential pay; and (e) \$700 GPR, \$1,200 FED, \$35,400 PR, and -\$39,000 SEG in 2023-24 and \$700 GPR, \$1,200 FED, \$35,400 PR, and -\$10,200 SEG in 2024-25 for full funding of lease and directed moves costs.

2. VETERANS TRUST FUND -- GPR SUPPLEMENT [LFB Papers 106 and 830]

Estimate that \$15,855,200 in 2023-24 and \$15,085,200 in 2024-25 will be transferred from the general fund to the veterans trust fund (VTF) to support estimates of SEG-supported expenditures from the VTF in the 2023-25 biennium. These amounts would be an increase of \$579,000 in 2023-24 and a decrease of \$191,000 in 2024-25 from the appropriation base of \$15,276,200. The fiscal effect of this item is summarized under "Miscellaneous Appropriations."

In recent biennia, over 95% of revenue to the veterans trust fund has been revenue transferred from the general fund from a sum sufficient GPR appropriation. In 2022-23, DOA transferred \$15,276,200 to support VTF expenditures. The following table summarizes the estimates of balances, revenues, and expenditures from the VTF in the 2023-25 biennium under Act 19.

**Veterans Trust Fund
Act 19**

	<u>2023-24</u>	<u>2024-25</u>
Opening Balance	\$1,744,300	\$567,100
Revenue		
Veterans Programs	\$350,000	\$350,000
GPR Transfer	<u>15,855,200</u>	<u>15,085,200</u>
 Total Available	 \$17,949,500	 \$16,002,300
 Expenditures		
DVA Appropriations	\$20,382,400	\$20,363,400
Lapses from DVA Appropriations	<u>-3,000,000</u>	<u>-5,000,000</u>
 Net Expenditures	 \$17,382,400	 \$15,363,400
 Year End Balance	 \$567,100	 \$638,900

3. GENERAL FUND TRANSFER TO THE STATE VETERANS HOMES [LFB Paper 831]

Provide \$2,500,000 GPR annually in the Joint Committee on Finance program supplements appropriation for providing a revenue supplement to the state veterans homes PR appropriation account as needed. The fiscal effect of this GPR appropriation is reflected in "Program Supplements."

4. CHIPPEWA FALLS OPERATIONS CONTRACT

PR	\$2,600,000
----	-------------

Provide \$1,300,000 annually to fund increases in the cost of the Department's contract with Health Dimensions Group to operate the Wisconsin Veterans Home at Chippewa Falls. Unlike the other two state veterans homes that are staffed by state employees, DVA contracts for the staffing and other functions to operate the state veterans home at Chippewa Falls. In 2022-23, the Department paid Health Dimensions Group \$9.1 million under the contract. The funding increase under this item is for anticipated increases in the cost of operating the Chippewa Falls home once the contract is renewed in the 2023-25 biennium.

5. UNION GROVE STATE VETERANS HOME SUPPLIES AND SERVICES

PR	\$420,000
----	-----------

Provide \$210,000 annually to increase the supplies and services budget at the Union Grove State Veterans Home, for increasing costs for custodial supplies, lawn care, snow removal, and specialty trade services.

6. MASTER PLAN FOR STATE VETERANS HOMES [LFB Paper 831]

Require DVA to contract with a vendor to conduct a study of the state veterans homes during the 2023-25 biennium. Specify that the study shall be completed by January 1, 2025, and shall provide a framework to guide decision making for future operations and development of the state veterans homes.

[Act 19 Section: 9148(1)]

7. DEBT SERVICE REESTIMATE [LFB Paper 106]

Reduce funding by \$368,500 (\$61,900 GPR, -\$442,200 PR, and \$11,800 SEG) in 2023-24 and increase funding by \$781,600 (\$454,900 GPR, \$292,700 PR, and \$34,000 SEG) in 2024-25 to reflect reestimates of debt service costs on authorized bonds.

GPR	\$516,800
PR	- 149,500
SEG	<u>45,800</u>
Total	\$413,100

8. VETERANS SERVICE OFFICE GRANTS [LFB Paper 833]

SEG	\$660,400
-----	-----------

Provide \$330,200 annually to increase funding for grants to county and tribal veterans service offices. Of this annual increase, \$213,300 would be budgeted for county veterans service office (CVSO) grants, increasing the total from \$837,200 to \$1,050,500, and \$116,900 would be budgeted for tribal veterans service office (TVSO) grants, increasing the total from \$110,000 to \$226,900. Of the base funding total for TVSO grants, \$61,200 is provided from a PR appropriation of tribal gaming revenues; the increase under Act 19 is applied only to the SEG appropriation.

Set the statutory annual grant amounts for CVSOs, as follows: (a) for a county with a population of less than 20,000, \$11,688; (b) for a county with a population of 20,000 to 45,499, \$13,750; (c) for a county with a population of 45,500 to 74,999, \$15,813; and (d) for a county with a population of 75,000 or more, \$17,875. Set the maximum grant for tribal offices at \$20,625. For both county and tribal grants, the new amounts would be increased by 25% from current law levels.

[Act 19 Sections: 237 and 239]

9. STATE VETERANS CEMETERY OPERATIONS

SEG	\$780,000
-----	-----------

Provide \$425,000 in 2023-24 and \$355,000 in 2024-25 for equipment replacement at the three state veterans cemeteries and for the purchase of new equipment for expanded operations at the Southern Wisconsin Veterans Cemetery in anticipation of an increase in internments in the next several years. The equipment to be replaced would include tractors, backhoes, trucks, mowers, and other machinery and tools. The following table shows the Act 19 funding, by cemetery.

<u>State Veterans Cemetery</u>	<u>2023-24</u>	<u>2024-25</u>
Equipment Replacement		
Northern (Spooner)	\$95,000	\$95,000
Central (King)	45,000	22,000
Southern (Union Grove)	145,000	118,000
Southern Expansion	<u>140,000</u>	<u>120,000</u>
Total	\$425,000	\$355,000

10. LOCAL GOVERNMENT GRANTS FOR FIRE AND EMERGENCY MEDICAL SERVICES PROVIDED AT STATE VETERANS HOMES

PR	\$300,000
----	-----------

Increase the maximum amount in total grants that the Department of Veterans Affairs may make to local governments for providing fire and emergency medical services to the state veterans homes, from \$300,000 per biennium to \$600,000 per biennium. Provide \$150,000 annually in the appropriation for making these grants to reflect this change. Specify that the amounts distributed under the grant program cannot factor in the calculation of payments made under the payments for municipal services program. Include any fire district in the list of eligible recipients for the grant.

[Act 19 Sections: 133, 236, 322, and 323]

11. DELETE VACANT POSITIONS

	Positions
SEG	- 1.93

Delete vacant positions in the Department's appropriation for administration of loans and aids to veterans, beginning in 2023-24, as follows: (a) 0.54 financial program supervisor; (b) 0.72 financial specialist-advanced; and (c) 0.67 policy initiatives advisor-administrative.

WISCONSIN ECONOMIC DEVELOPMENT CORPORATION

Budget Summary						FTE Position Summary
Fund	2022-23	Act 19		2023-25 Change Over		
	Adjusted Base	2023-24	2024-25	Base Year Doubled	Amount	
GPR	\$4,550,700	\$0	\$0	-\$9,101,400	-	100.0%
SEG	<u>37,000,000</u>	<u>47,000,000</u>	<u>45,870,000</u>	<u>18,870,000</u>		25.5
TOTAL	\$41,550,700	\$47,000,000	\$45,870,000	\$9,768,600		11.8%

There are no authorized state positions for the Wisconsin Economic Development Corporation.

Budget Change Items

1. REESTIMATE WEDC GPR AND SEG APPROPRIATIONS [LFB Papers 106 and 840]

GPR	-\$9,101,400
SEG	<u>18,870,000</u>
Total	\$9,768,600

Estimate funding provided for the Wisconsin Economic Development Corporation's (WEDC) existing state appropriations at \$47,000,000 SEG in 2023-24 and \$45,870,000 SEG in 2024-25, comprised of: (a) \$0 GPR annually; (b) \$46,000,000 SEG in 2023-24 and \$44,870,000 in 2024-25 from its all monies received operations and programs SEG appropriation; and (c) \$1,000,000 SEG annually for brownfield site assessment grants.

The primary source of WEDC's funding is from the segregated economic development fund. The revenue source for the economic development fund is the economic development surcharge imposed upon C corporations and tax-option (S) corporations. SEG funding is also provided from the environmental fund for brownfield site assessment grants. In addition, WEDC receives GPR funding for its operations and programs under a sum sufficient appropriation. GPR may be expended from WEDC's sum sufficient appropriation only if there are no unencumbered moneys available in the economic development fund. Thus, the first draws for programs and operations must come from the economic development fund until the available balance of the SEG appropriation is depleted. Specifically, the funding for operations and programs is provided in an amount of GPR equal to \$41,550,700 minus the amounts expended from the economic development fund and the environmental fund. However, GPR programs and operations spending in any year is limited to no more than \$16,512,500.

The reestimate for WEDC's SEG appropriation from the economic development fund for operations and programs reflects: (a) an increase in surcharge revenues of \$10,000,000 SEG in 2023-24 and \$9,000,000 SEG in 2024-25 estimated under current law; and (b) a revenue reduction of \$130,000 in 2024-25 estimated for tax law changes [see "General Fund Taxes -- Income and Franchise Taxes"]. Base funding for WEDC's brownfield site assessment grants SEG

appropriation from the environmental fund is unchanged. Because SEG funding is estimated to exceed \$41,550,700, WEDC's GPR appropriation is estimated to be \$0 annually (an annual decrease of \$4,550,700).

2. DATA SHARING WITH DEPARTMENT OF REVENUE

Permit the Chief Executive Officer and employees of WEDC to examine tax information, including returns, certain claims, schedules, exhibits, writings, and audit reports, pursuant to an agreement with the Department of Revenue (DOR) and to the extent necessary to administer tax benefit programs. This includes review of tax benefit applications, compliance with tax benefit certifications, and confirming the amount of tax benefit used for purposes of revoking tax benefits. Confidential tax information received by WEDC from DOR would not be considered a record open to the public. These provisions take effect October 1, 2023.

[Act 19 Sections: 346, 347, 433, 434, and 9437(3)]

3. REPEAL OBSOLETE APPROPRIATION [LFB Paper 842]

Repeal the obsolete continuing PR appropriation for transferred general fund monies from the Department of Commerce.

[Act 19 Section: 62]

4. REPEAL OBSOLETE STATUTORY PROVISION [LFB Paper 842]

Repeal the obsolete statutory provision requiring WEDC to make a one-time grant of \$250,000 in 2015-16 to the River Falls Economic Development Corporation.

[Act 19 Section: 435]

5. OPPORTUNITY ATTRACTION AND PROMOTION FUND [LFB Paper 751]

Create an opportunity attraction and promotion fund, supported by a new continuing GPR appropriation under WEDC, for attracting opportunities and events to the state. Provide \$10,000,000 GPR in 2023-24 to the Committee's supplemental appropriation for this purpose. The fiscal effect of this provision is shown under "Program Supplements."

[Act 19 Section: 60]

6. CHILD CARE FUND

Create a child care fund, supported by a new continuing GPR appropriation under WEDC, for child care providers. Provide \$15,000,000 GPR in 2023-24 to the Committee's supplemental

appropriation for this purpose. The fiscal effect of this provision is shown under "Program Supplements."

[Act 19 Section: 61]

7. MODIFICATIONS FOR TAX LAW CHANGES

Require WEDC to administer a sales and use tax exemption for certified data centers, including the certification of qualified data centers, as described under "General Fund Taxes -- General Sales and Use Taxes." Further, make a number of modifications to tax credit programs that are administered, in part, by WEDC, which are described under "General Fund Taxes -- Refundable Tax Credits and Other Payments."

WISCONSIN HOUSING AND ECONOMIC DEVELOPMENT AUTHORITY

Budget Summary					FTE Position Summary	
Fund	2022-23 Adjusted Base	Act 19		2023-25 Change Over Base Year Doubled		There are no state authorized positions for the Wisconsin Housing and Economic Development Authority.
		2023-24	2024-25	Amount	%	
GPR	\$0	\$525,000,000	\$0	\$525,000,000	N.A.	

Budget Change Items

1. WORKFORCE HOUSING REHABILITATION [LFB Paper 855] GPR \$50,000,000

Provide \$50 million in 2023-24 in a new, continuing appropriation for housing rehabilitation. The Governor's veto message, accompanying the partial veto, indicated that the intent of the provision would be to use funding for grants or forgivable loans, rather than only for revolving loans as passed by the Legislature.

Currently, WHEDA offers the Home Improvement Advantage program (housing rehabilitation loan program) to support financing for improvements to existing homes. Eligible improvements include: remodeling, home repair, making a home accessible to persons with disabilities, energy-efficient appliances, and energy efficiency improvements. In addition, 2021 Wisconsin Act 221 created a workforce housing rehabilitation loan program and 2023 Wisconsin Act 17 made further changes to the program. Eligible rehabilitation activities include removal of lead paint, asbestos, mold or other internal environmental contamination, or making various types of structural improvements to maintain the home in a decent and safe condition. The home must have been constructed at least 40 years prior to the date of the applicant's loan application. Both housing rehabilitation programs: (a) require that a loan be for an applicant's primary residence; (b) have a maximum loan term of 15 years; (c) may provide borrowers loans up to \$50,000; (d) include certain income requirements; and (e) may issue loans below market rates, including zero-interest loans under the workforce housing rehabilitation program.

[Act 19 Section: 134]

2. INCREASE CAPITAL RESERVE FUND BONDING AUTHORIZATION [LFB Paper 857]

Increase the capital reserve fund limit from \$800 million to \$1 billion. Under current law, WHEDA manages a capital reserve fund, which must maintain a balance sufficient to cover the

maximum amount of debt service expected in one year for all bond issues backed by the fund. As of June 30, 2022, \$727 million in outstanding bonds for multifamily housing developments were backed by the capital reserve fund. As WHEDA operates as an independent authority, bonds issued under its authority do not carry the general obligation of the state. However, the state has pledged its moral obligation to the capital reserve should it become deficient. No such deficiency has ever occurred, and this provision would not have a direct state fiscal effect.

WHEDA anticipates reaching the maximum amount of outstanding bonds backed by the capital reserve fund in 2023. This is largely due to demand for the state low-income housing tax credit under 2017 Wisconsin Act 176, as developments awarded state and certain federal housing tax credits also utilize financing from bonding supported by the capital reserve. Bonds with the backing of the capital reserve fund generally receive more favorable credit ratings and result in a lower cost of financing for housing developments.

[Act 19 Section: 432]

3. RESIDENTIAL HOUSING INFRASTRUCTURE REVOLVING LOAN FUND RE-

GPR	\$275,000,000
-----	---------------

Provide \$275 million in 2023-24 in a new, continuing appropriation for deposit in the residential housing infrastructure revolving loan fund under the jurisdiction and control of WHEDA, as created under 2023 Wisconsin Act 14. The fund would support loans for public infrastructure improvements associated with the construction of workforce or senior housing. Act 14 specifies that any unencumbered or unexpended funds as of January 1, 2031, be transferred to the balance of the general fund.

[Act 19 Section: 134]

4. MAIN STREET HOUSING REHABILITATION REVOLVING LOAN FUND RE-

GPR	\$100,000,000
-----	---------------

Provide \$100 million in 2023-24 in a new, continuing appropriation for deposit in the main street housing rehabilitation revolving loan fund under the jurisdiction and control of WHEDA, as created under 2023 Wisconsin Act 15. The fund would support loans to improve workforce housing located in upper levels of buildings with street-level commercial uses. Act 15 specifies that any unencumbered or unexpended funds as of January 1, 2031, be transferred to the balance of the general fund.

[Act 19 Section: 134]

5. COMMERCIAL-TO-HOUSING CONVERSION REVOLVING LOAN FUND RE-

GPR	\$100,000,000
-----	---------------

Provide \$100 million in 2023-24 in a new, continuing appropriation for deposit in the commercial-to-housing conversion revolving loan fund under the jurisdiction and control of

WHEDA, as created under 2023 Wisconsin Act 18. The fund would support loans for projects that convert vacant nonresidential properties to workforce or senior housing. Act 18 specifies that any unencumbered or unexpended funds as of January 1, 2031, be transferred to the balance of the general fund.

[Act 19 Section: 134]

WISCONSIN TECHNICAL COLLEGE SYSTEM

Budget Summary						FTE Position Summary				
Fund	2022-23	Act 19		2023-25 Change Over		2022-23	Act 19		2024-25	
	Adjusted Base	2023-24	2024-25	Base Year Doubled	%		2023-24	2024-25	Over 2022-23	Number
GPR	\$579,933,100	\$587,098,400	\$587,289,900	\$14,522,100	1.3%	23.25	23.25	23.25	0.00	0.0%
FED	33,364,600	33,296,300	33,296,300	- 136,600	- 0.2	26.75	26.75	26.75	0.00	0.0
PR	<u>4,724,400</u>	<u>4,714,000</u>	<u>4,714,000</u>	<u>- 20,800</u>	- 0.2	<u>5.00</u>	<u>5.00</u>	<u>5.00</u>	<u>0.00</u>	0.0
TOTAL	\$618,022,100	\$625,108,700	\$625,300,200	\$14,364,700	1.2%	55.00	55.00	55.00	0.00	0.0%

Budget Change Items

1. STANDARD BUDGET ADJUSTMENTS [LFB Paper 105]

Provide adjustments to the base budget totaling \$133,600 GPR, -\$136,600 FED, and -\$20,800 PR for: (a) full funding of continuing position salaries and fringe benefits (\$73,900 GPR, -\$3,200 FED, and \$1,200 PR annually); and (b) lease and directed moves costs (-\$7,100 GPR, -\$65,100 FED, and -\$11,600 PR annually).

GPR	\$133,600
FED	- 136,600
PR	<u>- 20,800</u>
Total	- \$23,800

2. GENERAL AID [LFB Paper 860]

Provide an increase of \$3,098,500 in 2023-24 and \$6,290,000 in 2024-25 in the appropriation for state general aid for technical colleges. This additional funding would be allocated under the current law that specifies that 70% of the funding in the appropriation is distributed under the partially equalizing general aid formula and 30% is distributed under the formula established for outcomes-based funding. Base level funding is \$103,284,900 annually.

GPR	\$9,388,500
-----	-------------

3. WORKFORCE ADVANCEMENT TRAINING GRANTS [LFB Paper 862]

Provide \$1,000,000 annually in the appropriation for grants to district boards. Require the System Board to award workforce advancement training grants to district boards to provide customized instruction and training opportunities for businesses to meet current workforce demands in various industries.

GPR	\$2,000,000
-----	-------------

4. OPEN EDUCATIONAL RESOURCES

GPR	\$3,000,000
-----	-------------

Provide \$3,000,000 in 2023-24 in the appropriation for grants to district boards to provide grants to technical colleges to create open educational resource textbooks and other materials that will allow the public and technical colleges across the Wisconsin Technical College System to access technical college course materials. Open educational resources include teaching, learning, and research resources that reside in public domain or have been released under an intellectual property license that permits free use and repurposing by others.

5. ORAL HEALTHCARE WORKFORCE

Provide \$20,000,000 GPR in 2023-24 in the Joint Finance Committee supplemental appropriation for oral healthcare workforce initiatives. The fiscal effect of this item is shown under "Program Supplements."

WORKFORCE DEVELOPMENT

Budget Summary						FTE Position Summary				
Fund	2022-23 Adjusted Base	Act 19		2023-25 Change Over Base Year Doubled		2022-23	Act 19		2024-25 Over 2022-23	
		2023-24	2024-25	Amount	%		2023-24	2024-25	Number	%
GPR	\$55,107,500	\$59,019,300	\$59,923,900	\$8,728,200	7.9%	151.03	152.02	151.02	- 0.01	0.0%
FED	209,806,100	238,001,900	225,306,800	43,696,500	10.4	1,237.97	1,149.32	1,140.32	- 97.65	- 7.9
PR	79,048,400	77,990,800	77,990,800	- 2,115,200	- 1.3	212.65	210.11	210.11	- 2.54	- 1.2
SEG	<u>26,451,200</u>	<u>26,422,800</u>	<u>26,422,800</u>	<u>- 56,800</u>	- 0.1	<u>72.80</u>	<u>72.80</u>	<u>72.80</u>	<u>0.00</u>	0.0
TOTAL	\$370,413,200	\$401,434,800	\$389,644,300	\$50,252,700	6.8%	1,674.45	1,584.25	1,574.25	- 100.20	- 6.0%

Budget Change Items

Departmentwide and Vocational Rehabilitation

1. STANDARD BUDGET ADJUSTMENTS [LFB Paper 105]

Adjust the base budget by \$1,359,400 and -62.0 positions in 2023-24, and -\$12,000 and -71.0 positions in 2024-25. The adjustments are for: (a) turnover reduction (-\$439,300 GPR, -\$3,199,100 FED, -\$810,500 PR, and -\$172,700 SEG annually); (b) removal of noncontinuing elements from the base (-\$2,661,400 FED and -62.0 FED positions in 2023-24 and -\$4,032,800 FED and -71.0 FED positions in 2024-25); (c) full funding of continuing position salaries and fringe benefits (\$685,400 GPR, \$8,674,100 FED, \$93,700 PR, and \$208,300 SEG annually); (d) overtime (\$153,600 PR annually); and (e) full funding of lease and directed move costs (\$70,300 GPR, -\$684,600 FED, -\$494,400 PR, and -\$64,000 SEG annually).

	Funding	Positions
GPR	\$632,800	0.00
FED	2,886,600	-71.00
PR	- 2,115,200	0.00
SEG	<u>- 56,800</u>	<u>0.00</u>
Total	\$1,347,400	- 71.00

2. FEDERAL REESTIMATES

FED	\$40,809,900
-----	--------------

Increase estimated federal funding by \$26,066,800 in 2023-24 and \$14,743,100 in 2024-25. The adjustments are to align expenditure authority with the amount of revenue that DWD estimates will be deposited into those appropriations. The adjustments would affect the following federal appropriations:

<u>Appropriation</u>	<u>2023-24</u>	<u>2024-25</u>
Workforce investment and assistance	\$1,823,000	\$2,047,000
Unemployment administration	20,092,500	8,544,800
Vocational rehabilitation program aids	1,081,300	1,081,300
Vocational rehabilitation project aids	<u>3,070,000</u>	<u>3,070,000</u>
Total	\$26,066,800	\$14,743,100

3. DELETE VACANT POSITIONS

Delete 0.01 GPR, 26.65 FED, and 2.54 PR positions that have been vacant for 18 months or more.

	Positions
GPR	- 0.01
FED	- 26.65
PR	<u>- 2.54</u>
Total	- 29.20

Employment and Training

1. FAST FORWARD [LFB Paper 870]

GPR	- \$2,000,000
-----	---------------

Reduce funding by \$1,000,000 annually for the Department's workforce training grants appropriation ("Fast Forward"), so that annual funding would be \$5,250,000. Require the Department to allocate \$975,800 in each year of the 2023-25 biennium to the Department of Corrections to support instructor costs for technical mobile labs.

[Act 19 Section: 386]

2. LOCAL YOUTH APPRENTICESHIP GRANTS

GPR	\$7,000,000
-----	-------------

Provide \$3,000,000 in 2023-24 and \$4,000,000 in 2024-25 in additional funding to the Department's continuing appropriation for local youth apprenticeship grants. Funding for local youth apprenticeship grants would be \$9,000,000 in 2023-24 and \$10,000,000 in 2024-25.

3. CAREER AND TECHNICAL EDUCATION INCENTIVE GRANTS

GPR	\$3,000,000
-----	-------------

Provide \$1,500,000 annually in additional funding to the DWD's annual appropriation for the purposes of funding career and technical education (CTE) incentive grant payments to school districts. Funding for CTE incentive grants would be \$8,000,000 each year.

4. CDL TRAINING GRANTS

Provide \$250,000 annually in one-time funding to the Joint Committee on Finance's supplemental GPR appropriation for the purpose of funding commercial driver license (CDL) training grants. The fiscal effect of this provision is shown under "Program Supplements."

Equal Rights and Employment Regulation

1. SUBSTANCE ABUSE PREVENTION ON PUBLIC WORKS PROJECTS [LFB Paper 880]	GPR	\$95,400
---	-----	----------

Provide \$95,400 and 1.0 one-year project position in 2023-24 to the Department's general program operations appropriation for the administration and enforcement of a substance abuse prevention program. Under current law, no employee may use, possess, attempt to possess, distribute, deliver, or be under the influence of a drug, or use or be under the influence of alcohol, while performing work on a public works project or public utility project. An employee is considered to be under the influence of alcohol if he or she has an alcohol concentration of .04 or more. Employers also must have in place a written program for the prevention of employee substance abuse.

REPORTS AND STUDIES

REPORTS AND STUDIES

Date Due	Nature	Prepared By	Reported To
No later than February 1, 2024	Licensing Fees. A plan to increase licensing fees for assisted living facilities and outpatient mental health clinics to cover the cost of staffing within the Bureau of Assisted Living necessary to ensure adequate protection of the health and well-being of vulnerable individuals, as determined by the Department of Health Services. [Act 19 Section: 9119(2)]	Department of Health Services	Joint Committee on Finance
January 1, 2025	Master Plan for State Veterans Homes. Conduct a study to provide a framework to guide decision making for future operations and development of the state veterans homes. [Act 19 Section: 9148 (1)]	Department of Veterans Affairs	Unspecified
January 1, 2025	Pilot CHIPS Extension. Require a report regarding costs and data from implementing the pilot Child in Need of Protection or Services (CHIPS) program. [Act 19 Section: 248]	Department of Children and Families and the State Public Defender	Joint Committee on Finance; appropriate standing committees of the Legislature
For inclusion in the final Chapter 20 schedule of appropriations	Conservation Position Reallocations. DNR may reallocate existing authorized positions for a conservation purpose. The Department is required to report on any reallocations made under this provision for inclusion in the final Chapter 20 schedule of appropriations for 2023-25. [Act 19 Section: 9132(1)]	Department of Natural Resources	Department of Administration, Legislative Fiscal Bureau

LEGISLATIVE FISCAL BUREAU BUDGET PAPERS

LEGISLATIVE FISCAL BUREAU

2023-25 Budget Papers

Paper

- 105 Standard Budget Adjustments and 27th Biweekly Payroll
- 106 2023-25 Estimates of Current Law Sum Sufficient and Debt Service on Appropriation Obligation Bonds

Administration -- General Agency Provisions

- 110 Position Reallocations
- 111 Positions for UW Organ and Tissue Donation Program Aircraft
- 112 Resources to Support Employee Trust Funds Information Technology Project
- 113 Local Government Grant Resource Team
- 114 National and Community Service Board Increase

Administration -- Housing

- 125 Shelter for Homeless and Housing Grants

Administration -- Information Technology

- 145 Cybersecurity Initiatives
- 146 District Attorney Information Technology Program
- 147 Technology for Educational Achievement Program Changes
- 148 IT Services for Historical Society
- 149 Centralized Online Services to Residents

Administration -- Facilities

- 150 Payment from Space Rental Account to Capital Improvement Fund
- 151 Transfer to the Building Trust Fund and Division of Facilities Development Positions

Administration -- Procurement and Risk Management

- 160 Risk Management Insurance Premium Costs

Administration -- Division of Gaming

- 165 Tribal Gaming Appropriations and General Fund Revenue
- 166 Grants for Tribal Programs
- 167 Gaming Investigations and Outreach
- 168 Native American Economic Development; Technical Assistance Grant Program

Agriculture, Trade and Consumer Protection -- Departmentwide

- 170 Bureau of Laboratory Services

Paper #

Agriculture, Trade and Consumer Protection -- Agricultural Assistance

- 175 Food Security Programs
- 176 Meat Processor Grants
- 177 Dairy Processor Grants
- 178 Agricultural Business Development Grants
- 179 Wisconsin Agricultural Exports Promotion
- 180 Meat Talent Development Grant Program
- 181 Farmer Mental Health Assistance

Agriculture, Trade and Consumer Protection -- Environment

- 185 County Conservation Staff and Program Expansion
- 186 Nitrogen Management, Cover Cropping, and Producer-Led Watershed Protection Grants
- 187 Soil and Water Resource Management Grants
- 188 Clean Sweep Grants
- 189 Biodigester Grant Programs

Agriculture, Trade and Consumer Protection -- Regulatory Programs

- 195 Meat Inspection Program Staff
- 196 Dog Facility, Rabies Control, and Humane Officer Program Staffing
- 197 Livestock Premises Registration Support

Board of Commissioners of Public Lands

- 205 Program Operations Funding
- 206 Forester Position
- 207 Aids in Lieu of Property Taxes

Board on Aging and Long-Term Care

- 210 Administrative Staff

Budget Management and Compensation Reserves

- 215 Compensation Reserves Overview and Fringe Benefit Costs
- 216 General Wage Adjustments
- 217 Compensation for Correctional Security Positions
- 218 Pay Progression Systems
- 219 Market Wage Adjustments
- 220 Funding to Continue Pilot Add-ons
- 221 Required General Fund Structural Balance

Budget Stabilization Fund

- 225 Transfer Funds to Budget Stabilization Fund/Required General Fund Statutory Balance

Building Commission

- 230 Estimated Debt Service Savings

Paper #

Building Program

- 235 Building Program Overview
- 236 Use of One-Time Cash for Building Program or Debt Reduction Purposes
- 237 Building Project Threshold Increases

Child Abuse and Neglect Prevention Board

- 245 Family Resource Centers

Children and Families -- TANF and Economic Support

- 250 Estimates of TANF-Related Programs under Current Law
- 251 Wisconsin Shares Child Care Subsidy Program
- 252 Child Care Partnership Program
- 253 Quality Care for Quality Kids -- Child Care Quality Improvement Program
- 254 Child Care Quality and Availability Initiatives
- 255 Grant Programs
- 256 Caretaker Supplement

Children and Families -- Child Welfare

- 265 Domestic Abuse Services
- 266 Kinship Care and Foster Care
- 267 Services and Operation of the Division of Milwaukee Child Protective Services
- 268 Tribal Subsidized Guardianships
- 269 Home Visiting
- 270 eWiSACWIS System Enhancement, Youth Justice Data Systems, and Youth Assessment Screening Instrument

Children and Families -- Child Support and Departmentwide

- 280 Local Child Support Enforcement
- 281 Child Support IT Modernization Project
- 282 Cybersecurity

Circuit Courts

- 285 Digital Audio Recording Devices

Corrections -- Departmentwide

- 290 Overtime Supplement
- 291 Staff Recruitment
- 292 Bureau of Technology Management: Cybersecurity Team and Bureau Staff Supplement

Corrections -- Adult Institutions

- 295 Inmate Populations, Prison Contract Bed Funding, and Population and Inflationary Costs
- 296 Wisconsin Resource Center Security Operations Transfer
- 297 Medication-Assisted Treatment
- 298 Technical Mobile Labs
- 299 Windows to Work Expansion
- 300 Local Law Enforcement Reimbursement

Paper #

Corrections -- Community Corrections

305 Opening Avenues to Reentry Success Expansion

District Attorneys

315 District Attorney Turnover
316 Salary Adjustments and Pay Progression
317 District Attorney Compensation
318 Additional GPR Prosecutor Positions
319 District Attorney Supplies and Services

Employee Trust Funds

335 Business Processes and Systems Modernization
336 Resources for Service Support and Financial Functions

Environmental Improvement Fund

345 Revenue Obligation Bonding Authority

Ethics Commission

350 Campaign Finance Information System Website Replacement

Financial Institutions

355 Department Operations
356 Charitable Organizations, Trademark, and Securities Software Projects

General Fund Taxes -- Income and Franchise Taxes

360 IRC Update - Federal Legislation Enacted in 2021 and 2022
361 Federalize Tax Treatment of Tax-Advantaged Savings Plans
362 Expand Child and Dependent Care Credit
363 Income Tax Provisions Affected by Inflation
364 Expand Retirement Income Exclusion
365 Withholding Table Adjustments
366 Overview of Board-Based Income and Franchise Tax Reductions

General Fund Taxes -- Excise Taxes and Other Taxes

385 Installment Payments for Gross Revenues Utilities

General Fund Taxes -- Refundable Tax Credits and Other Payments

395 Increase Refundable Portion of Research Credit
396 Enterprise Zone Credit Reestimate

Health Services -- Medical Assistance -- Eligibility and Benefits

405 Medical Assistance Cost-to-Continue Estimate
406 Postpartum Eligibility Extension
407 Medical Assistance Provider Reimbursement Rates
408 Community Support Program
409 Residential Substance Use Disorder Treatment Room and Board Funding
410 SeniorCare Reestimate

Paper #

Health Services -- Medical Assistance -- Long-Term Care

- 420 Medical Assistance -- Long-Term Care
- 421 Home and Community-Based Services
- 422 Nursing Home Personal Needs Allowance

Health Services -- Services for the Elderly and People with Disabilities

- 425 Aging and Disability Resource Centers
- 426 Complex Patient Pilot Program
- 427 Adult Protective Services System
- 428 WisCaregiver Careers
- 429 Office for the Promotion of Independent Living Programs
- 430 Alzheimer's Family and Caregiver Support Program, Alzheimer's Training and Information Grants, and Lifespan Respite Care Grants

Health Services -- Public Health

- 435 Personal Protective Equipment Stockpile
- 436 Newborn Screening Program
- 437 Mike Johnson Life Care HIV/AIDS Services
- 438 Suicide Prevention Coordinator
- 439 Grants to Free and Charitable Clinics

Health Services -- Behavioral Health

- 445 Crisis Urgent Care and Observation Facilities
- 446 Suicide and Crisis Lifeline Grants
- 447 Psychiatric Residential Treatment Facility Certification and Grant Program
- 448 Mental Health Consultation Program

Health Services -- Care and Treatment Facilities

- 455 Facility Food and Variable Nonfood Supplies and Services
- 456 Overtime Supplement
- 457 Mendota Juvenile Treatment Center -- Staffing and Funding for Expansion Staffing
- 458 Expand Northern Wisconsin Center's Intensive Treatment Program
- 459 Contracted Community Services

Health Services -- Quality Assurance

- 460 Health Care Provider Innovation Grants
- 461 Bureau of Assisted Living Staffing
- 462 Office of Caregiver Quality

Health Services -- FoodShare and Public Assistance Administration

- 465 FoodShare Employment and Training Program
- 466 MA and FoodShare Administration -- Contracts
- 467 Income Maintenance -- Local Assistance

Higher Educational Aids Board

- 480 Nurse Educators
- 481 Information Technology Modernization and Information Technology Personnel
- 482 Wisconsin Grants

Paper #

Historical Society

- 485 Information Technology Services
- 486 Wisconsin History Center

Insurance -- Agency Operations and Current Programs

- 490 Financial and Market Regulation Positions
- 491 Board on Aging and Long-Term Care Helpline Funding Transfer

Justice -- Law Enforcement Services

- 510 Internet Crimes Against Children
- 511 Criminal Investigation Support
- 512 Office of School Safety
- 513 Violent Crime Prosecutors and Continuation of Sexual Assault Resource Prosecutor
- 514 Program Administration Support
- 515 Beat Patrol Overtime Grant Program Unencumbered Balance
- 516 Elder Abuse Hotline

Justice -- Legal Services

- 525 Tobacco Settlement Agreement Legal Expenses

Justice -- Treatment Alternatives and Diversions

- 530 Treatment and Diversion Programs: Expansion; Program Appropriation Consolidation; Program Administration; and Unencumbered Balance

Justice -- Forensic Science

- 535 Crime Laboratory: Toxicology Testing; DNA Testing; and Crime Scene Response

Justice -- Victim and Witness Services

- 540 County Victim Witness Program Funding
- 541 Sexual Assault Victim Services Grants
- 542 Crime Victim Services Grants and Victims of Crime Act Funding Modifications

Medical College of Wisconsin

- 545 Psychiatry and Behavioral Health Residency Program

Military Affairs

- 550 Federal and Program Revenue Reestimates
- 551 Statewide Interoperable Radio Network Replacement
- 552 Next Generation 911
- 553 Urban Search and Rescue Teams (Wisconsin Task Force 1)
- 554 Buildings and Grounds Staff
- 555 Wireless Network Administrator
- 556 Counter-Drug Airplane
- 557 Cybersecurity Grant Matching Funds
- 558 Town of Sliver Cliff Public Safety Building
- 559 Homeland Security Office
- 560 Air Refueling Wing Consultant

Paper #

Natural Resources -- Departmentwide

- 570 Limited-Term Employee Compensation
- 571 Document Digitizing
- 572 External Services Position Reallocation
- 573 Recreational Vehicle Reestimates

Natural Resources -- Parks

- 575 Park and Forest Development and Maintenance
- 576 Campsite Electrification
- 577 Parks and Recreation Operations
- 578 Online Vehicle Admission Fees

Natural Resources -- Forestry and Stewardship

- 580 Forestry Account Condition
- 581 Urban Forestry Grants
- 582 Private Forest Landowner Grant
- 583 County Sustainable Forestry and County Forest Administrator Grants

Natural Resources -- Fish, Wildlife, and Natural Heritage Conservation

- 590 Nonresident Deer Hunting License
- 591 Inland Waters Trout Habitat

Natural Resources -- Law Enforcement

- 595 Law Enforcement Equipment

Natural Resources -- Waste, Remediation, and Air

- 600 Environmental Management Account Overview
- 601 PFAS Municipal Grant Program
- 602 PFAS Management Staffing
- 603 PFAS Statewide Testing and Emergency Measures
- 604 PFAS-Containing Firefighting Foam Disposal
- 605 Bonding for Great Lakes Contaminated Sediment Removal
- 606 Air Management Program Position Transfers
- 607 Reauthorize Funding for Cleanup of Electronic Waste

Natural Resources -- Water Quality

- 610 Well Compensation Grant Program
- 611 Winnebago Lake System Staffing
- 612 Dam Safety Bonding
- 613 Nonpoint Account Overview
- 614 Urban Nonpoint and Municipal Flood Control Programs
- 615 Rural Nonpoint Source Water Pollution Abatement

Public Defender

- 625 Programmatic Funding Realignment
- 626 Support and Administrative Staff
- 627 Private Bar Attorney Compensation

Paper #

Public Instruction -- General School Aids and Revenue Limits and Categorical Aids

- 630 State Support for K-12 Education
- 631 High Poverty Aid
- 632 Equalization Aid Formula

Public Instruction -- Categorical Aids

- 635 Special Education Aids
- 636 School Breakfast Programs
- 637 Bilingual-Bicultural Aid
- 638 Early Literacy and Reading Improvement
- 639 High Cost Transportation Aid
- 640 Driver Education Aid

Public Instruction -- Administrative and Other Funding

- 655 Mental Health Training Programs
- 656 Academic and Career Planning
- 657 Grants to Nonprofit Organizations
- 658 Public Library System Aids
- 659 Online Early Learning Program

Public Service Commission --Broadband Provisions

- 660 Broadband Expansion Grant Program

Public Service Commission -- Departmentwide and Utility Regulation

- 665 Cybersecurity Positions
- 666 Engineering Modeling Software

Revenue -- Tax Administration

- 670 Revenue Agent Positions
- 671 Statewide Debt Collection Positions
- 672 Advanced Technology System Project
- 673 Manufacturing Property Assessment Specialists and Local Government Services Position
- 674 Repeal Obsolete Baseball and Football District Appropriations

Revenue -- Lottery Administration

- 675 Lottery Fund Condition and Lottery Credit

Safety and Professional Services -- Departmentwide

- 680 Program Revenue Account Overview
- 681 System Platforms and Equipment Upgrades
- 682 Division of Enterprise Technology Consulting Services

Paper #

Safety and Professional Services -- Regulation of Professions

- 685 License Processing Staff
- 686 Call Center Staff
- 687 Board Support Staff
- 688 Licensure Attainment and Flexibility Specialists
- 689 Program Revenue Retention
- 690 Prescription Drug Monitoring Program

Safety and Professional Services -- Safety and Buildings Programs

- 695 Building Plan Review
- 696 Industry Services Field Inspection Staff and Municipal Oversight
- 697 Private On-Site Wastewater Treatment System (POWTS) Grant Program and Plan Reviewers
- 698 Trade Examination Providers
- 699 Youth Volunteer Firefighting Training Program
- 700 Fire Department Dues Distribution Reestimate

Shared Revenue and Tax Relief -- Direct Aid Payments

- 710 Supplemental County and Municipal Aid -- Lac Courte Oreilles Federal Court Decision
- 711 Eliminate Computer Aid Payment Delay
- 712 Payments for Municipal Services Program

State Treasurer

- 740 Increased Resources for the Office

Supreme Court

- 745 Cybersecurity Program Funding
- 746 County Law Libraries

Tourism

- 750 Marketing and Advertising Funds
- 751 Opportunity Attraction and Promotion Fund
- 752 Meetings, Conventions, and Sports Bureau
- 753 Office of Outdoor Recreation
- 754 Arts Board Fund Matching

Transportation -- Transportation Finance

- 760 Fund Condition Statement
- 761 Ongoing General Fund Tax Transfers to Transportation Fund

Transportation -- Local Transportation Aid

- 765 General Transportation Aids
- 766 Mass Transit Operating Assistance
- 767 Seniors and Individuals with Disabilities Specialized Assistance Program

Paper #

Transportation -- Local Transportation Assistance

- 770 Local Roads Improvement Program
- 771 Southern Bridge Project in Brown County
- 772 Freight Rail Preservation Program
- 773 Harbor Assistance Program
- 774 Allocation of Federal Highway Aid
- 775 Local Bridge Improvement Assistance Program Federal Funding Allocation
- 776 National Electric Vehicle Infrastructure (NEVI) Formula Program
- 777 Local Government Project Development and Technical Assistance
- 778 Passenger Rail Operations Assistance
- 779 Rail Crossing Safety Initiatives
- 780 Support for Metropolitan Planning Organizations and Regional Planning Commissions
Transportation Programs
- 781 Airport Improvement Program

Transportation -- State Highway Program

- 785 State Highway Rehabilitation Program
- 786 Major Highway Development Program
- 787 Southeast Wisconsin Freeway Megaprojects
- 788 Major Interstate Bridge Improvement Program -- Blatnik Bridge Reconstruction
- 789 State Highway Maintenance

Transportation -- Motor Vehicles

- 790 Production of License Plates Required Under 2021 Acts 163 and 178
- 791 Modernization of DOT Software Systems
- 792 Division of Motor Vehicles Operations Funding
- 793 Identification Sticker for Electric Vehicles

Transportation -- State Patrol

- 795 State Patrol Officer Positions and Overtime Funding
- 796 State Patrol Equipment and Open Records Staffing
- 797 State Patrol Communications Infrastructure and Positions

Transportation -- Departmentwide

- 805 Department of Transportation Administrative Facilities
- 806 Departmental Operations Funding
- 807 Mississippi River Parkway Commission Position
- 808 Internal Departmental Appropriation Modifications and Reorganizations

University of Wisconsin System

- 810 UW System General Program Operations
- 811 Health Care Provider Loan Assistance Program
- 812 Missing in Action Recovery and Identification Project
- 813 UW-River Falls Farm and Industry Short Courses
- 814 UW-Stevens Point Institute for Sustainable Technology
- 815 Freshwater Collaborative Positions

Paper #

University of Wisconsin System -- State Laboratory of Hygiene

- 816 State Laboratory of Hygiene Structural Deficit: Newborn Screening, Forensic Toxicology, and Rent
- 817 State Laboratory of Hygiene -- Soil Health and Cyanobacterial Blooms Monitoring

University of Wisconsin System -- Veterinary Diagnostic Laboratory

- 818 Veterinary Diagnostic Laboratory -- Microbiologists and Bioinformatician Positions

Veterans Affairs

- 830 Veterans Trust Fund
- 831 General Fund Transfer to the State Veterans Homes and Master Plan for King
- 832 Veterans Outreach and Recovery Program
- 833 Veterans Service Office Grants
- 834 Wisconsin Veterans Museum Operations and Position for Veterans Museum Maintenance

Wisconsin Economic Development Corporation

- 840 Reestimate WEDC SEG Appropriation
- 841 Talent Attraction and Retention Initiatives
- 842 Repeal Obsolete Appropriation and Statutory Provisions

Wisconsin Housing and Economic Development Authority

- 855 Workforce Housing Rehabilitation Loan Program
- 856 State Low-Income Housing Tax Credit Increase
- 857 Increase Capital Reserve Fund Bonding Authorization

Wisconsin Technical College System

- 860 General Aid
- 861 System Office General Operations
- 862 Grants to District Boards
- 863 Grants for Health Care Credits in Dual Enrollment Programs

Workforce Development -- Employment and Training

- 870 Fast Forward

Workforce Development -- Equal Rights and Employment Regulation

- 880 Substance Abuse Prevention on Public Works Projects