


The Pool Page

A Monthly Publication for State of Wisconsin LGIP Participants

JUNE 2023

VOL 28, ISS 6



The Annualized Earnings
Rate for June 2023:
5.09%

LGIP Holidays

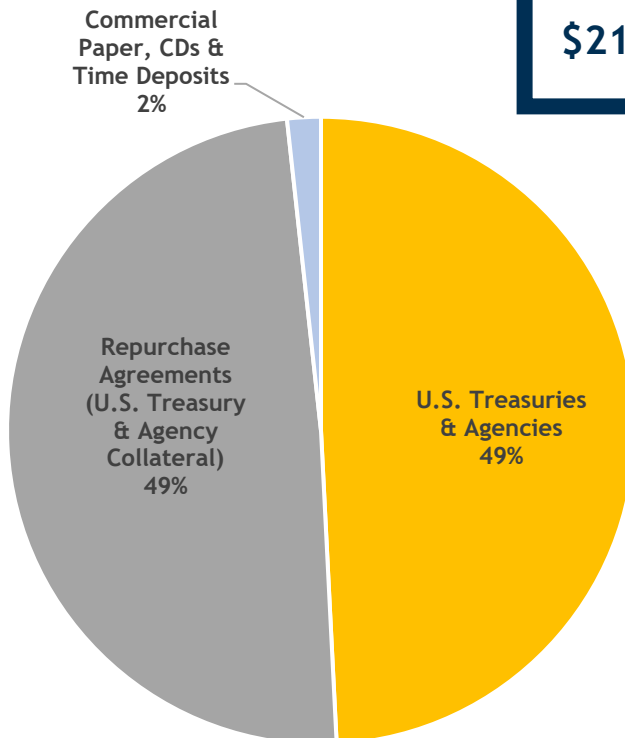
The LGIP will be closed
for business on:

Jul 04	Independence Day
Sep 04	Labor Day
Oct 09	Columbus Day

State Investment Fund Portfolio Composition

As of 6/30/2023

Total Net
Assets:
\$21.6 billion



Book Value Conversion (FV/BV Factor): 100%

Directory

LGIP Toll Free Number

877-947-7665
877-WIS-POOL

LGIP Account Access

<https://lgip.wisconsin.gov>

LGIP Administrator

Department of Administration

Bridget Asasira
Chris Myren

(608) 266-3711
Fax: (608) 223-6578
lgip@wisconsin.gov

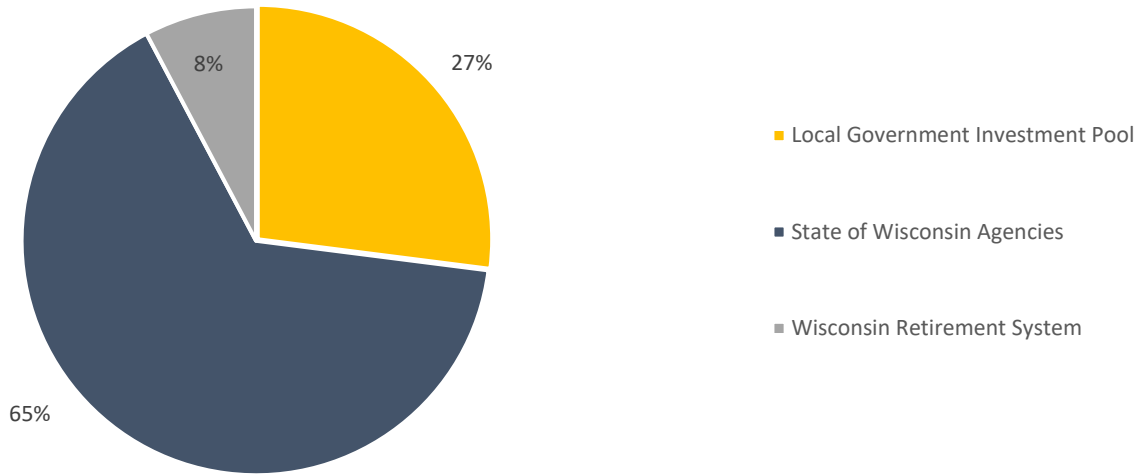
LGIP Fund Manager

State of WI Investment Board

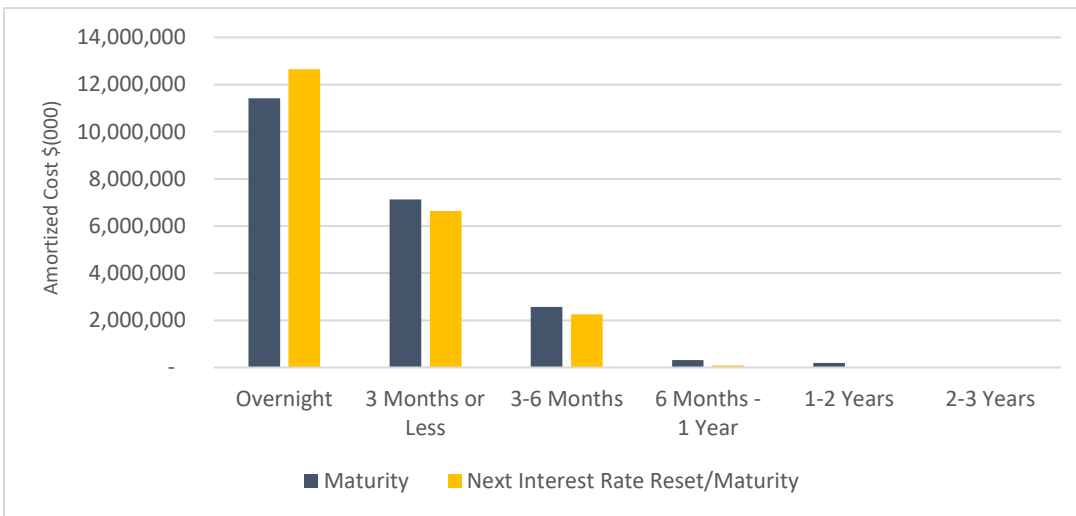
Andrea Ruiz, CFA, CPA
Gretchen Wegner, CFA, CPA
Ping Wong, CFA
(608) 266-2045



STATE INVESTMENT FUND PARTICIPANTS



MATURITY DISTRIBUTION & INTEREST SENSITIVITY



Weighted Average Maturity (WAM*):

28 Days

*WAM represents the average number of days to the earlier of next interest rate reset or maturity.

Weighted Average Life (WAL):**

37 Days

**WAL represents the average number of days to final maturity.

LGIP PERFORMANCE WITH BENCHMARKS - ANNUALIZED RETURNS %

	June 2023	One Year	Five Year	Ten Year
LGIP	5.09	3.82	1.57	1.01
90 Day Treasury Bill	5.16	4.10	1.59	1.01
Crane Government MMF Average	4.59 (e)	3.17	1.16	0.66
Crane Taxable All MMF Average	4.81 (e)	3.42	1.31	0.79

e = estimate